

# DESCRIPTIVE CATALOG

YOUR PARTNER IN  
SUPERIOR LANDSCAPES



*EST. 1907*

***JAMES NURSERY***  
COMPANY

**MAIN OFFICE & SALES YARD**

7900 York Street

Denver, Colorado 80229

(303) 288-2424

1-800-756-TREE

FAX (303) 287-2627

[www.jamesnurserycompany.com](http://www.jamesnurserycompany.com)



It is our goal to grow and sell quality nursery products and to service our customers with integrity and respect.



# DESCRIPTIVE CATALOG

**TERMS:** All prices quoted in this list are F.O.B. our location at 7900 York St., Denver, Co. All sales are C.O.D. (cash or guaranteed check) unless credit has been established. All accounts are due and payable per terms. ALL ACCOUNTS PAST DUE ARE REFERRED TO OUR COLLECTION AGENCY. PAST DUE ACCOUNTS WILL FORFEIT THEIR TRADE DISCOUNT ON THE PAST DUE BALANCE. They are also subject to a 2% per month service charge on the unpaid balance (24% per year) or the highest legally obtainable rate. All past due accounts will be held financially responsible for all legal and collection costs. Visa and Master Card payments are accepted at time of purchase only. We do not accept credit card payments on aged balances.

**VOLUME DISCOUNTS:** Volume discounts are available to our customers based on the following table. Your discount will be based on your purchase volume from the prior calendar year. **Past due accounts will forfeit their trade discounts on the past due balance.**

\$5,000.00	To	\$7,000.00	3%
\$7,001.00	To	\$10,000.00	4%
\$10,001.00	To	\$15,000.00	5%
\$15,001.00	To	\$22,000.00	6%
\$22,001.00	To	\$29,000.00	7%
\$29,001.00	To	\$36,000.00	8%
\$36,001.00	To	\$45,000.00	9%
\$45,001.00		And Above	10%

**RESERVE STOCK:** We are happy to hold stock for our customers in our sales yard until you are ready to pick it up. All reserve orders are treated as stock that is sold and must be paid for at the time they are tagged. Reserved stock sold to our charge customers is due N30 from invoice date. There will be a 20% charge for any material held as sold or special ordered that is cancelled.

**GUARANTEE:** We guarantee all stock to be free from insects and pests (as certified by the Colorado Department of Agriculture). We make no warranty as to life or success secured in transplanting.

**DELIVERY:** Delivery of nursery stock is available to all areas. Please contact the office for a quote on freight rates. **BUYER IS RESPONSIBLE FOR UNLOADING AND MUST SUPPLY ALL NECESSARY LABOR AND EQUIPMENT.** If you are picking up your stock, be sure to have all the necessary equipment – including ropes, tarps, etc. All materials we provide will be billed to you.

**CLAIMS:** You have the right to refuse any stock at the time of delivery. No claims received after 5 days will be entertained. All sales are booked pursuant to crop conditions and we reserve the right to cancel all or a portion of your order should injury befall our stock from acts of God, errors in counts, or should stock not reach estimated size.

**ALL ADJUSTMENTS WILL BE MADE AT THE ORIGINAL INVOICE PRICE.**

**Hours** (All times listed are subject to change.)

**April to first week of June**

7:30 a.m. - 5:00 p.m.      Monday—Friday  
8:00 a.m. - 2:00 p.m.      Saturday  
Closed Sunday

**First week of June through October**

7:30 a.m. - 5:00 p.m.      Monday—Friday  
8:00 a.m. - Noon              Saturday  
Closed Sunday

**November to end of February**

8:00 a.m. - 3:30 p.m.      Monday—Friday  
Closed Saturday & Sunday

**We will be closed:**

New Years Day	Labor Day
Memorial Day	Thanksgiving (Thursday & Friday)
July 4th	Christmas Day

**RETURN POLICY: Due to the high cost of returning nursery stock to inventory, all plants returned are subject to a 25% restocking charge. Plants must be in saleable condition to be considered for restocking. All sales on B&B are final.**

Published January 2018

# TABLE OF CONTENTS













Deciduous Shrubs .....	5-39
Fruit & Berries .....	40
Vines & Groundcovers.....	41-43
Shade & Ornamental Trees .....	44-63
Conifers .....	64-73
Junipers .....	74
Broadleaf Evergreens .....	75-81
Ornamental Grasses .....	82-88
Hard Goods.....	89
Perennials .....	89
Scientific Name Index.....	90-91
Common Name Index .....	92-93

Please visit our website at:  
[www.jamesnurserycompany.com](http://www.jamesnurserycompany.com)  
for current availability, pricing, company  
information and industry related links.

## IN A HURRY?

**Be sure to call in your order ahead of time so we can get it pulled and set aside. This makes it easy to swing in, get loaded and get to your jobsite even faster.**



	<b>Full Sun</b>		<b>Takes Wet Areas</b>
	<b>Part Shade</b>		<b>High Elevation</b>
	<b>Shade</b>		<b>Attracts Birds</b>
	<b>Xeriscape</b>		<b>Fragrant</b>
	<b>Low Water</b>		<b>Deer Resistant</b>
	<b>Moist/Well Drained</b>		<b>Attracts Butterflies</b>







**Mother Nature did not intend for plants to travel (note the lack of wheels). When transporting, please be kind and offer them all the protection they need!**

# DECIDUOUS SHRUBS

## *Acer ginnala 'Bailey Compact'*

### Dwarf Amur Maple







A more finely branched form of Amur maple. Fall color is more consistent than with others of the same species.

Height: 8'-10'      Foliage: Green             
 Spread: 8'-10'      Shape: Irregular  
 Fall color: Brilliant Red      Elevation: 8,500'

## *Acer ginnala 'Flame'*

### Amur Flame Maple




A large shrub or small tree. Bright green leaves turn fiery red in the fall. Produces winged red seeds in the late summer.

Height: 15'-20'      Foliage: Green             
 Spread: 15'-20'      Shape: Round  
 Fall color: Red/Orange      Elevation: 8,500'

## *Alnus tenuifolia*

### Thinleaf Alder






An upright oval, small tree or large shrub. Bright green leaves turn yellow in the fall. Female catkins resemble miniature pine cones.

Height: 15'-20'      Foliage: Green          
 Spread: 15'-20'      Shape: Oval  
 Fall Color: Yellow      Elevation: 10,000'

## *Amelanchier alnifolia*

### Saskatoon Serviceberry

Clusters of fragrant white flowers appear as the foliage develops. Birds are attracted to the purplish-black fruit in midsummer.

Height: 6'-12'      Foliage: Green            
 Spread: 6'-12'      Shape: Vase  
 Fall Color: Yellow/Red      Elevation: 10,000'

## *Amelanchier alnifolia 'Obelisk'* Standing Ovation Serviceberry





A small tree or large shrub. Upright, perfectly oval form makes a great hedge. White flowers in spring. Attracts birds.

Height: 12'-15'      Foliage: Dark Green           
 Spread: 3'-4'      Shape: Upright  
 Fall color: Red Orange      Elevation: 9,000'

## *Amelanchier alnifolia 'Regent'*

### Regent Serviceberry

In spring, large fragrant white flowers appear before leaves. Red to black fruit is good for jelly. Excellent fall color.

Height: 4'-6'      Foliage: Green           
 Spread: 4'-6'      Shape: Vase  
 Fall color: Yellow/Red      Elevation: 7,000'

## DECIDUOUS SHRUBS

### *Amelanchier canadensis*

### Shadblow Serviceberry

A large shrub or small tree. Fragrant white flowers appear in spring before foliage. Great fall color.

Height: 12'- 15'      Foliage: Green

Spread: 8'- 10'      Shape: Upright

Fall color: Yellow/Red      Elevation: 8,500'



### *Amorpha canescens*

### Leadplant

Gray-green foliage and purple flowers on this open airy plant make it great for naturalization projects.

Height: 2'- 4'      Foliage: Gray Green

Spread: 2'- 4'      Shape: Open

Fall color: N/A      Elevation: 8,000'



### *Aronia arbutifolia* 'Brilliantissima'

### Brilliant Red Chokeberry

A thick, upright shrub with white flowers appearing in the spring and bright red fruit in late summer and fall. Suckers.

Height: 5'- 8'      Foliage: Green

Spread: 4'- 6'      Shape: Upright

Fall color: Red      Elevation: 7,500'



### *Aronia melanocarpa elata*

### Black Chokeberry

Dense, upright clump forming shrub. Shiny green summer leaves turn wine red in the fall. Black fruit in fall and winter. Suckers.

Height: 5'- 8'      Foliage: Green

Spread: 4'- 6'      Shape: Upright

Fall color: Wine Red      Elevation: 8,500'



### *A. melanocarpa* 'Autumn Magic'

### Autumn Magic Chokeberry

An upright chokeberry. With green summer leaves that turn wine red in the fall. Persistent black fruit in fall and winter. Suckers.

Height: 4'- 6'      Foliage: Green

Spread: 4'- 6'      Shape: Upright

Fall color: Wine Red      Elevation: 8,500'



### *Aronia melanocarpa* 'Morton'

### Iroquois Beauty Chokeberry

A compact chokeberry variety with three seasons of interest. White spring flowers are followed by black berries. Attracts birds.

Height: 3'- 4'      Foliage: Glossy Green

Spread: 4'- 5'      Shape: Irregular

Fall color: Red      Elevation: 8,000'



### *Artemisia filifolia*

### Sand Sagebrush

A great xeric plant. Open lacy habit, the grayish-green leaves appear almost hair-like. Dried seed heads persist throughout winter.

Height: 3'- 4'      Foliage: Blue-Gray

Spread: 3'- 4'      Shape: Round

Fall color: N/A      Elevation: 8,500'





## DECIDUOUS SHRUBS

### *Artemisia tridentata*

### Tall Western Sagebrush

A great xeric plant that is native to northern and western Colorado. Blue/gray foliage is semi-evergreen. Bark exfoliates with age.

Height: 3' - 12'

Foliage: Blue-Gray

Spread: 3' - 6'

Shape: Round

Fall color: N/A

Elevation: 10,000'



### *Atriplex canescens*

### Four Wing Saltbush

A great native xeric plant. It has dark gray-green foliage and four-winged fruit that may take on a rose tint in the fall. This plant is very tolerant of poor soils and is useful for soil stabilization.

Height: 3' - 12'

Foliage: Blue-Gray

Spread: 3' - 6'

Shape: Round

Fall color: N/A

Elevation: 10,000'



### *Azalea*

### Azalea/Rhododendron

Azaleas are listed under Rhododendron in Broadleaf Evergreens.

### *Berberis*

### Barberry

Except for the columnar varieties, shrubs are round and withstand elevation to 7,500'.

Best foliage color in full sun.



### GREEN BARBERRY

### *Berberis x tara* 'Emer. Car'

### Emerald Carousel Barberry

A slow grower.

Height: 3' - 5'

Foliage: Green

Spread: 3' - 5'

Fall color: Scarlet

### *Berberis x mentorensis*

### Mentor Barberry

Leaves hold on in the fall.

Height: 5' - 7'

Foliage: Green

Spread: 5' - 7'

Fall color: Yellow, Orange, and Red

### *Berberis thunbergii* 'Kobold'

### Kobold Barberry

Height: 1.5' - 3'

Foliage: Dark Green

Spread: 1' - 3'

Fall color: Pale Yellow

### *Berberis thunbergii* 'Anderson'

### Luster Green Barberry

Bright red berries persist into winter.

Height: 2' - 3'

Foliage: Glossy Green

Spread: 2' - 3'

Fall color: Orange-Red

## DECIDUOUS SHRUBS

### RED BARBERRY

***Berberis thunbergii* 'Atropurpurea' Redleaf Barberry**

Height: 3'- 5'      Foliage: Burgundy  
Spread: 3'- 5'      Fall color: Same

***Berberis thunbergii* 'Bagatell' Bagatell Barberry**

Very similar to Crimson Pygmy. Slower growing and more compact.

Height: 1'              Foliage: Burgundy  
Spread: 2'              Fall color: Same

***Berberis thunbergii* 'Concorde' Concorde Barberry**

A dwarf variety with deep maroon-purple foliage.  
Small yellow flowers followed by red berries

Height: 18"-24"      Foliage: Maroon-purple  
Spread: 18"-24"      Fall color: Same

***Berberis thun. atrop.* 'Rose Glow' Rose Glow Barberry**

Leaves are accented by lighter pink mottling on new growth. Persistent red fruit.

Height: 3'- 5'      Foliage: Burgundy  
Spread: 3'- 5'      Fall color: Same

***Berb. thun.* 'Gentry' P.P.# 9461 ' Royal Burgundy Barberry**

Slightly smaller and richer color than Crimson Pygmy.

Height: 2' - 3'      Foliage: Deep Red  
Spread: 2' - 3'      Fall color: Reddish Black

***Berberis t. atrop.* 'Crimson Pygmy' Crimson Pygmy Barberry**

Height: 2' - 3'      Foliage: Deep Red  
Spread: 2' - 3'      Fall color: Same

### YELLOW BARBERRY

***Berberis thunbergii* 'Bogozam' Bonanza Gold Barberry**

Height: 1.5'- 2'      Foliage: Yellow  
Spread: 2'- 3'      Fall color: Orange

***Berberis thunbergii* 'Monlers' Golden Nugget Barberry**

Height: 1'              Foliage: Yellow  
Spread: 1.5'              Fall color: Same

***Berberis thunbergii* 'Sunsation' Sunsation Barberry**

A compact variety with yellow to golden foliage.

Height: 3' - 4'      Foliage: Golden Yellow  
Spread: 3' - 4'      Fall color: Same

***Berberis thunbergii* 'Tiny Gold' Tiny Gold Barberry**

A dwarf, round variety with bright sunshine yellow foliage.

Height: 15"- 18"      Foliage: BrightYellow  
Spread: 15"- 18"      Fall color: Same

**COLUMNAR BARBERRY**

Multi-stemmed deciduous shrub with a narrowly upright and columnar growth habit.

Height: 4'- 5'      Spread: 2'      Elevation: Unknown

**Berberis t. atrop. 'Helmond Pillar'      Helmond Pillar Barberry**

Burgundy-purple foliage emerges deep red.

Foliage: Burgundy      Fall color: Same

**Berberis t. atrop. 'Maria'      Sunjoy® Golden Pillar Barberry**

Bright golden foliage with red new growth.

Foliage: Burgundy      Fall color: Same

**Berberis t. atrop. 'Orange Rocket'      Orange Rocket Barberry**

Vibrant coral-orange new foliage ages to mid-green, then turns ruby red in autumn.

Foliage: Orange      Fall color: Ruby Red







**Berberis t. atrop. 'Golden Rocket'      Golden Rocket Barberry**

A narrow, upright growing, deciduous shrub with showy, bright yellow foliage.

Foliage: Yellow      Fall color: Same

**Buddleia alternifolia      Silver Fountain Butterfly Bush**

Arching branches with silver/green leaves give this shrub a fountain like appearance. Spikes of lavender flowers in late summer.

Height: 10'- 15'      Foliage: Silver/Green             
 Spread: 8'- 12'      Shape: Fountain  
 Fall color: N/A      Elevation: 7,000'

**Buddleia davidii cvs.      Butterfly Bush**

Long gray green leaves and tall upright stems form a fountain like shrub with flowers all summer long. Withstands elevations up to 7,000'. No appreciable fall color.

**Large Variety Flower Color**

Black Knight (8' x 6')	Dark Purple
Burgundy (8' x 8')	Magenta
Empire Blue (8' x 6')	Blue
Pink Charm (8' x 7')	Pink, Orange Eye
Royal Red (8' x 8')	Red
White Bouquet (9' x 6')	White

# DECIDUOUS SHRUBS

## Buddleia davidii cvs.

(Continued)

<u>Medium Variety</u>	<u>Flower Color</u>
Bicolor (6'x 5')	Peach & Pink
Buzz Magenta (4'x 4')	Red & Pink
Harlequin (5'x 4')	Red Purple
Miss Molly (4' x 4')	Pink
Miss Ruby (4' x 4')	Red
Nanho Alba (5'x 5')	White
Nanho Blue (5'x 5')	Blue
Nanho Purple (5'x 5')	Magenta
Peach ( 5'x 5')	Peach
Petite Plum (5'x 5')	Purple
Pink Delight (6'x 5')	Shocking Pink
Purple Splendor (5'x 5')	Purple
White (6'x 6')	White

<u>Small Variety</u>	<u>Flower Color</u>
Blue Chip (2'x 2')	Blue, Purple
Buzz Sky Blue (4'x 4')	Sky Blue
Buzz Ivory (4'x 4')	White
Buzz Lavender (4'x 4')	Lavender
Buzz Purple (4'x 4')	Purple
Ellen's Blue (4'x 4')	Deep Blue, Orange Eye
Flutterby Blueberry (3'x 3')	Blue/Orange Eye
Flutterby Lavender (3'x 3')	Lavender
Flutterby Peach (3'x 3')	Pink, Orange
Flutterby Pink (3'x 3')	Rose Pink
Flutterby Snow (3'x 3')	White
Flutterby Tutti Frutti (3'x 3')	Bright Pink
Purple Haze (3'x 3')	Purple Blue

## Caragana arborescens

### Siberian Peashrub

Upright branches with spines and light green, rounded leaflets. Vibrant yellow pea-like flowers appear during late spring. Xeric.

Height: 10' - 15' Foliage: Green

Spread: 8' - 12' Shape: Upright Oval

Fall color: Yellow

Elevation: 10,000'



## Caragana frutex 'Globosa'

### Globe Peashrub

Small, slow-growing compact shrub. Good for both hedge and specimen plants. Drought tolerant.

Height: 2' - 3' Foliage: Dark Green

Spread: 2' - 3' Shape: Compact Globe

Fall color: N/A

Elevation: 8,500'



## Caragana pygmaea

### Pygmy Peashrub

Sparse, tiny green leaves give this shrub an open look. Small, pea-like yellow flowers in late spring. Xeric.

Height: 3' - 4' Foliage: Green

Spread: 4' - 5' Shape: Compact Globe

Fall color: N/A

Elevation: 8,500'










## DECIDUOUS SHRUBS

### *Caryopteris x clandonensis*

### Spirea




Clusters of blue flowers on narrow, grayish-green foliage in mid to late summer.

Height: 3' - 4'    Foliage: Gray-Green            
 Spread: 2' - 3'    Shape: Rounded  
 Fall color: N/A    Elevation: 8,500'

<u>Variety</u>	<u>Flower Color</u>
Blue Mist	Bright Blue
Dark Knight (compact)	Dark Blue
Grand Bleu	Deep Blue
Lil Miss Sunshine (yellow foliage)	Bright Blue
Petite Blue (more compact)	Bright Blue




### *Cercocarpus intricatus*      Little Leaf Mountain Mahogany

Compact, semi-evergreen to evergreen shrub. Very slow growing. Small yellow flowers in spring. Xeric.

Height: 3' - 5'    Foliage: Dark Green        
 Spread: 3' - 5'    Shape: Round  
 Fall color: N/A    Elevation: 8,500'



### *Cercocarpus ledifolius*      Curleaf Mountain Mahogany

A very drought-tolerant small tree or large shrub. Leaves curl inward in extreme drought. Small, creamy yellow flowers in spring.

Height: 10' - 25'    Foliage: Dark Green        
 Spread: 10' - 25'    Shape: Round  
 Fall color: Evergreen    Elevation: 9,000'

### *Cercocarpus montanus*      Mountain Mahogany

A very drought tolerant shrub. Small, creamy yellow flowers in spring followed by corkscrew-shaped seed heads.

Height: 4' - 6'    Foliage: Dark Green        
 Spread: 4' - 6'    Shape: Rounded  
 Fall color: N/A    Elevation: 10,000'







### *C. Spec. "Scarlet Storm" Double Take™ 'Scarlet Storm' Quince*

A mounded shrub with large dark red, double flowers. The Double Take quinces are thornless and deer-resistant, they do not produce fruit, and once established, are drought-tolerant.

Height: 3' - 4'    Foliage: Green           
 Spread: 3' - 4'    Shape: Mounded  
 Fall color: N/A    Elevation: Unknown

### *C. japonica 'Texas Scarlet'*      Texas Scarlet Flowering Quince

Beautiful spreading shrub. Very attractive during spring with its bright red flowers. Nearly thornless.

Height: 2' - 3'    Foliage: Green           
 Spread: 4' - 6'    Shape: Irregular  
 Fall color: N/A    Elevation: 6,500'

## DECIDUOUS SHRUBS

### *Chamaebatiaria millefolium*

### Fernbush

Fern-like leaves appear in the late winter and remain until fall. Mid to late spring brings white flowers. Aromatic, semi-evergreen.

Height: 3' - 5'      Foliage: Gray-Green

Spread: 3' - 6'      Shape: Irregular

Fall color: Evergreen

Elevation: 7,500'



### *Chrysothamnus nauseosus*

### Rabbitbrush

A rounded shrub that produces golden flowers in mid to late summer. Xeric, it is good up to 8,500'. No fall color.



### *Chrysothamnus nauseosus albicaulis*

### Tall Blue Rabbitbrush

Distinctive bluish gray wiry leaves on whitish stems.

Height: 4' - 6'      Spread: 4' - 6'

### *Chrysothamnus nauseosus graveolens*

### Tall Green Rabbitbrush

Interesting deep-green twisted leaves on green stems.

Height: 4' - 6'      Spread: 4' - 6'

### *Chrysothamnus nauseosus nauseosus*

### Dwarf Blue Rabbitbrush

Like tall blue rabbitbrush, only more compact form.







Height: 1' - 3'      Spread: 1' - 3'



## DECIDUOUS SHRUBS







### *Cornus alba 'Argenteo-Marginata'* **Variegated Dogwood**

Beautiful green and cream variegated leaves on red branches give year-round interest. White spring flowers, late summer fruit.

Height: 6'-8'      Foliage: Cream/Green             
Spread: 5'-8'      Shape: Upright  
Fall color: Red      Elevation: 7,000'

### *Cornus alba 'Bailhala'* **Ivory Halo Dogwood**

A finer textured, more dense, variegated dogwood. Green leaves with white margins on bright red winter twigs.

Height: 5'-6'      Foliage: Cream/Green             
Spread: 5'-6'      Shape: Round  
Fall color: Red      Elevation: 7,000'








### *Cornus sericea 'Bailey'* **Bailey Redtwig Dogwood**

Large green leaves with pointed tips on bright red winter twigs. White spring flowers and summer berries.

Height: 6'-10'      Foliage: Green               
Spread: 6'-10'      Shape: Upright  
Fall color: Maroon      Elevation: 9,000'








### *Cornus sericea 'Cardinal'* **Cardinal Dogwood**

A variety with showier red winter twigs. Makes a great contrast plant in the winter landscape.

Height: 8'-10'      Foliage: Green              
Spread: 8'-10'      Shape: Upright  
Fall color: Red      Elevation: 7,500'

### *Cornus sericea 'Flaviramea'* **Yellow Twig Dogwood**

Fast growing, rounded shrub valued for its yellow winter twigs. Small white spring flowers followed by white fruit.

Height: 6'-8'      Foliage: Green              
Spread: 8'-10'      Shape: Round  
Fall color: Red-Purple      Elevation: 7,500'






### *Cornus sericea 'Isanti'* **Isanti Dogwood**

Very similar to redbtwig dogwood but is smaller and more dense. Red fall color.

Height: 4'-5'      Foliage: Green               
Spread: 4'-6'      Shape: Upright  
Fall color: Red      Elevation: 8,500'

### *Cornus sericea 'Kelsey'* **Kelsey Dogwood**

A small rounded dogwood with green leaves and white spring flowers. Showy red branches in winter.

Height: 2'-3'      Foliage: Green            
Spread: 2'-3'      Shape: Round  
Fall color: Insignificant      Elevation: 6,500'

## DECIDUOUS SHRUBS

### *Cornus stolonifera* 'Farrow' Arctic Fire™ Red Twig Dogwood

Unlike most *Cornus*, this compact selection of Red Twig Dogwood grows to only half the height. It has dark red stems that provide a spectacular show in the winter sunlight.

Height: 3'- 5'      Foliage: Green  
Spread: 3'- 5'      Shape: Upright  
Fall color: Red      Elevation: 7,000'



### *Corylus avellana* Contorted Filbert

Also known as Harry Lauder's Walking Stick. This large shrub's twisted and gnarled branch structure provides year-round interest.

Height: 8'- 10'      Foliage: Green  
Spread: 6'- 8'      Shape: Upright  
Fall color: N/A      Elevation: 8,000'



### *Cotinus coggygia* 'Ancot' Golden Spirit Smokebush

An upright spreading shrub with golden foliage. Has whitish-pink flowers mid-summer that appear smoky from a distance.

Height: 8'- 10'      Foliage: Golden  
Spread: 8'- 10'      Shape: Upright  
Fall color: Coral to Orange      Elevation: Unknown



### *Cotinus coggygia* 'Royal Purple' Royal Purple Smokebush

An upright spreading shrub with purple foliage. Has beige/mauve flowers mid-summer that appear smoky from a distance.

Height: 8'- 10'      Foliage: Purple  
Spread: 8'- 10'      Shape: Upright  
Fall color: N/A      Elevation: 6,000'



### *Cotoneaster lucidus* Peking/Hedge Cotoneaster

Small dark green leaves with light undersides on upright stems form a dense oval shrub. White flowers/black fruit.

Height: 6'- 12'      Foliage: Green  
Spread: 6'- 8'      Shape: Oval  
Fall color: Orange-Red      Elevation: 10,000'



Additional varieties of Cotoneasters are listed in Broadleaf Evergreens.

### *Cowania mexicana* Mexican Cliffrose

A native evergreen shrub useful in xeriscaped areas. Produces pleasantly fragrant, white to yellow flowers in early spring.

Height: 3'- 6'      Foliage: Green  
Spread: 3'- 6'      Shape: Upright  
Fall color: N/A      Elevation: 7,000'





## *Cytissus*

## Broom

Spring blooming shrub with slender green stems. The tiny green leaves are inconspicuous.



## *Cytissus x praecox* 'Allgold'

## Allgold Broom

A dense upright mounding shrub with an abundance of deep yellow flowers in late spring.

Height: 5'-6'      Bloom: Deep Yellow  
Spread: 5'-6'      Elevation: 6,000'

## *Cytissus purgans* 'Spanish Gold'

## Spanish Gold Broom

Hardest of the brooms. Has a spectacular spring flowering period. Golden blooms and green leaves on green branches.

Height: 2'-4'      Bloom: Golden Yellow  
Spread: 4'-6'      Elevation: 8,000'

## *Cytissus scoparius* 'Moonlight'

## Moonlight Broom

An upright shrub with nodding branches and a plethora of light yellow late spring flowers.

Height: 4'-6'      Bloom: Pale Yellow  
Spread: 4'-6'      Elevation: 7,500'

## *Daphne x burkwoodii* 'Carol Mackie'

## Carol Mackie Daphne

A dense rounded shrub with variegated leaves. Semi-evergreen, it has fragrant pink flowers in the spring. Plant Select.

Height: 3'-5'      Foliage: Green/White  
Spread: 3'-5'      Shape: Round  
Fall color: Evergreen      Elevation: 7,000'



## *Daphne transatlantica* 'BLAFRA'

## Eternal Fragrance Daphne

A small, rounded shrub with semi-evergreen foliage. Intensely fragrant pinkish-white flowers in spring.

Height: 2'-3'      Foliage: Dark Green  
Spread: 2'-3'      Shape: Round  
Fall color: Evergreen



## *Diervilla lonicera*

## Northern Bush Honeysuckle

A low, mounded plant with bronze-green foliage. Yellow flowers are borne in summer. Tolerates dry, sandy soil, once established.

Height: 3'-4'      Foliage: Green  
Spread: 3'-4'      Shape: Mound  
Fall color: Red Purple      Elevation: 7,500'



## *Diervilla sessilifolia* 'Cool Splash'

## Cool Splash Honeysuckle

A dwarf variegated diervilla. Yellow, trumpet shaped flowers in summer. May sucker over time.

Height: 2'-4'      Foliage: Green/White  
Spread: 2'-4'      Shape: Mound  
Fall color: N/A      Elevation: 5,500'



## DECIDUOUS SHRUBS

### *Ephedra equisetina*

### Bluestem Joint Fir

Upright evergreen blue stems and its skeletal appearance gives this shrub interest. Bright red berries add to the attraction. Plant Select.

Height: 3'- 6'      Foliage: Blue Green  
Spread: 3'- 6'      Shape: Upright  
Fall color: N/A      Elevation: 7,000'



### *Ephedra viridis*

### Mormon Tea

Upright yellowish to green stems and its skeletal appearance gives this shrub interest.

Height: 2'- 4'      Foliage: Yellow Green  
Spread: 2'- 3'      Shape: Upright  
Fall color: N/A      Elevation: 9,000'



### *Euonymus alatus*

### Burning Bush

A rounded shrub with wings! Corky wings along the branches provide interest. Fiery fall color is spectacular.

Height: 10'- 12'      Foliage: Green  
Spread: 8'- 12'      Shape: Round  
Fall color: Red      Elevation: 7,500'



### *Euonymus alatus 'Compactus'*

### Compact Burning Bush

This shrub is glorious in the fall when its leaves turn red and flame in the sun. Can be sheared for hedges.

Height: 5'- 6'      Foliage: Green  
Spread: 5'- 6'      Shape: Round  
Fall color: Red      Elevation: 7,500'



### Also Available in Tree Form

### *Euonymus alatus 'Rudy Haag'*

### Rudy Haag Burning Bush

Smaller than the regular compact burning bush, this shrub provides consistent pink-red colored leaves in the fall.

Height: 4'- 5'      Foliage: Green  
Spread: 4'- 5'      Shape: Round  
Fall color: Pink Red      Elevation: 7,500'



Additional varieties of *Euonymus* are listed in Broadleaf Evergreens.

### *Fallugia paradoxa*

### Apache Plume

Whitish stems covered with feathery leaves. Has single white early summer flowers. Pinkish, feathery seed heads all summer.

Height: 3'- 6'      Foliage: Light Green  
Spread: 3'- 6'      Shape: Irregular  
Fall color: N/A      Elevation: 8,500'



## DECIDUOUS SHRUBS

### *Forestiera neomexicana* **New Mexico Privet**

Small grayish-green leaves on arching branches create a large rounded shrub. Female plants get black berries in fall.

Height: 8' - 12'      Foliage: Grayish Green  
Spread: 6' - 8'      Shape: Upright  
Fall color: Yellow      Elevation: 7,500'



### *Forsythia* **Forsythia**

Produces yellow flowers early spring before the green foliage appears.



### *Forsythia 'Arnold Dwarf'* **Arnold Dwarf Forsythia**

Height: 2' - 3'      Fall color: Yellow  
Spread: 3' - 6'      Shape: Mound      Elevation: 8,000'

### *Forsythia x. 'Courtasol'* **Gold Tide Dwarf Forsythia**

A dwarf forsythia cultivar noted for its compact-spreading shape. Lemon-yellow flowers. Do not let plant dry out.

Height: 1' - 3'      Fall color: N/A  
Spread: 3' - 6'      Shape: Mound      Elevation: 6,000'

### *Forsythia x intermedia 'Spring Glory'* **Spring Glory Forsythia**

Height: 6' - 8'      Fall color: Bronze  
Spread: 6' - 8'      Shape: Round      Elevation: 8,000'

### *Forsythia x. 'Lynwood'* **Lynwood Gold Forsythia**

Old-fashioned favorite.

Height: 6' - 8'      Fall color: Purple  
Spread: 8' - 10'      Shape: Arching      Elevation: 6,500'

### *Forsythia x. 'Meadowlark'* **Meadowlark Forsythia**

Height: 6' - 10'      Fall color: N/A  
Spread: 6' - 10'      Shape: Arching      Elevation: 7,500'

### *Forsythia viridissima 'Bronxensis'* **Dwarf Forsythia**

Height: 2' - 3'      Fall color: Bronze  
Spread: 2' - 3'      Shape: Compact, Low      Elevation: 7,500'

### *Forsythia viridissima koreana 'Kumson'* **Kumson Forsythia**

A forsythia with year round interest. Yellow flowers in early spring. Dark green leaves have a silver venation. Arching, winter branches are deep purple.

Height: 6'      Fall color: N/A  
Spread: 5'      Shape: Arching

## DECIDUOUS SHRUBS

### *Genista Lydia*

### Lydia Woadwaxen/Lydia broom

Slender arching, green branches. Semi-evergreen gray-green leaves. Bright yellow pea-like flowers in late spring. Needs protection.

Height: 1' - 2'

Foliage: Grey-green



Spread: 2' - 3'

Shape: Arching

Fall color: N/A

Elevation: 5,500'

### *Hibiscus syriacus*

### Hibiscus/Althea

A large flowering shrub with great big, beautiful, tropical-like flowers appearing mid to late summer.

Height: 8' - 10'

Foliage: Green



Spread: 6' - 8'

Shape: Upright

Fall color: Yellow

Elevation: 6,000'

### **Some Varieties Available in Tree Form. Call for Availability.**

<u>Variety</u>	<u>Flower Color</u>
Aphrodite	Single Pink/Dark Eye
Ardens	Double Blue
Bali	Semi-Double White/Maroon Eye
Blue Bird	Single Blue/Red Eye
Blushing Bride	Double Pale Pink
Collie Mullins	Double Rosy Pink
Diana	Single Solid White
Fiji™ 'Minspot'	Semi-Double Pale- Pink/Red Eye
Helene	Single White/Red Eye
Hollandia	Single Lavender/Red Eye
Lavender Chiffon	Single Lavender
Lil' Kim *	Single White/Red Eye
Lucy	Double Red
Minerva	Single Lavender/Dark Eye
Red Heart	Single White/Red Eye
Satin Rose	Single Bright Pink
Tahiti	Semi-Double Dark-Pink/Red Eye
Tosca	Single Lavender/Red Eye
White Chiffon	Single White






- Lil' Kim is a dwarf variety at 3- 4' tall and wide.

	<b>Full Sun</b>		<b>Takes Wet Areas</b>
	<b>Part Shade</b>		<b>High Elevation</b>
	<b>Shade</b>		<b>Attracts Birds</b>
	<b>Xeriscape</b>		<b>Fragrant</b>
	<b>Low Water</b>		<b>Deer Resistant</b>
	<b>Moist/Well Drained</b>		<b>Attracts Butterflies</b>





## DECIDUOUS SHRUBS

### *Holodiscus dumosus* **Rock Spirea**

A native upright shrub. Arching slender branches support pyramidal sprays of white to pink flower clusters that dry to a russet color.

Height: 3'-4'      Foliage: Green            
 Spread: 3'-4'      Shape: Upright  
 Fall color: Bronze Red      Elevation: 10,000'

### *Hydrangea* **Hydrangea**

A rounded shrub with green leaves that can be found up to 6,000'. The Oakleaf species are the only type with fall color.    

### *Hydrangea quercifolia* **Oak Leaf Hydrangea**

All Oakleaf hydrangea blooms open white and many turn pink as they age. Its large leaves are shaped much like those of a red oak and turn bronze, crimson or purple in fall.

<u>Variety</u>	<u>Flower Color</u>
Oakleaf (6-8' x 6-8')	White
Pee Wee Oakleaf (3-4' x 3')	White

### *Hydrangea paniculata* **Paniculata Hydrangea**

The blooms start out white and often turn pink as they age.

<u>Variety</u>	<u>Flower Color</u>
Bobo (3' x 3-4')	White to Pink
Bombshell (3' x 3')	White to Pink
Fire & Ice (3-5' x 3-5')	White to Red
Little Lime (3-5' x 3-5')	White to Pink
Limelight (6-8' x 6-8')	Green to Pink
Pee Gee (Grandiflora) (6-8' x 6-8')	White to Pink
Pink Diamond (8-15' x 8-15')	White to Pink
Pinky Winky (6-8' x 6-8')	White to Pink
Quick Fire (6-8' x 6-8')	White to Pink
Vanilla Strawberry (6-7' x 4-5')	Red to Vanilla

### *Hydrangea macrophylla* **Mophead Hydrangea**

This is the ONLY species with colored blooms when they are freshly open. Blue, pink and purple blooms are the most common colors.

<u>Variety</u>	<u>Flower Color</u>
Bloomstruck (3-4' x 3-5')	Pink or Purple
Endless Summer (3-5' x 3-5')	Pink or Blue
Nikko Blue (4-5' x 4-5')	Blue or Pink (alkaline soil)

### *Hydrangea arborescens* **Arborescens Hydrangea**

'Annabelle' is the best known variety in this species. These huge blooms are usually very large, and made up of tiny individual blossoms. They are notorious for falling over in wind and rain storms.

<u>Variety</u>	<u>Flower Color</u>
Annabell (4-5' x 3-5')	White
Bella Anna (3' x 3')	Magenta Pink
Incrediball (4' x 4-5')	White
Invincibelle (3'-4' x 3'-4')	Pink

**Some Hydrangea Varieties Available in Tree Form.  
Call for Availability.**

## DECIDUOUS SHRUBS

### *Hypericum frondosum* 'Sunburst' Sunburst St. John's Wort

Mounding shrub with spectacular yellow flowers. Blue green foliage. Use in masses for a great effect. Prune in spring.

Height: 3'      Foliage: Blue Green  
Spread: 3'      Shape: Mound  
Fall color: N/A      Elevation: 6,000'



### *Hypericum patulum* 'Hidcote' Hidcote St. John's Wort

A more compact form of St. John's wort. Has lovely yellow flowers. A good plant for borders.

Height: 2'      Foliage: Blue Green  
Spread: 3'      Shape: Mound  
Fall color: N/A      Elevation: 7,000'



### *Itea virginica* 'Sprich' Little Henry® Dwarf Virginia Sweetspire

This compact Sweetspire starts out the summer with a beautiful display of fragrant white flowers that blanket the shrub.

Height: 2'-3'      Foliage: Green  
Spread: 2'-3'      Shape: Mounded  
Fall color: Bright Red      Elevation: Unknown



### *Jamesia Americana* Waxflower

Fragrant, showy clusters of waxy, white flowers in late spring. Textured, green foliage. Peeling, reddish-brown bark. Plant select.

Height: 4'-6'      Foliage: Green  
Spread: 4'-6'      Shape: Upright  
Fall color: Orange to pink      Elevation: 10,000'



### *Kolkwitzia amabilis* Beauty Bush

A dense broadly rounded shrub with dark green leaves. Has dainty bell shaped pink flowers in late spring.

Height: 8'-10'      Foliage: Dark Green  
Spread: 8'-10'      Shape: Round  
Fall color: Yellow      Elevation: 7,500'



### *Ligustrum x vicaryi* Golden Vicary Privet

A dense rounded vase-shaped shrub with vibrant golden-yellow leaves when planted in full sun. Creamy white flowers with unusual fragrance.

Height: 6'-8'      Foliage: Golden Yellow  
Spread: 6'-8'      Shape: Vase  
Fall color: N/A      Elevation: 6,000'



## DECIDUOUS SHRUBS

### *Ligustrum vulgare* 'Cheyenne'

### Cheyenne Privet





A dense upright shrub with small dark green leaves. Most commonly used for hedges. Small white flowers/black fruit.

Height: 6'- 8'      Foliage: Dark Green            
 Spread: 4'- 6'      Shape: Upright  
 Fall color: N/A      Elevation: 7,500'

### *Ligustrum vulgare* 'Lodense'

### Lodense Privet

A dense more compact privet with a compact irregularly rounded habit. Late spring flowers/black fruit.

Height: 2'- 3'      Foliage: Dark Green           
 Spread: 3'- 4'      Shape: Round  
 Fall color: N/A      Elevation: 7,000'

### *Lonicera tatarica* 'Arnold's Red'

### Arnold's Red Honeysuckle







A broad rounded shrub with arching branches and fragrant reddish-pink spring flowers. End of summer berries are red.

Height: 6'- 12'      Foliage: Green               
 Spread: 6'- 12'      Shape: Round  
 Fall color: N/A      Elevation: 10,000'

### *L. xylosteoides* 'Emerald Mound'

### Emerald Mound Honeysuckle






A compact mounding shrub, with sparse spring blooms of pale yellow/white flowers. Mid summer brings red berries.

Height: 2'- 3'      Foliage: Gray Green             
 Spread: 4'- 6'      Shape: Round  
 Fall color: N/A      Elevation: 7,500'

### *Lonicera xylosteoides* 'Miniglobe'

### Miniglobe Honeysuckle








Similar in appearance to Emerald Mound, but more compact and dense. Flowers and fruits are inconspicuous.

Height: 3'      Foliage: Green            
 Spread: 4'      Shape: Round  
 Fall color: N/A      Elevation: 7,500'

### *Lonicera involucrata*

### Twinberry Honeysuckle








In late spring yellow flowers give way to black berries.

Height: 3'- 6'      Foliage: Green              
 Spread: 3'- 6'      Shape: Round  
 Fall color: N/A      Elevation: 11,000'

### *Perovskia atriplicifolia*

### Russian Sage

Gray aromatic foliage and lavender blue flowers make this shrub a stand out in late summer. Cut close to ground in spring.

Height: 3'- 4'      Foliage: Gray Green              
 Spread: 3'- 4'      Shape: Round  
 Fall color: N/A      Elevation: 8,500'

## DECIDUOUS SHRUBS

### *P. atriplicifolia* 'Little Spire' **Little Spire Russian Sage**

A dwarf variety of Russian sage selected for its upright habit. Has long lasting blue flowers and aromatic foliage.

Height: 2'      Foliage: Gray Green  
Spread: 2'      Shape: Upright  
Fall color: N/A      Elevation: Unknown



### *Philadelphus* **Mockorange**

Citrus-scented, white blooms appear on this shrub in June. Deep green leaves do not show any fall color. Use in mixed plantings. It is most attractive during bloom.



### *Philadelphus lewisii* Cheyenne® **Cheyenne® Mockorange**

Height: 5'-6'      Bloom: White, two inch, fragrant flowers. Xeric.  
Spread: 4'-5'      Shape: Vase      Elevation: 8,000'

### *Philadelphus lewisii* 'Blizzard' **Blizzard Mockorange**

Height: 4'-5'      Bloom: Profuse, large white, fragrant flowers  
Spread: 3'-4'      Shape: Vase      Elevation: 8,000'

### *Philadelphus* x 'Snowbelle' **Snowbelle Mockorange**

Height: 3'-4'      Bloom: Double, white, fragrant flowers  
Spread: 3'-4'      Shape: Round      Elevation: 8,000'

### *P. x virginalis* 'Buckley's Quill' **Buckley's Quill Mockorange**

Height: 4'-5'      Bloom: Double, white fragrant one-inch flowers  
Spread: 3'-4'      Shape: Upright      Elevation: 7,500'

### *P. x virginalis* 'Dwarf MN Snowflake' **Dwarf MN Snowflake**

Height: 3'-4'      Bloom: Double, white, fragrant flowers  
Spread: 2'-3'      Shape: Upright      Elevation: 7,500'

### *P. x virginalis* 'MN Snowflake' **MN Snowflake Mockorange**

Height: 6'-8'      Bloom: Double, white, two inch, fragrant flowers  
Spread: 5'-6'      Shape: Vase      Elevation: 7,500'

### *Philadelphus microphyllus* **Littleleaf Mockorange**

A fine-textured shrub with small silvery leaves. Xeric.

Height: 3'-4'      Bloom: Single, white, fragrant flowers  
Spread: 3'-4'      Shape: Round      Elevation: 9,000'

### *Physocarpus monogynus* **Mountain Ninebark**

Grows on shaded areas or facing north.

Height: 4'-5'      Foliage: Green  
Spread: 4'-5'      Elevation: 10,000'





## DECIDUOUS SHRUBS

### *Physocarpus opulifolius*

**Ninebark**

Rounded shrub with bark that exfoliates with age. Small white flowers produce reddish berries. Fall color varies from yellow to brown.



Some varieties are also available in tree form.

### *Physocarpus opulifolius* 'Center Glow' **Center Glow Ninebark**

Height: 6' - 8'      Foliage: Burgundy/Gold  
Spread: 6' - 8'      Elevation: 7,500'

### *Physocarpus opulifolius* **Common Ninebark**

Height: 5' - 8'      Foliage: Green  
Spread: 4' - 6'      Elevation: 7,500'

### *Physocarpus opulifolius* 'Coppertina' **Coppertina® Ninebark**

Height: 8' - 10'      Foliage: Copper to Deep Red  
Spread: 8' - 10'      Elevation: 7,500'

### *Physocarpus opulifolius* 'Dart's Gold' **Dart's Gold Ninebark**

Height: 3' - 5'      Foliage: Chartreuse  
Spread: 3' - 5'      Elevation: 7,500'

### *Physocarpus opulifolius* 'Diablo' **Diablo Ninebark**

Height: 6' - 8'      Foliage: Red Purple  
Spread: 6' - 8'      Elevation: 7,500'

### *Physocarpus opulifolius* 'Donna May' **Little Devil® Ninebark**

Height: 3' - 4'      Foliage: Deep Burgundy  
Spread: 3' - 4'      Elevation: 7,500'

### *Physocarpus opulifolius* 'Jefam' **Amber Jubilee™ Ninebark**

Height: 5' - 6'      Foliage: Orange Yellow  
Spread: 4' - 5'      Elevation: Unknown

### *Physocarpus opulifolius* 'Nanus' **Dwarf Green Ninebark**

Best ninebark for shade.

Height: 4' - 5'      Foliage: Dark Green  
Spread: 4' - 5'      Elevation: 9,000'

### *Physocarpus opulifolius* 'Nugget' **Nugget Ninebark**

Height: 5' - 6'      Foliage: Chartreuse  
Spread: 4' - 5'      Elevation: 7,500'

### *Physocarpus opulifolius* 'Seward' **Summer Wine® Ninebark**

A smaller version of Diablo.

Height: 4' - 5'      Foliage: Deep Red  
Spread: 4' - 5'      Elevation: 7,500'

### *Physocarpus opulifolius* 'SMPOTW' **Tiny Wine™ Ninebark**

Height: 3' - 4'      Foliage: Dark Bronze Maroon  
Spread: 3' - 4'      Elevation: Unknown

## DECIDUOUS SHRUBS

### Potentilla

### Potentilla

Most years these shrubs will bloom from early to late summer.



### Potentilla fruticosa 'Abbottswood'

### Abbottswood Potentilla

Height: 2'-3'      Foliage: Blue Green      Bloom: White  
Spread: 2'-3'      Shape: Round      Elevation: 8,500'

### Potentilla fruticosa 'Gold Drop'

### Gold Drop Potentilla

Height: 2'-3'      Foliage: Green      Bloom: Yellow  
Spread: 2'-3'      Shape: Irregular      Elevation: 10,000'

### Potentilla fruticosa 'Goldfinger'

### Goldfinger Potentilla

Height: 2'-3'      Foliage: Green      Bloom: Yellow  
Spread: 3'-4'      Shape: Round      Elevation: 9,000'

### Potentilla fruticosa 'Gold Star'

### Gold Star Potentilla

Height: 2'-3'      Foliage: Green      Bloom: Yellow  
Spread: 2'-3'      Shape: Round      Elevation: 9,000'

### Potentilla fruticosa 'Jackmanii'

### Jackman Potentilla

Height: 3'-4'      Foliage: Gray Green      Bloom: Bright Yellow  
Spread: 3'-4'      Shape: Upright      Elevation: 10,000'

### P. fruticosa 'Katherine Dykes'

### Katherine Dykes Potentilla

Height: 2'-3'      Foliage: Green      Bloom: Pale Yellow  
Spread: 3'-4'      Shape: Low      Elevation: 10,000'

### Potentilla fruticosa 'McKay's White'

### McKay's White Potentilla

Height: 2'-3'      Foliage: Green      Bloom: White  
Spread: 2'-3'      Shape: Round      Elevation: 10,000'

### Potentilla fruticosa 'Pink Beauty'

### Pink Beauty Potentilla

Height: 2'-3'      Foliage: Green      Bloom: Clear Pink  
Spread: 2'-3'      Shape: Round      Elevation: 10,000'

### Potentilla fruticosa 'Yellow Gem'





### Yellow Gem Potentilla

Height: 1'-2'      Foliage: Silver Green      Bloom: Yellow  
Spread: 3'-4'      Shape: Low      Elevation: 8,500'








**Prunus americana** **American Plum**

A broad, rounded upright shrub with single white flowers in small clusters. Small reddish plums with yellow flesh ripen from mid to late summer. Self fertile, suckers.

Height: 10' - 20'    Foliage: Green         
 Spread: 8' - 12'    Shape: Round  
 Fall color: Yellow    Elevation: 8,500'





**Prunus besseyi** **Western Sand Cherry**

A loosely rounded upright shrub with profuse late spring pure white flowers. Black fruit ripens in late summer.

Height: 4' - 6'    Foliage: Gray Green          
 Spread: 4' - 6'    Shape: Round  
 Fall color: Red    Elevation: 9,000'





**Prunus besseyi 'Pawnee Buttes'** **Creeping Sand Cherry**

A groundcover form of sand cherry with white flowers in April and black fruit in the fall.

Height: 15" - 18"    Foliage: Green         
 Spread: 4' - 6'    Shape: Wide Oval  
 Fall color: Red/Purple    Elevation: 9,000'

**Prunus x cistena** **Purple Leaf Plum**

An upright rounded shrub with purple foliage. Profuse pale pink to white flowers in early spring.

Height: 6' - 8'    Foliage: Purple         
 Spread: 4' - 6'    Shape: Upright  
 Fall color: N/A    Elevation: 8,500'

**Prunus x glandulosa** **Pink Flowering Almond**

An upright rounded shrub with light green foliage. Profuse double soft pink flowers in early spring before the foliage appears.

Height: 4' - 6'    Foliage: Green        
 Spread: 4' - 6'    Shape: Upright  
 Fall color: N/A    Elevation: 6,000'

**Prunus tomentosa** **Nanking Cherry**

An upright spreading shrub with dark green foliage. Profuse white flowers in early spring followed by small, edible red berries.

Height: 6' - 10'    Foliage: Green          
 Spread: 6' - 12'    Shape: Upright  
 Fall color: N/A    Elevation: 8,500'

## DECIDUOUS SHRUBS

### *Prunus virginiana melanocarpa* **Chokecherry (Native Green)**

An irregularly rounded shrub that forms dense colonies. Long clusters of small white flowers in spring and late summer fruit.

Height: 8'- 20' Foliage: Green

Spread: 8'- 12' Shape: Irregular

Fall color: Red/Yellow

Elevation: 10,000'



### *Prunus virginiana 'Shubert'* **Canada Red Chokecherry**

New growth is green, turning maroon-red as leaves mature. Dark fruit in the summer. Very hardy, but can sucker.

Height: 20'- 25' Foliage: Green/Red

Spread: 18'- 20' Shape: Upright Oval

Fall color: Maroon

Elevation: 9,500'



### *Rhamnus frangula 'Columnaris'* **Columnar Buckthorn**

A dense columnar shrub with glossy dark-green leaves. Has insignificant flowers in spring and pea-sized fruit in fall.

Height: 8'- 12' Foliage: Dark Green

Spread: 3'- 4' Shape: Columnar

Fall color: N/A

Elevation: 7,500'



### *Rhamnus frangula 'Ron Williams'* **Fine Line® Buckthorn**

A terrific plant for creating hedges or screens. Very columnar, with fern-like, glossy, dark-green foliage.

Height: 5'- 7' Foliage: Dark Green

Spread: 3'- 4' Shape: Columnar

Fall color: N/A

Elevation: 6,500'



### *Rhododendron* **Rhododendron**

**Rhododendrons are listed under Rhododendron in Broadleaf Evergreens.**

### *Rhus aromatica* **Fragrant Sumac**

A rapidly spreading low growing plant. Spring brings small yellow flowers and fall brings red, grape-like clusters of small berries.

Height: 4'- 6' Foliage: Green

Spread: 6'- 8' Shape: Clump

Fall color: Scarlet

Elevation: 8,000'



### *Rhus aromatica 'Gro-Low'* **Gro-Low Sumac**

A low growing, rapidly spreading plant. In spring, small yellow flowers form and fall brings red fuzzy clusters of small berries.

Height: 2'- 3' Foliage: Green

Spread: 6'- 8' Shape: Clump

Fall color: Scarlet/Orange






Elevation: 8,500'



## DECIDUOUS SHRUBS






### *Rhus glabra* **Smooth Sumac**

Smooth branches with compound leaves produce chartreuse flowers in summer and hairy scarlet fruit in fall. Suckers.

Height: 8' - 15'    Foliage: Green          
Spread: 8' - 10'    Shape: Irregular  
Fall color: Yellow/Red    Elevation: 8,500'






### *Rhus glabra 'Cismontana'* **Rocky Mountain Sumac**

Clump forming low growing plant with striking color and red fruit in fall. Consider for banks and hillsides. Suckers.

Height: 2' - 3'    Foliage: Green          
Spread: 2' - 3'    Shape: Irregular  
Fall color: Yellow/Red    Elevation: 10,000'






### *Rhus glabra 'Lacinata'* **Cutleaf Smooth Sumac**

A tree form of sumac with smooth branches. Scarlet fruit in the fall. Good for banks and erosion control.

Height: 8 - 15'    Foliage: Green          
Spread: 8' - 15'    Shape: Mound  
Fall color: Orange/Red/Purple    Elevation: 8,500'




### *Rhus trilobata* **Three-Leaf Sumac**

Glossy dark green leaflets with three leaves which turn red in fall. A dense rounded shrub.

Height: 3' - 6'    Foliage: Green          
Spread: 3' - 6'    Shape: Round  
Fall color: Yellow/Red    Elevation: 9,000'






### *Rhus trilobata 'Autumn Amber'* **Creeping Three-Leaf Sumac**

Glossy dark green leaflets with three leaves which turn amber to red in fall. A very low, spreading shrub.

Height: 6'' - 18''    Foliage: Green        
Spread: 3' - 6'    Shape: Spreading  
Fall color: Amber/ Red    Elevation: 9,000'




### *Rhus typhina* **Staghorn Sumac**

A clump forming small tree with thick hair on antler-like branches. Late summer red berries and striking fall red color.

Height: 10' - 25'    Foliage: Green          
Spread: 10' - 15'    Shape: Clump  
Fall color: Red    Elevation: 8,500'

### *Rhus typhina 'Bailtiger'* **Tiger Eyes® Sumac**

A clump forming small tree with thick hair on the purple branches creating a lovely contrast with the bright yellow foliage.






Height: 6'    Foliage: Bright Yellow        
Spread: 6'    Shape: Clumping  
Fall color: Orange/Red    Elevation: 7,500'

## DECIDUOUS SHRUBS

### Ribes alpinum

### Alpine Currant






A globe-shaped shrub with insignificant spring flowers that produce red fruit in the summer. Good as a hedge plant.

Height: 3'-6'      Foliage: Green            
Spread: 3'-6'      Shape: Globe  
Fall color: N/A      Elevation: 9,000'

### Ribes alpinum 'Green Mound'

### Green Mound Currant







Glossy green leaves on slender branches create a densely rounded shrub. A male cultivar that bears no fruit.

Height: 3'-4'      Foliage: Green            
Spread: 2'-3'      Shape: Round  
Fall color: Dull Yellow      Elevation: 9,000'

### Ribes aureum



### Yellow Flowering Currant

Yellow flowers on this broadly rounded shrub in the late spring have a clove-like fragrance. Pea-sized black fruit in summer.

Height: 4'-6'      Foliage: Green             
Spread: 4'-6'      Shape: Round  
Fall color: N/A      Elevation: 10,000'

### Rosa spp.

### Roses

Coming in all shapes and sizes, roses work well in any landscape.  

### Rosa spp.

### Climbing Roses

Long season bloomers that will add vertical interest to your garden. Prune and stake to trellis in spring. Other varieties may also available.

#### Variety

#### Flower Color

America (6'-12')*	Orange/Pink Mix
Blaze (10'-14' x 6'-8')*	Medium Red
Don Juan (8'-14' x 6'-8')*	Dark Red
Golden Showers (2'-4' x 6'-10')*	Yellow
Iceberg (3'-5' x 4'-6')*	White
Joseph's Coat (10' x 6'-8')*	Red fades to Salmon & Yellow
Orange Crush (3'-4' x 12-15')*	Orange

### Rosa spp.

### Rugosa Roses

Roses bred for hardiness and vigor. From the original rugosa species, dark green foliage and lovely rose hips.

#### Variety

#### Flower Color

Grootendorst (3'-5' x 5')*	Red Blend
Hansa (4'-6' x 4'-6')*	Medium Red
Linda Campbell (5' x 5'-6')	Dark Red

\* Double flowers.

**Please call for availability and pricing as our rose inventory changes rapidly and other roses may be available.**

## DECIDUOUS SHRUBS

### Rosa spp.

### Shrub Roses

Shrub roses combine modern repeat blooming from June to frost with diverse flower forms, colors and fragrances. Spring pruning to live wood will help keep them shapely and looking healthy. Other varieties may also be available.

<u>Variety</u>	<u>Flower Color</u>
Adelaide Hoodless (4'- 5' x 4'- 6')	Red
Bonica (3'- 5' x 4'- 5')*	Medium Pink
Carefree Delight (3' x 3')	Pink
Carefree Sunshine (3'-4' x 3'- 4')	Yellow
Carefree Wonder (3' x 4')	Pink
ChAMPLAIN (3'- 4' x 2'- 4')	Cherry Red
The Fairy (2'- 3 x 3'- 4')*	Light Pink
Fire Meidiland (2' x 4')	Red
Flutterbye (6'- 8')	Yellow-Coral
Fuchsia Meidiland (3'- 6' x 3'- 5')*	Deep Fuchsia
Home Run (3' x 3')	Red
Knock Out (3'- 4' x 3'- 4')	Red/Dark Pink
Knock Out (3'- 4' x 3'- 4')	Medium Pink
Sunny Knock Out (3'- 4' x 3'- 4')	Yellow
Double Knock-Out (3'- 4' x 3'- 4')*	Red/Dark Pink
Double Knock-Out (3'- 4' x 3'- 4')*	Medium Pink
Morden Blush (2'- 3' x 2'- 3')	Pink
Morden Centennial (3'- 4' x 4'- 6')	Medium Pink
Morden Sunrise (2'- 3' x 2'- 3')	Orange Blend
Nearly Wild (2'- 3' x 3'- 5')	Medium Pink
Oranges & Lemons (6'- 8')*	Yellow & Orange Stripes
Pink Meidiland (2'- 3' x 3'- 4')	Pink Blend
Red Meidiland (2'- 3 x 4'- 5')	Red Blend
Scarlet Meidiland (3'- 4')*	Medium Red
Scarlet Spreader (2'- 3' x 2'- 3') *	Dark Red
Sea Foam (2'- 3' x 3'-5')	White
Sevillana (3'- 4' x 3'- 4')*	Fiery Red
White Meidiland (2' x 5')*	White/Cream
Winnipeg Parks (3'-4' x 3'- 4')*	Medium Red

\* Double flowers.

### Rosa spp.

### Single Season Blooming Roses

Most species of roses offer early small blooms, once a season. Most can tolerate extreme weather conditions. Because of their colorful hips (fruit), they are good for attracting birds and other wildlife to the garden. The canes are often vigorous and arching. Stems may be highly colored but are almost always thorny, making large species good candidates for privacy hedging and deer-frequented areas.

<u>Variety</u>	<u>Flower Color</u>
Austrian Copper (6'- 8' x 4'- 6')	Orange w/ Yellow Stamens
Harrison's Yellow Rose (5'- 6' x 4'- 6')	Yellow
Red Leaf (4'- 6' x 5'- 7') Plant Select	Pink
Woods (4'- 5' x 4'- 5')	Light Pink

## DECIDUOUS SHRUBS

### Rosa spp.

### Groundcover Roses

These low-growing groundcover roses are useful for mass planting in a border or under a tree, and to mix colorfully with perennials or shrubs, line a path, or cover a slope. To reinvigorate groundcover roses cut back the plants by two-thirds each year while they are still dormant in early spring.

#### Variety

#### Flower Color

Floral Carpet (2' x 3')	Pink Blush, Pink, Red, White, Yellow
Drift (3' x 4')	Pink, Coral, Red, Peach, Apricot, Whitish Yellow
Gourmet Popcorn (2' x 2')	White
OSO Easy Cherry (2' - 4' x 2' - 4')	Cherry Red
OSO Easy Paprika (1' - 2' x 3')	Coral with Gold Center

### Rosa spp.

### Floribunda Roses

Make any landscape design stand out with the most colorful of rose types. Floribunda roses are bushy shrubs and produce flower clusters of 3 to 15.

#### Variety

#### Flower Color

Cinco de Mayo (2' - 3' x 2' - 3')	Red Orange blend
Easy Going (4' - 5' x 4' - 5')	Golden Peachy Yellow
Iceberg (2' - 3' x 3' - 4')*	White
Julia Child (3' x 3')	Butter Yellow
Living Easy (3' - 4' x 3' - 4')	Apricot Orange

### Rosa spp.

### Hybrid Roses

Hybrid teas are upright bushes that generally produce one flower per stem. Blooms have a high-center point. Species vary by year.

**Please call for availability and pricing as our rose inventory changes rapidly and/or other roses may be available.**

### Rubus deliciosus

### Boulder Raspberry

A native plant with fragrant, 2-inch white flowers in late spring and no thorns. A very versatile plant will take shade/sun/drought. The red fruit is seedy but edible.

Height: 3' - 6'

Foliage: Green



Spread: 3' - 6'

Shape: Cascade

Fall color: N/A

Elevation: 9,000'

### Rubus parviflorus

### Thimbleberry

A medium-sized native shrub with white summer flowers and edible red berries.

Height: 3' - 6'

Foliage: Green



Spread: 3' - 6'

Shape: Cascade

Fall color: N/A

Elevation: 10,000'



***Salix exigua*** **Coyote Willow**

An upright shrub with arching branches. Has lovely gray/green foliage and fuzzy catkins in early spring. Great for moist sites.

Height: 6' - 12'      Foliage: Gray/Green        
 Spread: 4' - 8'      Shape: Upright  
 Fall color: N/A      Elevation: 9,000'


***Salix integra 'Hakuro Nishiki'*** **Dappled Willow**

Weeping branches display striking pink stems and buds, then foliage mottled in white, green and pink highlights.

Height: 15' - 20'      Foliage: Variegated        
 Spread: 15' - 20'      Shape: Upright  
 Fall color: N/A      Elevation: 9,000'

***Salix irrorata*** **Blue Stem Willow**

Rounded shrub with upright spreading, silver-blue branches. Catkins appear prior to glossy, rich green leaves.

Height: 4' - 12'      Foliage: Glossy Green        
 Spread: 4' - 8'      Shape: Round  
 Fall color: N/A      Elevation: 9,000'


***Salix purpurea nana*** **Dwarf Arctic Willow**

A compact globular shrub with long foliage and fuzzy catkins early spring. Great for hedges and moist sites.

Height: 3' - 5'      Foliage: Blue Gray      


***Sambucus canadensis 'Aurea'*** **Golden Elder**

A large rounded shrub with golden-yellow foliage all summer, white flowers in the spring and purplish-black berries in the fall.

Height: 8' - 12'      Foliage: Golden        
 Spread: 8' - 12'      Shape: Round  
 Fall color: N/A      Elevation: 8,000'

***Sambucus nigra 'Gerda'*** **Black Lace™ Elder**

An upright shrub with dark purple to black leaves. Summer brings blooms of pink flowers, fall brings red edible berries.

Height: 6' - 8'      Foliage: Dark Purple/Black        
 Spread: 4' - 6'      Shape: Upright  
 Fall color: N/A      Elevation: Unknown

***Shepherdia argentea*** **Silver Buffaloberry**

A dense large shrub with slivery green leaves. Suckers to form thickets. Good for tall hedges/screens. Red berries on females.

Height: 8' - 15'      Foliage: Gray/Green        
 Spread: 6' - 12'      Shape: Upright  
 Fall color: N/A      Elevation: 8,500'

## DECIDUOUS SHRUBS

### *Sorbaria sorbifolia*

### Ash Leaf Spirea

A clump-forming, medium-sized shrub with feathery green leaves and spikes of airy white flowers mid summer. Suckers.

Height: 4' - 6'

Foliage: Light Green

Spread: 6' - 8'

Shape: Upright

Fall color: Yellow

Elevation: 8,500'



### *Spiraea albiflora*

### Japanese White Spirea

A small shrub with dark green leaves. Flat white flowers beginning in mid to late summer.

Height: 18" - 24"

Foliage: Green

Spread: 2' - 3'

Shape: Round

Fall color: N/A

Elevation: 7,000'



### *Spiraea x bumalda 'Anthony Waterer'* Anthony Waterer Spirea

A small shrub with leaves that come out red and turn green. Rosy red flowers appear in early summer.

Height: 2' - 3'

Foliage: Green

Spread: 2' - 4'

Shape: Round

Fall color: Bronze Green

Elevation: 6,500'



### *Spiraea x bumalda 'Frobelii'*

### Froebel Spirea

A small upright rounded shrub with a unique bronze color. Reddish pink flowers from late spring to early summer.

Height: 3' - 4'

Foliage: Bronze/Green

Spread: 2' - 4'

Shape: Round

Fall color: N/A

Elevation: 7,500'



### *Spiraea x bumalda 'Goldflame'*

### Goldflame Spirea

A small upright rounded shrub with leaves that mature to a bronze color. Pink flowers from late spring to early summer.

Height: 2' - 3'

Foliage: Bronze/Green

Spread: 2' - 3'

Shape: Round

Fall color: Copper

Elevation: 7,500'



### *Spiraea x bumalda 'Gumball'*

### Gumball Spirea

Compact variety of 'Froebelii'. Purple tips on new foliage. Pink flowers.

Height: 2'

Foliage: Blue/Green

Spread: 3' - 4'

Shape: Mound

Fall color: Burgundy, orange, yellow



### *Spiraea x bumalda 'Limemound'*

### Limemound Spirea

A compact shrub with leaves that emerge lemon yellow and mature to a lime green color. Pink flowers from late spring to early summer.

Height: 3' - 4'

Foliage: Lime Green

Spread: 3' - 4'

Shape: Round

Fall color: Orange Red

Elevation: 7,500'



## DECIDUOUS SHRUBS

### *Spiraea x bumalda* 'Magic Carpet' **Magic Carpet Spirea**

A very small shrub with red new growth that matures to a lime green. Has bright pink flowers in spring.

Height: 8"- 12"    Foliage: Lime Green  
Spread: 12"- 15"    Shape: Round  
Fall color: N/A    Elevation: 7,500'



### *Spiraea x* 'Goldmound' **Goldmound Spirea**

A small mounding shrub with a bright yellow color all season. Pink flower clusters in June and July. A good plant for contrast.

Height: 18"-24"    Foliage: Yellow  
Spread: 2'- 3'    Shape: Round  
Fall color: N/A    Elevation: 7,500'



### *Spiraea japonica* 'Alpina' **Daphne Spirea**

Small shrub with bluish green leaves and pink flowers in early summer. Bloom time can be improved with filtered shade.

Height: 12"- 18"    Foliage: Blue/Green  
Spread: 2'- 3'    Shape: Round  
Fall color: Yellow    Elevation: 7,000'



### *Spiraea japonica* 'Little Princess' **Little Princess Spirea**

A dwarf shrub with light green leaves and lilac-pink flowers through summer.

Height: 12"- 18"    Foliage: Green  
Spread: 2'- 3'    Shape: Round  
Fall color: Red    Elevation: 7,500'



### *Spiraea japonica* 'Neon Flash' **Neon Flash Spirea**

A compact shrub with new growth that is red and matures to a dark green. Has bright neon red flowers in early summer.

Height: 2'- 3'    Foliage: Green  
Spread: 3'- 4'    Shape: Round  
Fall color: N/A    Elevation: 7,500'



### *Spiraea japonica* 'SMSJMLA' **Lil' Flirt Spirea**

A tough and compact spirea with rich burgundy new foliage that matures to green. Deep pink flowers spring and summer.

Height: 2'- 2.5'    Foliage: Burgundy/Green  
Spread: 2'- 2.5'    Shape: Round  
Fall color: N/A    Elevation: 6,500'



### *Spiraea nipponica* 'Snowmound' **Snowmound Spirea**

A medium-sized shrub with an abundance of white flowers in late spring. Arching branches and blue green foliage add interest.




Height: 3'- 5'    Foliage: Blue/Green  
Spread: 3'- 5'    Shape: Round  
Fall color: Yellow/Red    Elevation: 8,000'



## DECIDUOUS SHRUBS




### *Spiraea trilobata* 'Fairy Queen' **Fairy Queen Spirea**

A compact rounded shrub that blooms from spring to early summer. It has white-domed flowers and bluish green leaves.

Height: 3'- 4'      Foliage: Blue Green          
Spread: 3'- 4'      Shape: Round  
Fall color: Burgundy      Elevation: 8,000'




### *Spiraea thunbergii* 'Ogon' **Mellow Yellow Spirea**

A rounded shrub that blooms in early spring. Narrow leaves emerge yellow in the spring and gradually fade to green.

Height: 4'- 5'      Foliage: Yellow          
Spread: 4'- 5'      Shape: Round  
Fall color: Orange/Russett      Elevation: 6,500'




### *Spiraea x vanhouttei* 'Renaissance' **Renaissance Spirea**

This graceful shrub features a massive display of pure white flowers and colorful orange-red fall color.

Height: 5'- 6'      Foliage: Green          
Spread: 5'- 6'      Shape: Round  
Fall color: Red Orange      Elevation: 8,500'




### *Symphoricarpos albus* **White Snowberry**

A dense upright shrub with bluish-green leaves. Has small pinkish white flowers and white berries which persist into winter.

Height: 3'- 4'      Foliage: Blue Green          
Spread: 3'- 5'      Shape: Irregular  
Fall color: N/A      Elevation: 8,500'






### *Symphoricarpos x chenaulti* 'Hancock' **Hancock Coralberry**

A low growing, loose mounding shrub. Has small pinkish white flower clusters, followed by red fruit with white-spots.

Height: 2'- 3'      Foliage: Green          
Spread: 3'- 6'      Shape: Mound  
Fall color: N/A      Elevation: 7,500'






### *Symphoricarpos orbiculatus* **Indian Currant or Red Coralberry**

Arching branches give this oval shrub an open habit. Pale pink flowers in early summer become wine-colored berries in fall.

Height: 3'- 6'      Foliage: Green            
Spread: 3'- 6'      Shape: Oval  
Fall color: Red      Elevation: 8,500'

### *Syringa* 'Bailbelle' **Tinkerbelle Lilac**

A compact form of lilac. Rounded compact form and showy pink flowers make this a wonderful lilac for small areas.







Height: 5'- 6'      Foliage: Green            
Spread: 5'- 6'      Shape: Round  
Fall color: N/A      Elevation: 7,500'

## DECIDUOUS SHRUBS

### *Syringa x chinensis*

### Chinese Lilac

Loosely rounded shrub with small light green leaves and clusters of lavender flowers.

Height: 6' - 12'      Foliage: Green             
 Spread: 6' - 12'      Shape: Round  
 Fall color: N/A      Elevation: 9,000'

### *Syringa x hyacinthiflora* 'Mount Baker'

### Mount Baker Lilac







A lovely upright rounded shrub with deep green leaves and clusters of pure white flowers in early spring.

Height: 8' - 12'      Foliage: Green             
 Spread: 8' - 12'      Shape: Upright  
 Fall color: N/A      Elevation: 9,000'

### *Syringa meyeri* 'Palibin'

### Dwarf Korean Lilac







A lovely compact rounded shrub with beautiful clusters of pale lavender flowers in late spring.

Height: 4' - 6'      Foliage: Green             
 Spread: 4' - 6'      Shape: Round  
 Fall color: N/A      Elevation: 8,500'  
**Available in Tree Form**

### *Syringa patula* 'Miss Kim'

### Miss Kim Lilac







A compact rounded shrub which has exquisite clusters of lavender pink flowers in late spring. Red/burgundy fall color.

Height: 3' - 5'      Foliage: Green             
 Spread: 3' - 5'      Shape: Round  
 Fall color: Wine      Elevation: 8,500'  
**Available in Tree Form**

### *Syringa x 'Penda'*

### Bloomerang Lilac

Re-blooming lilac blooms in spring and again mid-summer to first frost. Small habit fits into most gardens. Great for cuttings.







Height: 4' - 5'      Foliage: Green             
 Spread: 4' - 5'      Shape: Round  
 Fall color: N/A      Elevation: 8,000'  
**Available in Tree Form**

### *Syringa x prestoniae*

### Canadian Hybrid Lilac

Very hardy varieties that bloom later than other hybrids.

<u>Variety</u>	<u>Flower Color</u>
'Donald Wyman' (8' x 8')	Dark Magenta
'James McFarlane' (10' x 8')*	Clear Pink
'Minuet' (5' x 10')	Light Rose
'Miss Canada' (8' x 7')	Bright Pink
'Royalty' (8' x 8')*	Single Purple

Height: Variable      Foliage: Green             
 Spread: Variable      Shape: Round  
 Fall color: N/A      Elevation: 9,000'

## DECIDUOUS SHRUBS

### *Syringa vulgaris*

### French Hybrid Lilac

Old-fashioned hybrids with large clusters of flowers in late spring.

‘Common Purple’






‘Common White’

Height: 10’- 20’    Foliage: Blue Green          
Spread: 8’- 12’    Shape: Upright  
Fall color: N/A    Elevation: 10,000’

#### Variety

#### Flower Color






‘Charles Joly’ (10’x 8’)    Magenta/Red  
‘Ludwig Spaeth’ (10’x 8’)    Single Red/Purple  
‘President Grevy’ (10’x 10’)    Blue  
‘President Lincoln’ (8’x 8’)    Single Blue  
‘Sensation’ (10’x 10’)    Purple/White Margin

Height: Variable    Foliage: Green          
Spread: Variable    Shape: Round  
Fall color: N/A    Elevation: 9,000’

### *Viburnum x burkwoodii*

### Burkwood Viburnum



An upright rounded shrub that has glossy green leaves. Its pink spring buds open into clusters of white fragrant flowers.

Height: 6’- 8’    Foliage: Green          
Spread: 3’- 4’    Shape: Round  
Fall color: Bronze Purple    Elevation: 7,500’

### *Viburnum carlesii*

### Korean Spice Viburnum






Flat-topped clusters of white, spicy scented flowers appear in mid-spring. Striking bronze-red foliage color in fall.

Height: 4’- 5’    Foliage: Green          
Spread: 4’- 6’    Shape: Round  
Fall color: Bronze Red    Elevation: 7,500’

### *Viburnum dentatum*






### Arrowwood Viburnum

Clusters of white flowers in late spring produce blue-black berries in the late summer. Wonderful rich red fall color.

Height: 8’- 10’    Foliage: Green          
Spread: 8’- 10’    Shape: Round  
Fall color: Red    Elevation: 8,000’


### *Viburnum dentatum* ‘Blue Muffin®’    Blue Muffin® Viburnum

Creamy white summer flowers are followed by blue fruit in late summer.

Height: 4’- 7’    Foliage: Green          
Spread: 3’- 4’    Shape: Round  
Fall color: Orange to Purple    Elevation: 7,500’


**Viburnum dentatum 'Ralph Senior' Autumn Jazz Viburnum**

Clusters of white flowers in early summer produce blue-black berries in the fall. Lovely fall colors.

Height: 8' - 12'    Foliage: Green      
 Spread: 8' - 10'    Shape: Vase  
 Fall color: Yellow to Red    Elevation: 7,500'


**Viburnum x 'Juddii' Juddi Viburnum**

Light pink blossoms appearing late spring. Rounded shrub with awesome fragrant blossoms.

Height: 6' - 8'    Foliage: Green      
 Spread: 6' - 8'    Shape: Round  
 Fall color: Burgundy    Elevation: 6,000'


**Viburnum lantana Wayfaring Tree**

Large round shrub with dark green foliage, white flowers and spectacular fall color. Persistent red fruit ripens to black.

Height: 12' - 15'    Foliage: Green      
 Spread: 8' - 12'    Shape: Round  
 Fall color: Purple Bronze    Elevation: 8,000'


**Viburnum lantana 'Mohican' Mohican Viburnum**

Medium rounded shrub with dark green foliage, white flowers and spectacular fall color. Persistent red fruit ripens to black.

Height: 6' - 8'    Foliage: Green      
 Spread: 6' - 8'    Shape: Round  
 Fall color: Purple Bronze    Elevation: 8,000'


**Viburnum lentago Nannyberry Viburnum**

Small tree or large shrub with an oval habit. White flowers in spring, blue-black berries late summer and maroon color in fall.

Height: 8' - 15'    Foliage: Green      
 Spread: 6' - 8'    Shape: Oval  
 Fall color: Maroon    Elevation: 8,500'


**V. opulus 'Compactum' Compact European Cranberrybush**

Compact spreading shrub. White spring flowers produce persistent scarlet fruit in summer.

Height: 4' - 5'    Foliage: Green      
 Spread: 5' - 6'    Shape: Round  
 Fall color: N/A    Elevation: 7,500'

**Viburnum opulus 'nanum' Dwarf European Viburnum**

A small globe shaped shrub with dark green foliage and spectacular wine red fall color.

Height: 1' - 2'    Foliage: Green      
 Spread: 1' - 2'    Shape: Globe

## DECIDUOUS SHRUBS

### *Viburnum opulus 'Roseum'*

### Snowball Viburnum

A broad, rounded shrub with dark green foliage and large clusters of white flowers that fade to pink as they age.

Height: 8' - 12'      Foliage: Green  
Spread: 8' - 12'      Shape: Round  
Fall color: Maroon                      Elevation: 7,500'



### *V. plicatum 'Summer Snowflake'* Summer Snowflake Viburnum

Tiered horizontal branches magnificently display large, flat flower clusters. Red fruit in fall.

Height: 6' - 8'      Foliage: Green  
Spread: 8' - 10'      Shape: Round  
Fall color: Red to Purple                      Elevation: 7,500'



### *Viburnum x rhytidophylloides 'Alleghany'* Alleghany Viburnum

A shrub with gray-green foliage with lots of large white flowers in May. Produces red fruit that matures to black. Semi-evergreen.

Height: 8' - 10'      Foliage: Gray Green  
Spread: 6' - 10'      Shape: Round  
Fall color: N/A                      Elevation: 6,500'



### *Viburnum trilobum*

### American Viburnum

A large shrub with big white flower clusters and edible red berries.

Height: 8' - 10'      Foliage: Green  
Spread: 8' - 10'      Shape: Round  
Fall color: Yellow to Red                      Elevation: 8,500'



### *V. trilobum 'Compactum'*

### Compact American Viburnum

Compact shrub has big white flower clusters and edible red berries.

Height: 4' - 5'      Foliage: Green  
Spread: 4' - 5'      Shape: Round  
Fall color: Red                      Elevation: 7,500'





## DECIDUOUS SHRUBS

### *Weigela florida*

### Weigela

Weigelas are free-blooming shrubs that flower most heavily toward the end of their spring to early-summer season.



Fall color: N/A                      Shape: Round                      Elevation: 6,000'

### *Weigela florida* 'Alexandra'

### Wine & Roses Weigela

Height: 3' - 4'                      Foliage: Burgundy  
Spread: 3' - 4'                      Flowers: Rosy-Pink

### *Weigela florida* 'Bokrasopin'

### Sonic Bloom Weigela

Height: 4' - 5'                      Foliage: Green  
Spread: 4' - 5'                      Flowers: Pink

### *Weigela florida* 'Bokraspiwi'

### Spilled Wine Weigela

Height: 2' - 3'                      Foliage: Purple Black  
Spread: 2' - 3'                      Flowers: Rosy-Pink

### *Weigela florida* 'Brigela'

### French Lace Weigela

Height: 4' - 5'                      Foliage: Green/Lime Green Margins  
Spread: 4' - 5'                      Flowers: Pink

### *Weigela florida* 'Courtalor'

### Carnaval Weigela

Height: 3' - 5'                      Foliage: Green  
Spread: 3' - 5'                      Flowers: Pink, White and Red

### *Weigela florida* 'Elvera'

### Midnight Wine Weigela

Height: 1' - 2'                      Foliage: Purple  
Spread: 2' - 3'                      Flowers: Pink

### *Weigela florida* 'Minuet'

### Minuet Weigela

Height: 2' - 3'                      Foliage: Burgundy  
Spread: 3' - 5'                      Flowers: Ruby-Red

### *Weigela florida* 'My Monet'

### My Monet Weigela

Height: 1' - 2'                      Foliage: Variegated Green/White  
Spread: 2'                              Flowers: Pink

### *Weigela florida* 'Red Prince'

### Red Prince Weigela

Height: 4' - 6'                      Foliage: Green  
Spread: 4' - 6'                      Flowers: Deep-Red, Will Rebloom

### *Weigela florida* 'Variegata'

### Variegated Weigela

Height: 4' - 6'                      Foliage: Green/White Margins  
Spread: 6' - 8'                      Flowers: Rosy-Pink

### *Weigela florida* 'Rumba'

### Rumba Weigela

Height: 2' - 3'                      Foliage: Green/Purple Margins  
Spread: 3' - 4'                      Flowers: Red Flowers with Yellow Throats

### *Weigela x* 'Velda'

### Tuxedo Weigela

Height: 2' - 3'                      Foliage: Burgundy-black  
Spread: 3' - 4'                      Flowers: White

# FRUIT

**We carry a wide variety of fruit trees, berries and vines.**

- **Apple, apricot, cherry, peach, pear, and plum trees in containers and B&B.**
- **Blackberry, blueberry, chokecherry, currants, gooseberry, and raspberry shrubs in containers.**
- **Grape vines in containers.**

**Please call or check on-line for varieties, sizes, prices, and availability.**



# VINES & GROUNDCOVERS

## Vines

### *Ampelopsis brevipedunculata* **Porcelain Berry**

A vigorous vine with twining tendrils, it will climb if trellised. Showy pink berries darken in fall to purple-blue.

Height: 15'-25'    Foliage: Green  
Spread: N/A      Shape: Vine  
Fall color: N/A      Elevation: Unknown



### *Campsis* **Trumpet Vine**

A very vigorous vine. Pinch to encourage branching. Pruning is necessary. Large, showy trumpet-shaped flowers.

<u>Variety</u>	<u>Flower Color</u>
<i>Campsis flava</i>	Yellow
<i>Campsis radicans</i>	Red Orange
<i>Campsis tagliabuana</i> 'Madam Galen'	Apricot Red

Height: 30'      Foliage: Green  
Spread: N/A      Shape: Vine  
Fall color: N/A      Elevation: 5,500'



### *Clematis spp.* **Clematis**

Flowering vine with vibrant blooms in a wide range of colors. Great for trellises. Best if foliage is in sun and roots in shade. With almost 300 species, **please call for current availability.**

Height: Vine      Foliage: Green  
Spread: N/A      Shape: Vine  
Fall color: N/A      Elevation: Varies



### *Hedera helix* **English Ivy**

Good groundcover, will climb if trellised or against wall. Glossy green leaves on stout branches. Prune to keep confined.

Height: Vine      Foliage: Green  
Spread: N/A      Shape: Vine  
Fall color: Evergreen      Elevation: 6,500'



### *Hydrangea anomala petiolaris* **Climbing Hydrangea**

A vigorous, shade loving vine that clings to surfaces. Shrubby habit when young. White, fragrant blooms in summer.

Height: 30'-50'    Foliage: Green  
Spread: 5'-6'      Shape: Vine  
Fall color: Yellow      Elevation: Unknown



## VINES & GROWDCOVERS

### Lonicera

### Honeysuckle

A woody vine with bright green oval leaves. Prolific tubular, fragrant flowers all summer. **Please call for current availability.**

#### Variety

#### Flower Color

Lonicera x brownii 'Dropmore Scarlet'	Orange
Lonicera x heckrottii 'Goldflame'	Reddish-Orange
Lonicera x heckrottii 'Pink Lemonade'	Pink
Lonicera henryi	Magenta
Lonicera japonica 'Halliana'	White
Lon. reticulata x prolifera 'Kintzley's Ghost'	Yellow

Height: Vine

Foliage: Green



Spread: N/A

Shape: Vine

Fall color: Purplish

Elevation: 8,500'

### Parthenocissus quinquefolia

### Virginia Creeper/Englemann Ivy

A vigorous/aggressive vine which will either climb or creep. Brilliant red fall color and bluish/black berries in fall.

Height: Vine

Foliage: Green



Spread: N/A

Shape: Vine

Fall color: Red

Elevation: 9,000'

### Parthenocissus tricuspidata

### Boston Ivy

Ivy probably best known for covering the outfield walls at Wrigley Field. Leaves turn bright red in fall. Shade for climbing.

Height: Vine

Foliage: Green



Spread: N/A

Shape: Vine

Fall color: Red

Elevation: 9,000'

### Polygonum aubertii

### Silver Lace Vine

Late in summer, this twining vine is covered in small white flowers. Great on trellises, fences and arbors. Needs support for climbing.

Height: Vine

Foliage: Green



Spread: N/A

Shape: Vine

Fall color: N/A

Elevation: 9,000'

### Wisteria sinensis

### Wisteria

Vine is covered in pendulous clusters of purple flowers in spring. In our climate does not bloom every year. Pruning is needed.

Height: Vine

Foliage: Green



Spread: N/A

Shape: Vine

Fall color: N/A

Elevation: 7,500'

## Groundcovers

### *Arctostaphylos x coloradoensis*      **Mock Bearberry Manzanita**

Dark green leaves with cinnamon-red exfoliating bark. Urn-shaped, pale pink flowers in spring with red berries in fall. Thrives under evergreens.

Height: 4"- 10"      Foliage: Green  
 Spread: 2'- 4'      Shape: Spreading  
 Fall color: Green      Elevation: 7,500'



### *Arctostaphylos uva-ursi*      **Kinnikinnick**

Low-growing evergreen. Early spring brings small pink flowers followed by red fruit. Provides winter color.

Height: 3"- 6"      Foliage: Green  
 Spread: 2'- 3'      Shape: Spreading  
 Fall color: Bronze Red      Elevation: 10,000'



### *Euonymus fortunei 'Coloratus'*      **Purpleleaf Wintercreeper**

Spreading mass of green leaves turn purple red in winter. Good groundcover for providing winter interest.

Height: 12"- 18"      Foliage: Green  
 Spread: 3'- 6'      Shape: Spreading  
 Fall color: Purple Red      Elevation: 7,000'



### *Mahonia repens*      **Creeping Oregon Grape Holly**

Broadleaf evergreen groundcover turns purple red in winter, has yellow spring flowers and blue summer berries.

Height: 12"- 18"      Foliage: Green  
 Spread: 12"- 18"      Shape: Spreading  
 Fall color: Red      Elevation: 9,000'



### *Vinca minor 'Bowles Variety'*      **Bowles Periwinkle**

A flowering plant that is frequently evergreen. Blue flowers and glossy green foliage in summer makes it a rare shade bloomer.

Height: 4"- 6"      Foliage: Green  
 Spread: 12"- 18"      Shape: Spreading  
 Fall color: N/A      Elevation: 8,000'



**MANY OTHER GROUNDCOVER VARIETIES ARE AVAILABLE.  
 PLEASE CALL FOR AVAILABILITIES.**

# SHADE & ORNAMENTAL TREES

## *Acer x freemanii* 'Autumn Blaze' **Autumn Blaze Maple**

A cross between a silver and red maple. Hardy and fast growing like a silver maple with the fall color of a red maple.

Height: 40'- 50' Foliage: Green  
Spread: 30'- 40' Shape: Upright  
Fall color: Red/Orange Elevation: 6,500'



## *Acer x freemanii* 'Sienna' **Sienna Glen® Maple**

A hardy cross between a silver and red maple. This is a tough, low maintenance tree.

Height: 40'- 50' Foliage: Green  
Spread: 30'- 40' Shape: Upright  
Fall color: Rusty Elevation: 6,500'



## *Acer ginnala* 'Flame' **Amur Flame Maple**

A large shrub or small tree. Bright green leaves highlighted by red seeds in the late summer. Fiery red foliage in fall.

Height: 15'- 20' Foliage: Green  
Spread: 15'- 20' Shape: Round  
Fall color: Red/Orange Elevation: 8,500'



## *Acer glabrum* **Rocky Mountain Maple**

A slow growing native. Five-lobed, dark green leaves are highlighted by red seeds in the late summer.

Height: 10'- 20' Foliage: Dark Green  
Spread: 10'- 15' Shape: Round  
Fall color: Yellow/Red/Orange Elevation: 9,000'



## *Acer granditatum* **Bigtooth Maple**

A slow growing native. Five-lobed, dark green leaves have blunt teeth and are highlighted by red seeds in the late summer. Native to the Rocky Mountains.

Height: 20'- 30' Foliage: Green  
Spread: 20'- 30' Shape: Round  
Fall color: Yellow/Red/Orange Elevation: 8,000'



## *Acer grandidentatum* 'Rocky Mountain Glow' **Bigtooth Maple**

A small, tough maple specimen native to the Rocky Mountains.

Height: 20'- 25' Foliage: Dark Green  
Spread: 12'- 15' Shape: Oval  
Fall color: Orange to red



## SHADE & ORNAMENTAL TREES

### *Acer griseum* **Paperbark Maple**

Handsome tree with an open habit. Soft green leaves change to scarlet in fall. Papery sheets of old bark peel to expose cinnamon-brown new bark.

Height: 20' - 25' Foliage: Green  
Spread: 15' - 20' Shape: Round  
Fall color: Scarlet



### *Acer miyabei 'Morton'* **State Street Maple**

Great mid-sized maple for difficult conditions.

Height: 30' - 40' Foliage: Dark Green  
Spread: 20' - 30' Shape: Round  
Fall color: Yellow Elevation: 6,000'



### *Acer negundo 'Sensation'* **Sensation Box Elder**

A fast growing tree, this male clone does not attract boxelder bugs. Improved branching structure. Good for harsh sites.

Height: 40' - 50' Foliage: Green  
Spread: 30' - 40' Shape: Columnar  
Fall color: Red Orange Elevation: 7,000'



### *Acer palmatum* **Japanese Maple**

Many different cultivars of this typically understory maple are grown worldwide for their attractive leaf shapes and colors. With more than 1,000 cultivars, call us for a list of available varieties.



### *Acer platanoides 'Columnare'* **Columnar Norway Maple**

A narrow upright form of Norway maple. Has a yellow fall color. Great for tight places!

Height: 45' - 55' Foliage: Green  
Spread: 15' - 20' Shape: Columnar  
Fall color: Yellow Elevation: 6,500'



### *Acer platanoides 'Crimson Sentry'* **Crimson Sentry Maple**

A compact head displays deep purple leaves that become maroon to reddish-bronze in fall. Great small tree.

Height: 20' - 25' Foliage: Dark Green  
Spread: 10' - 15' Shape: Dense Oval  
Fall color: Maroon Elevation: 7,000'



### *Acer platanoides 'JFS-KW202'* **Crimson Sunset® Maple**

Heat tolerant maple with deep purple foliage. More compact than Crimson King maple.

Height: 35' Foliage: Glossy Purple  
Spread: 25' Shape: Upright, oval  
Fall color: Maroon to reddish bronze Elevation: 6,500'



## SHADE & ORNAMENTAL TREES

### *Acer platanoides* 'Deborah'

### Deborah Maple

A rounded tree with leaves that emerge red in spring and turn to a dark bronze-green color upon maturity.

Height: 40' - 50'    Foliage: Bronze Green

Spread: 40' - 50'    Shape: Round

Fall color: Bronze

Elevation: 6,500'



### *Acer platanoides* 'Emerald Queen'

### Emerald Queen Maple

A large oval tree, that has leaves with five lobes that emerge with a reddish cast and turn green as they mature.

Height: 40' - 50'    Foliage: Green

Spread: 30' - 40'    Shape: Oval

Fall color: Yellow

Elevation: 6,500'



### *Acer platanoides* 'Royal Red'

### Royal Red Maple

Five lobed leaves appear bright red in spring maturing to maroon.

Height: 30' - 40'    Foliage: Maroon

Spread: 25' - 30'    Shape: Broadly Oval

Fall color: Same

Elevation: 6,500'



### *Acer rubrum* 'Armstrong'

### Armstrong Maple

A fast-growing, columnar selection. Great for street plantings.

Height: 40' - 50'    Foliage: Dark Green

Spread: 15' - 20'    Shape: Fastigate

Fall color: Yellow to Orange-Red

Elevation: 6,500'



### *Acer rubrum* 'Frank Jr.'

### Redpointe® Maple

An upright, broadly pyramidal tree that is a fast grower. Its straight and dominant central leader results in stronger branch angles.

Height: 40' - 50'    Foliage: Dark Green

Spread: 25' - 30'    Shape: Broadly Pyramidal

Fall color: Bright Red

Elevation: 6,500'



### *Acer rubrum* 'Franksred'

### Red Sunset® Maple

An upright to pyramidal tree with light gray bark and spectacular orange to red fall color.

Height: 40' - 50'    Foliage: Green

Spread: 30' - 40'    Shape: Pyramid

Fall color: Orange to Red

Elevation: 6,500'



### *Acer rubrum* 'October Glory'

### October Glory® Maple

A broad oval tree with lustrous green leaves that become crimson red in the fall.

Height: 40' - 50'    Foliage: Green

Spread: 25' - 30'    Shape: Pyramid

Fall color: Orange to Red

Elevation: 6,500'





## SHADE & ORNAMENTAL TREES

### *Acer saccharinum* **Silver Maple**

A Colorado hardy, fast-growing tree. Has fine, deeply lobed, silver backed leaves.

Height: 40' - 50' Foliage: Green  
Spread: 25' - 30' Shape: Irregular  
Fall color: Light Yellow Elevation: 8,000'



### *Acer saccharum 'Autumn Splendor'* **Autumn Splendor Maple**

Sugar maple variety that is resistant to heat, drought and leaf tatter.

Height: 30' - 45' Foliage: Glossy green  
Spread: 30' - 40' Shape: Oval to round  
Fall color: Orange to Red Elevation: 6,500'



### *Acer saccharum 'Bailsta'* **Fall Fiesta Maple**

Large sugar maple with a symmetrical growth habit.

Height: 50' - 70' Foliage: Dark green  
Spread: 30' - 45' Shape: Oval  
Fall color: Red, orange and yellow Elevation: 6,500'



### *Acer saccharum 'Barrett Cole'* **Apollo Maple**

Compact columnar sugar maple with deep green foliage

Height: 20' - 30' Foliage: Deep green  
Spread: 8' - 10' Shape: Columnar, fastigate  
Fall color: Red orange, to yellow Elevation: 6,500'



### *Acer saccharum 'Green Mountain'* **Green Mtn.® Sugar Maple**

Dark green summer leaves turn reddish orange to red in fall. Probably the hardiest sugar maple and best choice for northern areas.

Height: 40' - 60' Foliage: Green  
Spread: 30' - 35' Shape: Irregular  
Fall color: Orange to Red Elevation: 8,500'



### *Acer saccharum 'JFS-Caddo2'* **Flashfire® Maple**

Caddo sugar maple which is tolerant to heat, drought and wind.

Height: 45' Foliage: Deep green  
Spread: 40' Shape: Round  
Fall color: Fiery orange-red



### *Acer tataricum* **Tatarian Maple**

Good small tree for tough sites. Leaves slightly larger and more rounded than *Acer ginnala*. Rosy red summer seeds provide interest.

Height: 20' - 25' Foliage: Dark Green  
Spread: 15' - 20' Shape: Irregular Oval  
Fall color: Yellow Elevation: 8,500'



## SHADE & ORNAMENTAL TREES

### *A. tataricum* 'GarAnn (PP 15,023)' Hotwings® Tatarian Maple

An excellent performer for rugged climates. Tree appears in bloom when seeds turn to a scarlet red in summer. Plant Select.

Height: 20'- 25' Foliage: Dark Green

Spread: 18'- 20' Shape: Irregular

Fall color: Orange Red Elevation: 8,500'



### *Acer tataricum* 'JFS-KW2' Rugged Charm® Maple

Compact ornamental maple tree with red seed pods that look like wings.

Height: 20'- 25' Foliage: Green

Spread: 10'- 15' Shape: Upright

Fall color: Yellow, orange to red Elevation: Unknown



### *A. tataricum* 'Patell' Pattern Perfect® Maple

An excellent performer for rugged climates. Tree appears in bloom when seeds turn to a scarlet red in summer.

Height: 20'- 25' Foliage: Dark Green

Spread: 18'- 20' Shape: Broadly Oval to Rounded

Fall color: Orange Red Elevation: 8,500'



OTHER MAPLE VARIETIES ARE AVAILABLE.  
PLEASE CALL FOR AVAILABILITY.

### *Aesculus x carnea* 'Briotii' Ruby Red Horsechestnut

Small, oval to rounded tree noted for its deep pink flowers in upright panicles in mid-May. The prickly seedpods which can be messy on the original hybrid are nearly absent on this cultivar.

Height: 25'- 35' Foliage: Dark Green

Spread: 15'- 35' Shape: Oval to Round

Fall color: Yellow Elevation: 8,500'



### *Aesculus glabra* Ohio Buckeye

Small rounded tree with dark-green compound leaves and white blooms in early spring. Develops 1.5-inch green spiny fruits.

NOTE: Seeds poisonous to people.

Height: 30'- 35' Foliage: Dark Green

Spread: 30'- 35' Shape: Round

Fall color: Yellow/Orange Elevation: 8,500'



### *Amelanchier alnifolia* Saskatoon Serviceberry

Small tree or large shrub with small, fragrant white flowers that appear as foliage develops. Has purplish-black fruit in mid-summer.

Height: 6'- 12' Foliage: Green

Spread: 6'- 12' Shape: Upright

Fall color: Yellow to Soft Reds Elevation: 10,000'



## SHADE & ORNAMENTAL TREES

### *Amelanchier canadensis* **Shadblow Serviceberry**

Small tree or large shrub with showy white flowers that appear in spring before the foliage. Has edible blue fruit that attracts birds.

Height: 12'- 15' Foliage: Green

Spread: 8'- 10' Shape: Upright

Fall color: Orange Yellow Elevation: 8,500'



### *Amelanchier grandiflora* 'A. B.' **Autumn Brilliance Serviceberry**

A small tree with white flowers in the spring, edible purplish-black berries in the summer and brilliant red-orange color in the fall.

Height: 18'- 20' Foliage: Green

Spread: 12'- 15' Shape: Round

Fall color: Red Orange Elevation: 7,000'



### *Amelanchier x grandiflora* 'Cole's Select' **Cole's Select Serviceberry**

A vase-shaped shrub or small tree. White flowers in spring followed by berries

Height: 15'- 20' Foliage: Glossy green

Spread: 12'- 15' Shape: Vase

Fall color: Orange-red Elevation: 7,000'



### *Amelanchier laevis* 'JFS-Arb' **Spring Flurry® Serviceberry**

A great serviceberry tree with a dominant central leader. White flowers followed by edible berries.

Height: 20'- 30' Foliage: Medium green

Spread: 15'- 20' Shape: Upright oval

Fall color: Orange Elevation: 8,500'



### *Betula nigra* 'Cully' **Heritage® River Birch**

Narrow pyramidal crown when young, spreading wider and becoming more oval with age. Scaly beige and creamy white bark.

Height: 40'- 50' Foliage: Glossy Green

Spread: 25'- 35' Shape: Pyramid

Fall color: Yellow Elevation: 6,000'



### *Betula occidentalis* (fontinalis) **Native or Western River Birch**

A small tree or large shrub. Arching branches and a spreading habit. Exfoliating cinnamon bark. Somewhat deer resistant. Good for wet sites.

Height: 15'- 30' Foliage: Light Green

Spread: 15'- 30' Shape: Irregular

Fall color: Yellow Elevation: 9,000'



### *Betula platyphylla* 'Jefpark' **Parkland Pillar Birch**

White barked, narrow, fast growing tree that is tolerant of heat drought and alkaline soils.

Height: 30'- 40' Foliage: Green

Spread: 6'- 7' Shape: Columnar, fastigate

Fall color: Yellow Elevation: 6,000'



## SHADE & ORNAMENTAL TREES

### *Betula utilis* var. *jacquemontii*

### Jacquemontii Birch

Bright white peeling bark on this pyramidal tree.

Height: 30'-40' Foliage: Dark Green

Spread: 20'-25' Shape: Upright oval

Fall color: Golden yellow



### *Carpinus betulus* 'Fastigiata' Columnar European Hornbeam

A lovely tree with gray bark which contrasts nicely with its dark green leaves.

Height: 25'-35' Foliage: Dark Green

Spread: 15'-25' Shape: Columnar

Fall color: Yellow Elevation: 6,000'



### *Carpinus caroliniana*

### American Hornbeam

Small, adaptable understory tree. Prefers moist conditions.

Height: 20'-30' Foliage: Dark Green

Spread: 20'-30' Shape: Oval

Fall color: Yellow to orange-red



### *Catalpa speciosa*

### Western Catalpa

A large tree with heart-shaped leaves and long catkins. Tolerates drought and heat. Fragrant early summer flowers. Bean pods.

Height: 40'-60' Foliage: Green

Spread: 30'-50' Shape: Oval

Fall color: Yellow Elevation: 6,500'



### *Celtis occidentalis*

### Western Hackberry

A very hardy large shade tree with an upright branching habit. A Colorado native with corky bark.

Height: 50'-60' Foliage: Bright Green

Spread: 40'-50' Shape: Round

Fall color: Yellow Elevation: 9,000'



### *Celtis occidentalis* 'JFS-KSUI'

### Prairie Sentinel® Hackberry

Columnar hackberry variety that is heat, drought and cold tolerant.

Height: 40'-45' Foliage: Green

Spread: 10'-12' Shape: Columnar, fastigiate

Fall color: Yellow Elevation: Unknown



### *Cercis canadensis*

### Eastern Redbud

Small tree often grown as a clump. Known for its dark pink flowers which appear before its heart-shaped leaves in early spring.

Height: 20'-30' Foliage: Green

Spread: 20'-30' Shape: Round

Fall color: Yellow Elevation: 6,000'



## SHADE & ORNAMENTAL TREES

### *Cercis Canadensis 'Alba'*

### White redbud

Small white flowers, appear in early spring on leafless branches.  
Thrives in moist, well drained soils.

Height: 20' - 30'    Foliage: Green  
Spread: 20' - 30'    Shape: Round  
Fall color: Yellow



### *Cercis canadensis 'Lavender Twist'*    Lavender Twist® Redbud

Weeping, compact tree has slightly zigzagging branches that create a lattice work of foliage. Magenta buds open to rosy pink flowers.

Height: 5' - 6'    Foliage: Green  
Spread: 7' - 8'    Shape: Weeping  
Fall color: Yellow    Elevation: 6,000'



### *Cercis canadensis 'Forest Pansy'*    Forest Pansy Redbud

Small tree often grown as a clump. Known for its dark pink flowers which appear before its heart-shaped leaves in early spring.

Height: 25' - 20'    Foliage: Deep Purple to Bronze  
Spread: 20' - 25'    Shape: Upright  
Fall color: Yellow    Elevation: 6,000'



### *Cornus controversa 'June Snow'*    June Snow Dogwood

Flat topped cluster of white flower in spring produce blue-black berries in fall.

Height: 20' - 30'    Foliage: Green  
Spread: 30' - 40'    Shape: Spreading  
Fall color: Orange-red to purple    Elevation: 6,000'



### *Crataegus ambigua*    Russian Hawthorn

Small tree or large shrub that has a dense vase shape. Has white flowers and red berries. THORNS.

Height: 15' - 25'    Foliage: Green  
Spread: 12' - 20'    Shape: Vase  
Fall color: Orange and Red    Elevation: 9,500'



### *Crataegus crus-galli 'Inermis'*    Thornless Cockspur Hawthorn

Small tree or large shrub with a rounded horizontal shape. White flowers in late spring; red berries fall-winter. THORNLESS.

Height: 15' - 22'    Foliage: Green  
Spread: 15' - 20'    Shape: Round  
Fall color: Orange Red    Elevation: 8,000'



### *Crataegus laevigata 'Superba'*    Crimson Cloud Hawthorn

Stunning crimson flowers in spring. Red persistent berries from fall into winter make this tree interesting year round.

Height: 15' - 20'    Foliage: Green  
Spread: 12' - 18'    Shape: Oval  
Fall color: N/A    Elevation: 6,000'



## SHADE & ORNAMENTAL TREES

### *Crataegus phaenopyrum* **Washington Hawthorn**

Small tree or large shrub. Upright in youth becoming oval with age. Single white flowers, red berries. THORNS.

Height: 20'- 25' Foliage: Green  
Spread: 15'- 25' Shape: Broad Oval  
Fall color: Scarlet Elevation: 6,500'



### *Crataegus viridis 'Winter King'* **Winter King Hawthorn**

Large white flower clusters are followed by bright red fruit that persists into winter. Bark exfoliates with age. THORNS.

Height: 15'- 20' Foliage: Green  
Spread: 12'- 18' Shape: Vase  
Fall color: Purple/Red/Gold Elevation: 7,500'



### *Fagus sylvatica 'Dawyck Purple'* **Dawyck Beech**

Tall columnar tree has foliage which emerges coppery-bronze, maturing to deep purple. Prefers moist, well- drained soil.

Height: 40'- 50' Foliage: Deep purple  
Spread: 10'-12' Shape: Columnar, fastigate



### *Fagus sylvatica 'Roseomarginata'* **Tricolor Beech**

Beautiful foliage has splashes of rose, pink and cream. Great lawn tree.

Height: 30'- 40' Foliage: Tricolor  
Spread: 20'- 30' Shape: Oval  
Fall color: N/A Elevation: 7,000'



### *Fraxinus americana 'Autumn Purple'* **Autumn Purple® Ash**

A uniform, quick-growing pyramidal to rounded tree. Has consistent outstanding fall color. SEEDLESS.

Height: 40'- 60' Foliage: Green  
Spread: 40'- 50' Shape: Round/Oval  
Fall color: Purple/Red Elevation: 6,500'



### *Fraxinus pennsylvanica 'Marshall'* **Marshall Ash**

Upward curving branches form an irregularly round head. Glossy green leaflets turn yellow in fall. SEEDLESS.

Height: 50'- 60' Foliage: Green  
Spread: 40'- 50' Shape: Irregular  
Fall color: Yellow Elevation: 8,500'



### *Fraxinus pennsylvanica 'Patmore'* **Patmore Ash**

A more uniform and symmetrical conical to rounded ash with an ashy grey bark with diamond-like pattern. SEEDLESS.

Height: 40'- 50' Foliage: Green  
Spread: 30'- 40' Shape: Upright Oval  
Fall color: Yellow Elevation: 8,500'



## SHADE & ORNAMENTAL TREES

### *Fraxinus pennsylvanica* 'Summit' **Summit Ash**

Upward curving branches form a uniform, oval crown. Glossy green leaflets which turn yellow in fall. SEEDLESS.

Height: 50'-60' Foliage: Green  
Spread: 25'-30' Shape: Oval  
Fall color: Yellow Elevation: 8,500'



### *Ginkgo biloba* 'Autumn Gold' **Autumn Gold Ginkgo**

A fruitless male strain. Unique fan-shaped foliage

Height: 25'-45' Foliage: Green  
Spread: 30'-35' Shape: Pyramidal  
Fall color: Yellow Elevation: 5,500'



### *Ginkgo biloba* 'Magyar' **Magyar Ginkgo**

A seedless strain with unique fan-shaped foliage.

Height: 40'-50' Foliage: Green  
Spread: 30'-40' Shape: Pyramidal  
Fall color: Bright yellow Elevation: 6,000'



### *Gleditsia triacanthos inermis*. 'Imperial' **Imperial® Honeylocust**

Small oval leaflets adorn this tightly rounded tree. Bright green summer color and light yellow in fall. THORNLESS.

Height: 30'-40' Foliage: Green  
Spread: 30'-40' Shape: Round  
Fall color: Yellow Elevation: 6,500'



### *G. triacanthos inermis*. 'Shademaster' **Shademaster® Honeylocust**

An airy rounded tree, with small oval true green leaves. Has an open and airy feel. THORNLESS.

Height: 40'-60' Foliage: Green  
Spread: 30'-40' Shape: Open Round  
Fall color: Yellow Elevation: 6,500'



### *Gleditsia triacanthos inermis* 'Skyline' **Skyline® Honeylocust**

A pyramidal form of honeylocust with larger, darker green leaves than other varieties. THORNLESS.

Height: 40'-50' Foliage: Green  
Spread: 30'-40' Shape: Pyramidal  
Fall color: Yellow Elevation: 6,500'



### *G. triacanthos inermis* 'Sunburst' **Sunburst® Honeylocust**

Leaflets emerge yellow in spring then become green as they mature. THORNLESS.

Height: 30'-40' Foliage: Green  
Spread: 30'-40' Shape: Round  
Fall color: Yellow Elevation: 6,500'



## SHADE & ORNAMENTAL TREES

### *Gymnocladus dioicus* **Kentucky Coffee Tree**

A very large and statuesque tree. Large, pinnately compound medium green leaves. White flower clusters in early summer.

Height: 50'- 60'    Foliage: Green  
Spread: 30'- 40'    Shape: Irregular Oval  
Fall color: Yellow                      Elevation: 7,500'



### *G. dioicus* 'Espresso-JFS' **Espresso™ Kentucky Coffee Tree**

A very large and statuesque tree. Large, pinnately compound medium green. White flower clusters in early summer. SEEDLESS.

Height: 45'- 50'    Foliage: Green  
Spread: 30'- 35'    Shape: Irregular Oval  
Fall color: Yellow                      Elevation: 7,500'



### *Heptacodium miconioides* **Seven-Son Flower**

Small tree to large shrub. Late summer flowers are fragrant white clusters which turn red and persist into fall. Interesting exfoliating bark.

Height: 15'- 20'    Foliage: Glossy green  
Spread: 10'- 15'    Shape: Vase  
Fall color: Orange-red                      Elevation: 5,500'



### *Koelreuteria paniculata* **Goldenrain Tree**

A small ornamental tree grown for its stunning yellow flowers which are followed by papery lantern-like seed pods.

Height: 20'- 30'    Foliage: Green  
Spread: 20'- 30'    Shape: Broad  
Fall color: Yellow                      Elevation: 6,000'



### *Koelreuteria paniculata* 'Gocanzam' **Golden Candle Goldenrain Tree**

This columnar tree produces gold flowers in the summer. Great for tight spaces.

Height: 35'                      Foliage: Green  
Spread: 4'                      Shape: Columnar, fastigate  
Fall color: Gold                      Elevation: 6,000'



### *Magnolia* **Magnolia**

Early spring brings white to lavender saucer-shaped flowers on this small tree/large shrub. A taste of the South.

<u>Variety</u>	<u>Flower Color</u>
Royal Star (15'x 10')	White
Saucer (30'x 25')	Lavender

Height: Varies    Foliage: Green  
Spread: Varies    Shape: Round  
Fall color: Yellow                      Elevation: 6,000'





## SHADE & ORNAMENTAL TREES

### *Malus 'Branzam'*

### Brandywine Crabapple

Fragrant, double rose- pink flowers in spring followed by edible chartreuse fruit in fall.



Height: 15'- 20' Foliage: Green with reddish tint

Spread: 15'- 20' Shape: Upright, spreading

Fall color: Reddish orange to purple Elevation: 6,500'

### *Malus 'Bailears'*

### Ruby Tears Crabapple

Pink blooms and burgundy foliage along with naturally weeping branches are a hallmark of this tree. Showy red fruit in fall and winter.

Height: 8-10' Foliage: Burgundy

Spread: 12'-15' Shape: Weeping

Fall color: Red Elevation: 6,500'



### *Malus 'Coralcole'*

### Coralburst® Crabapple

A slow growing and dainty flowering crab. Red buds open to semi-double, rose-colored flowers. Bronze fruit is not persistent.

Height: 10'-12' Foliage: Green

Spread: 10'-12' Shape: Round

Fall color: N/A Elevation: 6,500'



### *Malus 'Indian Magic'*

### Indian Magic Crabapple

Flowering crabapple with deep pink flowers in spring. Has persistent elongated reddish orange fruit that turns golden-orange.

Height: 15'- 20' Foliage: Green

Spread: 15'- 20' Shape: Round

Fall color: Yellow/Red Elevation: 7,500'



### *Malus x 'JFS-KW5'*

### Royal Raindrops® Crabapple

Upright spreading tree with glossy purple cutleaf leaves. It produces single pinkish-red flowers and dark red fruit.

Height: 15'- 20' Foliage: Purple

Spread: 12'- 15' Shape: Upright

Fall color: Orange-Red Elevation: 7,000'



### *Malus 'Perfect Purple'*

### Perfect Purple Crabapple

Deep pink blooms and dark purple foliage make for an attractive tree. Very cold hardy.

Height: 18-20' Foliage: Green

Spread: 18'-20' Shape: Rounded

Fall color: N/A Elevation: 6,500'



### *Malus 'Prairiefire'*

### Prairiefire Crabapple

Red spring leaves matures to dark green. Red flower buds open to dark fuchsia flowers. Persistent purple-red fruit.

Height: 15'- 20' Foliage: Green

Spread: 15'- 20' Shape: Round

Fall color: Red-Orange Elevation: 8,000'



## SHADE & ORNAMENTAL TREES

### *Malus 'Radiant'*

### Radiant Crabapple

Leaves emerging purplish-red, turning bronze green. Single, deep-pink flowers in spring and bright red, apple-shaped fruit in fall.

Height: 20'-25' Foliage: Green

Spread: 15'-20' Shape: Round

Fall color: Yellow/Orange Elevation: 8,500'



### *Malus sargentii*

### Sargentina Crabapple

A small rounded dwarf tree. Bright red buds open to white flowers in spring. Small ornamental red fruit is great for wildlife. Excellent disease resistance.

Height: 6'-8' Foliage: Green

Spread: 8'-10' Shape: Round

Fall color: Yellow



### *Malus 'Spring Snow'*

### Spring Snow Crabapple

A dense, upright crabapple with fragrant snow-white flowers in spring. FRUITLESS.

Height: 20'-25' Foliage: Green

Spread: 20'-25' Shape: Upright Oval

Fall color: Yellow Elevation: 8,500'



### *Malus 'Sutyzam'*

### Sugar Tyme® Crabapple

Fragrant white flowers in the spring. Persistent red fruit through winter.

Height: 15'-18' Foliage: Green

Spread: 12'-15' Shape: Upright Oval

Fall color: N/A Elevation: Unknown



### *Malus 'Thunderchild'*

### Thunderchild Crabapple

A semi-dwarf crabapple. Single, deep-pink flowers appear before showy purple foliage. Persistent purple fruit.

Height: 15'-20' Foliage: Purple

Spread: 10'-15' Shape: Upright

Fall color: Purple Elevation: 8,000'



### *Morus alba 'Chaparral'*

### Chaparral Weeping Mulberry

An interesting focal point. This male weeping mulberry is fruitless, has cascading branches and glossy green leaves.

Height: 10'-15' Foliage: Green

Spread: 10'-16' Shape: Weeping

Fall color: Yellow Elevation: Unknown



### *Populus x acuminata*

### Lanceleaf Cottonwood

A hardy, fast-growing native seedless cottonwood. Has a very dense upright habit with glossy dark green leaves.

Height: 40'-60' Foliage: Green

Spread: 30'-40' Shape: Upright Round

Fall color: Yellow Elevation: 8,500'



## SHADE & ORNAMENTAL TREES

### *Populus angustifolia*

### Narrowleaf Cottonwood

A hardy fast growing native seedless cottonwood. Has a very dense oval to pyramidal habit with long willow like leaves. Suckers.

Height: 30'- 50' Foliage: Green

Spread: 20'- 30' Shape: Upright Oval

Fall color: Yellow

Elevation: 10,000'



### *Populus sargentii* 'Jeronimus'

### Jeronimus Cottonwood

Large, triangular, soft-green leaves and a fast growth rate make this a popular tree. Has a straighter trunk than sargentii.

Height: 60'- 80' Foliage: Green

Spread: 50'- 60' Shape: Broad Oval

Fall color: Yellow

Elevation: 6,500'



### *Populus tremula* 'Erecta'

### Swedish Columnar Aspen

Flat, rounded green leaves flutter and rustle in the breeze Great for small spaces or as a screen. Well adapted to very cold climates.

Height: 30'- 40' Foliage: Green

Spread: 10'- 15' Shape: Columnar

Fall color: Orange

Elevation: 9,500'



### *Populus tremuloides*

### Quaking Aspen

The showy white bark of this tree is as interesting as its leaves which quake in even the slightest breeze. Produces shoots.

Height: 20'- 50' Foliage: Green

Spread: 20'- 30' Shape: Upright Round

Fall color: Gold

Elevation: 10,000'



### *Prunus cerasifera* 'Cipriozam'

### Crimson Pointe Plum

Narrow growing plum tree with standard purple foliage.

Pinkish-white flowers appear before foliage. Very cold hardy.

Height: 20'- 25' Foliage: Glossy purple

Spread: 5'- 10' Shape: Columnar, fastigiate

Fall color: Purple

Elevation: 6,500'



### *Prunus cerasifera* 'Newport'

### Newport Plum

Single pale pink flowers appear in the spring, followed by maroon foliage for summer. Sparse, edible purple fruit in fall.

Height: 15'- 20' Foliage: Maroon

Spread: 15'- 20' Shape: Upright Round

Fall color: N/A

Elevation: 6,500'



### *Prunus* 'Frankthrees'

### Mt. St. Helen's® Plum

Very hardy plum. Pink flowers in spring, followed by lasting purple foliage for summer. Very little to no edible purple fruit in fall..

Height: 20' Foliage: Purple

Spread: 20' Shape: Round

Fall color: N/A

Elevation: 6,500'



## SHADE & ORNAMENTAL TREES

### *Prunus maackii*

### Amur Chokecherry

Ornamental tree with beautiful reddish-brown flaking bark. Fragrant, white flowers in spring followed by black fruit.

Height: 30'-40' Foliage: Green

Spread: 25'-35' Shape: Round

Fall color: Yellow

Elevation: 6,500



### *Prunus padus* 'Merlot'

### Bird Cherry

This tree has lots of showy white flowers in early May. Green new foliage turns reddish purple as it matures. Does not sucker

Height: 30' - 40' Foliage: Red Purple

Spread: 15' - 20' Shape: Round

Fall color: Red Purple

Elevation: 7,000'



### *Prunus x* 'Pisnshzam'

### Pink Snow Showers Cherry

Graceful weeping tree with double pink flowers in spring.

This tree has lots of showy white flowers in early May. Green new foliage turns reddish purple as it matures. Does not sucker

Height: 25' Foliage: Glossy green

Spread: 25' Shape: Weeping

Fall color: Deep golden

Elevation: Unknown



### *Prunus nigra* 'Princess Kay'

### Princess Kay Plum

Start the spring off with a bang. This tree has fragrant, showy, white double flowers that contrast beautifully with its dark bark.

Height: 15' - 25' Foliage: Green

Spread: 10' - 15' Shape: Upright

Fall color: Red

Elevation: 7,000'



### *Prunus sargentii* 'JFS-KW58'

### Pink Flair® Cherry

Fragrant pink flowers bloom later than most cherries. Great for late frost areas.

Height: 25' Foliage: Green

Spread: 15' Shape: Upright narrow vase

Fall color: Orange-red

Elevation: 6,000'



### *Prunus x* 'Snofozam'

### Snow Fountains® Weeping Cherry

Cascading branches give the appearance of a white or snow fountain when covered with pure white flowers in early spring.

Height: 8' - 12' Foliage: Green

Spread: 6' - 8' Shape: Weeping

Fall color: Gold/Orange

Elevation: 6,000'



### *Prunus virginiana* 'Shubert'

### Canada Red Chokecherry

Leaves emerge green, turn purple in summer. Has white flowers in spring and maroon fruit in summer. Has a tendency to sucker.

Height: 20' - 30' Foliage: Purple

Spread: 15' - 25' Shape: Round

Fall color: Same

Elevation: 9,000'



## SHADE & ORNAMENTAL TREES

### *Prunus x yedoensis*

### Yoshino Cherry

Famous for the annual Cherry blossom festival in Washington, D.C. Pink tinged white flowers in spring produce cherries for wildlife.

Height: 20'- 25' Foliage: Glossy green  
Spread: 20'- 25' Shape: Upright, spreading  
Fall color: Yellow Elevation: 6,000'



### *Pyrus calleryana 'Autumn Blaze'*

### Autumn Blaze Pear

White flowers in the spring. Leaves emerge with red tint and turn glossy green. Earliest callery pear to develop fall color.

Height: 25'- 30' Foliage: Glossy Green  
Spread: 20'- 25' Shape: Pyramid  
Fall color: Red Elevation: 7,500'



### *Pyrus calleryana 'Capital'*

### Capital Pear

White flowers in the spring. Leaves emerge with red tint and turn glossy green. Earliest callery pear to develop fall color.

Height: 30'- 35' Foliage: Glossy Green  
Spread: 10'- 12' Shape: Columnar  
Fall color: Reddish Purple Elevation: 6,000'



### *Pyrus calleryana 'Chanticleer'* Cleveland/Chanticleer® Pear

A dense, narrow tree. Also known in the trade as Cleveland Select. May be less susceptible to damage from late spring freezes.

Height: 30'- 40' Foliage: Glossy Green  
Spread: 12'- 15' Shape: Pyramid  
Fall color: Burgundy Elevation: 6,000'



### *Pyrus calleryana 'Jaczam'*

### Jack® Pear

White flowers in the spring. Leaves emerge with red tint and turn glossy green. Earliest callery pear to develop fall color.

Height: 12'- 16' Foliage: Dark Green  
Spread: 8'- 10' Shape: Compact  
Fall color: Red Elevation: 6,000'



### *Pyrus ussurensis 'MorDak'*

### Prairie Gem® Pear

White flowers in spring appear before leaves. Only fruits if cross pollinated. Variable fall colors!

Height: 20'- 25' Foliage: Glossy Green  
Spread: 15'- 20' Shape: Pyramid  
Fall color: Yellow/Red Elevation: 7,000'



### *Quercus bicolor*

### Swamp White Oak

Stately tree well adapted to wet, poorly drained soils. Green, rounded-lobed leaves turn yellow brown to red in fall.

Height: 40'- 60' Foliage: Green  
Spread: 40'- 60' Shape: Round  
Fall color: Yellow/Red Elevation: 6,000'



## SHADE & ORNAMENTAL TREES

### *Quercus buckleyi*

### Texas Red Oak

A medium sized, drought tolerant red oak.

Height: 30' - 50' Foliage: Green

Spread: 30' - 40' Shape: Round

Fall color: Red to orange Elevation: 5,500'



### *O. alba x O. Robur 'Crimshmidt'*

### Crimson Spire™ Oak

Large, vertical interest. Green summer foliage turns red in fall, then fades to brown and persists through winter.

Height: 40' - 60' Foliage: Green

Spread: 15' - 20' Shape: Tight Column

Fall color: Red Elevation: 6,000'



### *Quercus coccinea*

### Scarlet Oak

A large broadly oval shade tree. Glossy dark green leaves often turns vibrant shades of red in fall.

Height: 60' - 70' Foliage: Green

Spread: 40' - 45' Shape: Open Round

Fall color: Red Elevation: 8,000'



### *Quercus gambelii*

### Gambel Oak

A Rocky Mountain native. This small tree or large shrub has shiny, dark green, lobed leaves and acorns with scaly cups. Xeric.

Height: 10' - 30' Foliage: Green

Spread: 12' - 20' Shape: Irregular

Fall color: Yellow to Red Elevation: 8,000'



### *Quercus macrocarpa*

### Bur Oak

Develops a massive trunk and corky branches with age making it a very majestic tree. Fringed acorn cap is distinctive. Xeric

Height: 50' - 80' Foliage: Green

Spread: 50' - 80' Shape: Broad Round

Fall color: Yellow/Brown Elevation: 6,500'



### *Quercus muehlenbergii*

### Chinkapin Oak

A medium size white oak. Durable and adaptable.

Height: 45' - 60' Foliage: Glossy green

Spread: 45' - 60' Shape: Rounded, open

Fall color: Yellow to brown Elevation: 6,500'



### *Quercus robur*

### English Oak

A fast growing oak with stout spreading branches. Very tolerant of adverse conditions. Holds leaves over winter.

Height: 40' - 60' Foliage: Green

Spread: 30' - 40' Shape: Round

Fall color: Yellow Elevation: 6,000'



## SHADE & ORNAMENTAL TREES

### *Quercus robur* 'Fastigiata'

### Columnar English Oak

A dense columnar tree whose branches begin low on the trunk and are very upright in habit.

Height: 40'- 50'    Foliage: Green  
Spread: 15'- 20'    Shape: Columnar  
Fall color: Yellow                      Elevation: 6,000'



### *Quercus robur* 'Skyrocket'

### Skyrocket Oak

A lovely tree that is uniformly more narrow than a typical columnar oak. Excellent for street plantings.

Height: 35'- 40'    Foliage: Green  
Spread: 12'- 15'    Shape: Fastigiate  
Fall color: Yellow Brown              Elevation: 6,000'



### *Quercus rubra*

### Northern Red Oak

A lovely well-balanced stately oak. Summer's dark green leaves that are grayish-white beneath, turn russet to wine red in the fall.

Height: 60'- 70'    Foliage: Green  
Spread: 50'- 60'    Shape: Round  
Fall color: Red                              Elevation: 6,000'



### *Quercus robur x bicolor* 'Long'

### Regal Prince® Oak

A cross between Columnar English Oak and Swamp White Oak with dark green leathery leaves. Narrow, upright and very hardy.

Height: 40'- 60'    Foliage: Green  
Spread: 20'- 25'    Shape: Columnar  
Fall color: Yellow Brown              Elevation: 6,000'



### *Quercus shumardii*

### Shumard Oak

A medium sized red oak which is tolerant of wet sites but tolerates dry conditions as well.

Height: 40'- 60'    Foliage: Glossy Green  
Spread: 30'- 40'    Shape: Broadly Oval  
Fall color: Brownish-red              Elevation: 6,000'



### *Robinia pseudoacacia* 'Purple Robe'

### Purple Robe Locust

Late spring brings racemes of violet purple, fragrant flowers. New foliage is purple tinted and matures to a bronze green. Suckers.

Height: 35'- 40'    Foliage: Green  
Spread: 25'- 30'    Shape: Round  
Fall color: Yellow                              Elevation: 6,500'



### *Salix* 'Prairie Cascade'

### Prairie Cascade Weeping Willow

A hardy weeping willow for the west and mid-west. Yellow stems provide winter interest. A great specimen plant in moist areas.

Height: 35'- 45'    Foliage: Green  
Spread: 35'- 45'    Shape: Weeping  
Fall color: Yellow                              Elevation: 6,500'



## SHADE & ORNAMENTAL TREES

### *Sophora japonica*

### Japanese Pagoda Tree

Also known as the Chinese Scholar Tree, its olive green bark becomes brownish grey. White mildly fragrant flowers late summer.

Height: 35'- 40'    Foliage: Green

Spread: 30'- 35'    Shape: Round

Fall color: Yellow

Elevation: 7,000'



### *Sorbus aucuparia*

### European Mountain Ash

Showy clusters of white flowers in May followed by abundant orange-red fall berries that attract birds.

Height: 25'- 30'    Foliage: Dark Green

Spread: 20'- 25'    Shape: Round

Fall color: Orange Red

Elevation: 7,500'



### *S. aucuparia 'Michred'*

### Cardinal Royal® Mountain Ash

A strain of European mountain ash that has a straighter trunk. Clusters of white flowers result in brilliant red berries in early fall.

Height: 25'- 30'    Foliage: Dark Green

Spread: 15'- 20'    Shape: Round

Fall color: Rusty Red

Elevation: 7,500'



### *Syringa reticulata*

### Japanese Lilac Tree

An ornamental small tree or large shrub with large clusters of creamy white fragrant flowers in late spring. Exfoliating bark.

Height: 15'- 25'    Foliage: Deep Green

Spread: 15'- 25'    Shape: Round

Fall color: N/A

Elevation: 6,500'



### *Tilia americana*

### American Sentry Linden

Smooth bark. Large heart shaped leaves, sweet fragrant spring flowers.

Height: 40'- 60'    Foliage: Green

Spread: 30'- 40'    Shape: Symmetrical Pyramid

Fall color: Golden

Elevation: 6,500'



### *Tilia americana 'Redmond'*

### Redmond Linden

A beautiful pyramidal shade tree with large leaves. Has an added bonus of wonderfully fragrant pale yellow flowers in early summer.

Height: 40'- 50'    Foliage: Green

Spread: 30'- 40'    Shape: Pyramid

Fall color: Yellow

Elevation: 6,000'



### *Tilia cordata 'Glenleven'*

### Glenleven Linden

A fast-growing linden with a very straight trunk and more open canopy. Small, fragrant pale yellow flowers in early summer.

Height: 35'- 45'    Foliage: Green

Spread: 20'- 35'    Shape: Pyramid

Fall color: Yellow

Elevation: 6,000'





## SHADE & ORNAMENTAL TREES

### *Tilia cordata* 'Greenspire'

### Greenspire® Linden

A good medium-sized shade tree with a symmetrical, dense pyramidal form. Summer brings tiny, aromatic, pale yellow flowers.

Height: 30'-40' Foliage: Green

Spread: 20'-30' Shape: Pyramid

Fall color: Yellow

Elevation: 6,000'



### *Ulmus* 'Frontier'

### Frontier Elm

A medium sized hybrid Elm with great disease resistance.

Unusual burgundy-red fall color on this Elm variety.

Height: 25'-35' Foliage: Glossy green

Spread: 15'-25' Shape: Oval

Fall color: Burgundy-red

Elevation: 6,000'



### *Ulmus* 'JFS-Bieberich'

### Emerald Sunshine® Elm

A small sized hybrid Elm tree that is very tolerant of poor conditions.

Height: 30'-35' Foliage: Deep green

Spread: 20'-25' Shape: Vase

Fall color: Bright yellow

Elevation: 6,000'



### *Ulmus* 'Morton'

### Accolade Elm

Hybrid, disease resistant variety. Very tough and adaptable.

Height: 60'-70' Foliage: Glossy green

Spread: 40'-50' Shape: Vase

Fall color: Yellow

Elevation: 6,000'



### *Ulmus* 'Morton Glossy'

### Triumph Elm

Adaptable hybrid Elm with large leaves and disease resistance.

Height: 50'-60' Foliage: Glossy green

Spread: 30'-40' Shape: Oval to Vase

Fall color: Yellow

Elevation: 6,000'



### *Ulmus wilsoniana* 'Prospector'

### Prospector Elm

A fast growing, disease resistant hybrid Elm tree. Foliage emerges red-orange, then turns green.

Height: 40'-50' Foliage: Glossy green

Spread: 25'-30' Shape: Vase

Fall color: Yellow

Elevation: 6,000'



# CONIFERS

## *Abies concolor*

## White Fir

A beautiful pyramidal evergreen with long bluish-green flexible needles. The soft needles are aromatic when crushed.

Height: 40'- 60'    Foliage: Blue Green  
Spread: 20'- 30'    Shape: Pyramid  
Elevation: 10,000'



## *Picea abies 'Cupressina'*

## Columnar Norway Spruce

A narrow form for areas where a strong vertical accent is needed. Withstands snow loads better than other fastigiated types.

Height: 20'- 30'    Foliage: Green  
Spread: 8'- 10'    Shape: Fastigate  
Elevation: 7,000'



## *Picea abies 'Little Gem'*

## Little Gem Norway Spruce

A dense, naturally flat topped spruce, requiring practically no maintenance.

Height: 2'- 3'    Foliage: Green  
Spread: 2'- 3'    Shape: Round  
Elevation: 8,000'



## *Picea abies 'Nidiformis'*

## Bird's Nest Spruce

A low, compact spruce with light green new foliage that turns dark green with age. Center depression gives plant its name.

Height: 3'- 4'    Foliage: Green  
Spread: 3'- 6'    Shape: Broad  
Elevation: 8,000'



## *Picea abies 'Pendula'*

## Weeping Norway Spruce

Great evergreen accent tree with weeping, spreading branches. Perfect for weeping over walls

Height: 3'    Foliage: Rich green  
Spread: 6'- 10'    Shape: Spreading  
Elevation: 6,000'



## *P. abies 'Sherwood Compact'*    Sherwood Cmpt. Norway Spruce

A narrow, upright-growing evergreen with medium green needles. It can be used as a specimen or in narrow areas.

Height: 15'- 25'    Foliage: Green  
Spread: 10'- 15'    Shape: Upright Narrow  
Elevation: 8,000'



## CONIFERS

### *Picea bicolor* 'Howell's Dwarf'

### Alcock's Spruce

*Picea bicolor* is synonymous with *Picea alcoquiana*. Two-toned needles, silver-blue on bottom and green to yellow on top. A good, hardy dwarf conifer that forms a mound. Flat topped bush when young can develop into a pyramidal form if leaders are kept untrimmed. Forms reddish purple cones in the spring. 'Howell's Dwarf' is synonymous with 'Howell's Dwarf Tiger Tail'.

Height: 4' - 6'      Foliage Green/Silver Blue  
Spread: 2' - 5'      Shape: Mound



### *Picea glauca* 'Conica'

### Dwarf Alberta Spruce

A small tightly upright evergreen. Has petite needles and is slow growing. Needs some protection from wind and winter sun.

Height: 5' - 7'      Foliage: Light Green  
Spread: 2' - 3'      Shape: Cone  
Elevation: 6,500'



### *Picea glauca* 'Densata'

### Black Hills Spruce

Symmetrical cone shape with a dense, compact habit. Nice as a landscape accent or makes a great windbreak or screen.

Height: 20' - 40'      Foliage: Blue/Green  
Spread: 10' - 15'      Shape: Cone  
Elevation: 6,500'



### *Picea Glauca* 'Pendula'

### Weeping White Spruce

Covered with short, densely packed needles, this graceful weeping Spruce is an excellent accent tree.

Height: 20' - 30'      Foliage: Green  
Spread: 6' - 10'      Shape: Columnar



### *Picea omorika* 'Nana'

### Dwarf Serbian Spruce

Dwarf evergreen shrub forms a dense, globe shaped mound. Can make a nice hedge or tall border

Height: 10'      Foliage: Blue/Green  
Spread: 10'      Shape: Round  
Elevation: 7,500'



### *Picea pungens*

### Colorado Spruce

A lovely conical evergreen with short stiff needles. Color ranges from green to silvery blue. Nothing says Colorado like a spruce.

Height: 40' - 60'      Foliage: Green/Blue  
Spread: 20' - 30'      Shape: Pyramid  
Elevation: 10,000'



## CONIFERS

### *Picea pungens* 'Baby Blue'

### Baby Blue Spruce

A semi-dwarf variety of Colorado spruce, much brighter blue color than most cultivars. Grows only a couple of inches per year.

Height: 25' - 35' Foliage: Blue  
Spread: 15' - 20' Shape: Pyramid  
Elevation: 7,500'



### *Picea pungens* 'Baby Blue Eyes'

### Baby Blue Eyes Spruce

A dwarf variety of Colorado spruce. A lighter, silvery blue color than most cultivars.

Height: 15' - 20' Foliage: Blue  
Spread: 6' - 10' Shape: Pyramid  
Elevation: 7,500'



### *Picea pungens* 'Bakeri'

### Bakeri Spruce

A dwarf variety of Colorado spruce selected for its silvery blue color. Retains a symmetrical shape.

Height: 20' - 30' Foliage: Blue  
Spread: 10' - 15' Shape: Pyramid  
Elevation: 8,000'



### *Picea pungens* 'Fastigiata'

### Columnar Blue Spruce

A shorter and columnar variety of Colorado spruce. It is very narrow and upright with a bright blue color.

Height: 20' - 30' Foliage: Blue  
Spread: 6' - 10' Shape: Columnar  
Elevation: 9,000'



### *Picea pungens* 'Fat Albert'

### Fat Albert Spruce

A selection of Colorado spruce chosen for its straight central leader and ability to maintain a symmetrical shape.

Height: 30' - 40' Foliage: Blue  
Spread: 20' - 25' Shape: Pyramid  
Elevation: 10,000'



### *Picea pungens* 'Glauca Globosa'

### Globe Spruce

A round form of Colorado spruce. Does not develop a leader thus retaining its rounded shape.

Height: 4' - 10' Foliage: Blue/Green  
Spread: 4' - 10' Shape: Round  
Elevation: 10,000'



### *Picea pungens* 'Hoopsi'

### Hoopsi Spruce

One of the bluest cultivars of Colorado spruce out there. Broad upright irregular shape.

Height: 25' - 30' Foliage: Blue  
Spread: 10' - 12' Shape: Irregular  
Elevation: 10,000'



## CONIFERS

### *Picea pungens 'Mesa Verde'*

### Mesa Verde Spruce

Mesa Verde Spruce is a dense multi-stemmed evergreen shrub with a ground-hugging habit of growth. It features dusty-blue pointy needles, tends to crawl along the ground and over rocks or walls; durable and hardy, an excellent choice for an evergreen groundcover.

Height: 18"- 24" Foliage: Dusty Blue Green  
Spread: 8'- 10' Shape: Spreading  
Elevation: 10,000'



### *P. pungens 'Mrs. Cesarini'*

### Mrs. Cesarini Green Spruce

A compact, rounded, flat-topped bush that at maturity is wider than high, with green needles. This dwarf Colorado green spruce is very similar to the Globe Blue Spruce, but with green needles instead. It is a very hardy, tough shrub that will offer year round color.

Height: 4'- 5' Foliage: Green  
Spread: 3'- 4' Shape: Rounded  
Elevation: 9,000'



### *Picea pungens 'Montgomery'*

### Montgomery Spruce

A round form of Colorado spruce. May develop a leader becoming more conical in form. Otherwise very similar to globe spruce.

Height: 6'- 10' Foliage: Blue/Green  
Spread: 6'- 10' Shape: Round  
Elevation: 10,000'



### *Picea pungens 'Pendula'*

### Weeping Blue Colorado Spruce

Large weeping blue to green Spruce. Needs to be staked when young, or it will become a large groundcover. Picturesque as it ages and develops character. Give it room to get large.

Height: 20'- 30' Foliage: Green  
Spread: 25'- 30' Shape: Low Rounded  
Elevation: 9,000'



### *Picea Pungens 'Sester Dwarf'*

### Sester Blue Dwarf Colorado Spruce

A perfectly shaped dwarf blue spruce that requires no pruning to keep its shape.

Height: 6'-8' Foliage: Blue  
Spread: 3'-5' Shape: Pyramid  
Elevation: 9,000'



### *P. pungens 'St. Mary's Broom'*

### St. Mary's Broom Dwarf Spruce

A dwarf, blue, bun-shaped selection, this slow-growing plant has relatively long, widely-angled needles. It reliably maintains a mounding or globose habit, without any tendency to develop a leader.

Height: 1'- 2' Foliage: Green  
Spread: 2'- 3' Shape: Low Rounded  
Elevation: 9,000'



## CONIFERS

### *Pinus aristata*

### Bristlecone Pine

A shrubby evergreen. Has short needles with specks of white resin and oval cones. Sometimes referred to as a foxtail pine.

Height: 20'- 30'    Foliage: Green  
Spread: 15'- 20'    Shape: Open Irregular  
Elevation: 11,000'



### *Pinus Banksiana*

### Jack Pine

A hearty tree, tolerant of poor, sandy soil and windy sites. Normally has thin open foliage.

Height: 40'- 50'    Foliage: Green  
Spread: 30'        Shape: Pyramid



### *Pinus banksiana 'Uncle Fogy'*

### Uncle Fogy Jack Pine

A spreading and trailing shrub, its wildly undulating, pendulous branches give it an unique, overall shape.

Height: 4'- 6'        Foliage: Green  
Spread: 6'- 8'        Shape: Mounding  
Elevation: 8,000'



### *Pinus cembra*

### Swiss Stone Pine

More open and somewhat flat-topped with drooping branches when mature.

Height: 25'- 35'    Foliage: Blue Green to Green  
Spread: 10'- 20'    Shape: Conical Pyramidal  
Elevation: 7,500'



### *Pinus densiflora 'Umbraculifera Compacta'*

### Tanvosho Pine

An umbrella-like head becomes flat-topped with age. The bark shows good orange color. Has pairs of medium-length needles .

Height: 6'- 8'        Foliage: Green  
Spread: 8'- 10'      Shape: Vase  
Elevation: 6,500'



### *Pinus edulis*

### Pinion Pine

A native rounded evergreen with cones of edible seeds. Has short stiff needles and rounded cones. Does not like to be overwatered.

Height: 20'- 30'    Foliage: Green  
Spread: 10'- 20'    Shape: Round  
Fall color: N/A                      Elevation: 7,500'



### *Pinus flexilis 'Vanderwolf's Pyramid'*

### Vanderwolf Pine

A selection of limber pine with twisted bluish-green needles, a uniform growth pattern and a pyramidal shape.

Height: 25'- 30'    Foliage: Green  
Spread: 15'- 25'    Shape: Pyramid  
Elevation: 9,500'



## CONIFERS

### *Pinus heldreichii* var. *leucodermis* **Bosnian Pine**

A nice, compact, slow-growing pine with stiff dark green needles. Cones are a unique purple-blue when young, then ripen to brown.

Height: 20' - 25'    Foliage: Green  
Spread: 10' - 12'    Shape: Pyramid  
Elevation: 6,000'



### *Pinus leucodermis* 'Compact Gem' **Compact Gem Bosnian Pine**

A narrow, columnar form of dwarf Bosnian Pine. Fits nicely in tighter garden spaces.

Height: 8' - 10'    Foliage: Mint Green  
Spread: 4' - 6'    Shape: Columnar  
Elevation: 6,000'



### *Pinus leucodermis* 'Mint Truffle' **Mint Truffle Bosnian Pine**

Fine textured, long, thin mint-green needles that emerge white.

Height: 8' - 10'    Foliage: Mint Green  
Spread: 8' - 10'    Shape: Broad Round  
Elevation: 6,000'



### *Pinus mugo* 'Big Tuna' **Big Tuna Mugo Pine**

Large, upright, rounded, boldly textured evergreen tree. Has moderate-length, dark-green needles.

Height: 6' - 8'    Foliage: Green  
Spread: 5' - 6'    Shape: Upright Round  
Elevation: 9,000'



## CONIFERS

### *Pinus mugo 'Columnaris'*

### Columnar Mugo Pine

A very narrow, upright mugo pine that is perfect for tight landscape spaces.

Height: 10' - 15'    Foliage: Dark Green  
Spread: 4' - 6'    Shape: Upright  
Elevation: 8,500'



### *Pinus mugo 'Pumilio'*

### Dwarf Mugo Pine

A small evergreen that is generally wider than it is tall. Has a uni-form habit and short green needles.

Height: 4' - 6'    Foliage: Green  
Spread: 6' - 8'    Shape: Mound  
Elevation: 8,500'



### *Pinus mugo 'Mops'*

### Mops Mugo Pine

A dense, rounded dwarf form of mugo pine. Will maintain a rounded shape without pruning.

Height: 2' - 3'    Foliage: Green  
Spread: 2' - 3'    Shape: Round  
Elevation: 9,000'



### *Pinus mugo 'Palouse'*

### Palouse Mugo Pine

Loose habit and larger size that is more typical of species.

Height: 3' - 5'    Foliage: Dark Green  
Spread: 4' - 6'    Shape: Round



### *Pinus Mugo 'Sherwood Compact'*

### Sherwood Compact Mugo Pine

The smallest of the true dwarf mugo pine. Dense habit and has densely needled stems that have golden tips in the winter.

Height: 2'    Foliage: Green  
Spread: 2'    Shape: Round  
Elevation: 9,000'



### *Pinus mugo 'Slowmound'*

### Slowmound Mugo Pine

A dense, dark-green, compact form of mugo pine. Does not require pruning to keep a rounded form. Slightly larger than 'Mops'.

Height: 3' - 5'    Foliage: Green  
Spread: 3' - 5'    Shape: Round  
Elevation: 9,000'



### *Pinus mugo 'Tannebaum'*

### Tannebaum Mugo Pine

A selection chosen for good winter color, compact pyramidal form and cold tolerance.

Height: 10' - 15'    Foliage: Green  
Spread: 6' - 8'    Shape: Pyramid  
Elevation: 9,000'





## CONIFERS

### *Pinus mugo* 'Whitebud'

### Whitebud Mugo Pine

A dense, low, compact form of mugo pine that maintains its shape. Waxy winter buds contrast with dark-green foliage.

Height: 2' - 3'      Foliage: Green  
Spread: 3' - 4'      Shape: Round  
Elevation: 9,000'



### *Pinus nigra*

### Austrian Pine

A medium-sized, pyramidal evergreen with shiny, 6-inch long green needles and glossy yellowish-brown cones.

Height: 40' - 60'      Foliage: Green  
Spread: 30' - 40'      Shape: Pyramid  
Elevation: 8,000'



### *Pinus nigra* 'Arnold Sentinel'

### Arnold Sentinel Pine

Densely packed dark green needles on more upright branches. Slow growing and tolerant of drought conditions.

Height: 20' - 25'      Foliage: Green  
Spread: 4' - 6'      Shape: Pyramid  
Elevation: 7,500'



### *Pinus nigra* 'Frank'

### 'Frank' Austrian Pine

This compact, upright form of pine is an excellent accent tree for contrasting rounded shrubs.

Height: 20' - 25'      Foliage: Dark Green  
Spread: 3' - 6'      Shape: Columnar  
Elevation: 7,000'



### *Pinus nigra* 'Helga'

### Helga Dwarf Austrian Pine

White buds contrast with dark green foliage on this good substitute for a mugo pine.

Height: 4' - 6'      Foliage: Dark Green  
Spread: 4' - 6'      Shape: Globe  
Elevation: 7,000'



### *Pinus nigra* 'Oregon Green'

### Oregon Green Austrian Pine

A dense, multi-stemmed evergreen with fine-textured foliage and a distinctive and refined pyramidal form.

Height: 18' - 20'      Foliage: Green  
Spread: 18' - 20'      Shape: Upright  
Elevation: 6,500'



### *Pinus ponderosa*

### Ponderosa Pine

Large, pyramidal evergreen tree with long, yellowish green needles. Cinnamon bark and cones add interest to this tree. NURSERY GROWN.

Height: 60' - 80'      Foliage: Green  
Spread: 30' - 40'      Shape: Pyramid  
Elevation: 9,000'



## CONIFERS

### *Pinus strobiformis* **Southwestern White Pine**

Bluish-green needles in bundles of five on this mid-sized evergreen make it a stand out. Gray bark matures to black. Large cones.

Height: 40' - 50'    Foliage: Green  
Spread: 20' - 30'    Shape: Conical  
Elevation: 9,000'



### *Pinus strobus* 'Stowe Pillar' **Stowe Pillar Pine**

A narrow, dense, upright pine with tight branching that makes it more resistant to heavy snow loads

Height: 10'            Foliage: Dark Green  
Spread: 3'             Shape: Columnar



### *Pinus sylvestris* **Scotch Pine**

Short, twisted, bluish-green needles and plated orange bark make this a distinctive tree in the landscape. Egg-shaped cones.

Height: 30' - 50'    Foliage: Green  
Spread: 20' - 30'    Shape: Cone  
Elevation: 6,500'



### *Pinus sylvestris* 'Hillside Creeper' **Hillside Creeper Pine**

Medium green, twisted needles in bundles of 2 turn an attractive lighter green in winter.

Height: 2' - 3'        Foliage: Medium Green  
Spread: 6' - 8'        Shape: Spreading  
Elevation: 6,500'



### *P. thunbergii* 'Thunderhead' **Thunderhead Japanese Black Pine**

Long, silvery buds contrast with dark green needles in winter. A shrubby, compact Japanese Black Pine with an irregular growth habit.

Height: 8' - 10'      Foliage: Dark Green  
Spread: 12' - 15'    Shape: Round



### *Pinus* **Character Pines**

Collected specimens for that Colorado interest.



Height: Varies    Spread: Varies    Shape: Irregular

### *Taxus* **Yew**

Yews are evergreens with dark green, flattened needles and orange-red fall fruit. Fruit and foliage are poisonous if eaten. There is no discernible fall color and they do well up to 6,000'.



### *Taxus x media* 'Densiformis' **Dense Spreading Yew**

Height: 3' - 4'                    Spread: 6' - 8'                    Shape: Mounding

## CONIFERS

### *Taxus x media 'Hicksii'* **Hick's Upright Yew**

A columnar evergreen with dark green flattened needles, and orange-red fall fruit. Fruit and foliage are poisonous if eaten.

Height: 8' - 12'      Spread: 3' - 4'      Shape: Column

### *Taxus x media 'Tauntonii'* **Taunton's Yew**

Spreading form is great for hedges and foundation plantings

Height: 3' - 4'      Spread: 5' - 6'      Shape: Spreading

### *Thuja* **Arborvitae**

Evergreens whose foliage appears more feathery than a juniper.



### *Thuja orientalis 'Berkman'* **Berkman Gold Arborvitae**

An upright evergreen with bright gold new foliage.

Height: 4' - 5'      Spread: 1' - 2'      Elevation: 8,500'

### *Thuja Occidentalis 'Bobozam'* **Bowling Ball Arborvitae**

Naturally rounded dwarf shrub.

Height: 24' - 30'      Spread: 24' - 30'

### *Thuja occidentalis 'Degroot's Spire'* **Degroot's Arborvitae**

An columnar evergreen with rich green foliage.

Height: 12' - 15'      Spread: 4' - 5'      Elevation: 6,500'

### *Thuja occidentalis 'Emerald Green'* **Emerald Green Arborvitae**

Upright evergreen that is great for hedges and screens.

Height: 10' - 15'      Spread: 3' - 4'      Elevation: 8,500'

### *Thuja occidentalis 'Hetz Midget'* **Hetz Midget Arborvitae**

A slow growing, rich green, dense, globe-shaped arborvitae.

Height: 2' - 3'      Spread: 2' - 3'      Elevation: 7,500'

### *Thuja x plicata 'Green Giant'* **Green Giant Arborvitae**

A uniform, upright conical arborvitae with a single leader.

Height: 20' - 25'      Spread: 8' - 10'      Elevation: 6,000'



# BROADLEAF EVERGREENS

## *Arctostaphylos x coloradoensis* **Manzanita**

Dark green leaves with cinnamon-red exfoliating bark. White to pink flowers in spring with red berries in fall. Thrives under evergreens.



## *Arctostaphylos x coloradoensis* 'Chieftan' **Chieftan Manzanita**

Height: 3'- 4'      Spread: 8'- 10'      Shape: Spreading

## *Arctostaphylos x coloradoensis* 'Panchito' **Panchito™ Manzanita**

Height: 1"- 2"      Spread: 3'- 5'      Shape: Mound

## *Buxus* **Boxwood**

Boxwoods are broadleaf evergreens with varying shades of green foliage. Almost all prefer protected locations in Colorado and will do well up to 6,000'. There is no discernible fall color, though bronzing can occur in winter.



## *Buxus* 'Green Mountain' **Green Mountain Boxwood**

A faster growing variety of boxwood.

Height: 4'- 5'      Spread: 2'- 3'      Shape: Pyramid

## *Buxus* 'Green Velvet' **Green Velvet Boxwood**

Height: 2'- 3'      Spread: 2'- 3'      Shape: Upright

## *Buxus microphylla* 'Green Beauty' **Green Beauty Boxwood**

Stiff branching holds up better to snow loads.

Height: 3'- 4'      Spread: 3'- 4'      Shape: Round

## *Buxus microphylla* 'Green Gem' **Green Gem Boxwood**

Height: 2'      Spread: 2'      Shape: Round

## *Buxus microphylla* 'Green Mound' **Green Mound Boxwood**

Height: 3'- 4'      Spread: 4'- 5'      Shape: Mound

## *Buxus microphylla* 'Julia Jane' **Julia Jane Boxwood**

Classically used in hedges, can take shearing.

Height: 3'- 4'      Spread: 3'- 4'      Shape: Upright

## BROADLEAF EVERGREENS

### *Buxus microphylla 'Koreana'* **Korean Boxwood**

A true Zone 4 boxwood. Leaves turn yellowish-brown in winter.

Height: 1' - 2'      Spread: 2' - 3'      Shape: Mound

### *B. microphylla insularis 'Winter Gem'* **Winter Gem Boxwood**

Height: 2' - 3'      Spread: 1- 3'      Shape: Upright

### *Buxus microphylla 'Wintergreen'* **Wintergreen Boxwood**

A bright green boxwood that trims into a hedge fairly easily.







Height: 4' - 5'      Spread: 4' - 5'      Shape: Upright

### *Buxus sempervirens 'Monrue'* **Green Tower™ Boxwood**

Height: 9' - 10'      Spread: 1' - 2'      Shape: Upright






### *Cotoneaster adpressus 'Tom Thumb'* **Tom Thumb Cotoneaster**

A slow-growing, dwarf shrub with stiff, arching branches. Late spring pink flowers produce cranberry-red fruit in fall.

Height: 12" - 18"      Foliage: Green             
Spread: 4' - 6'      Shape: Spreading  
Fall color: Red      Elevation: 7,000'






### *Cotoneaster apiculatus* **Cranberry Cotoneaster**

Stiff arching branches with a broad mounding form and autumn fruit that resembles tiny apples. Single pink spring flowers.

Height: 18" - 24"      Foliage: Green            
Spread: 4' - 6'      Shape: Mound  
Fall color: Maroon      Elevation: 7,500'






### *Cotoneaster dammeri 'Coral Beauty'* **Coral Beauty Cotoneaster**

A small, spreading shrub with stiff arching branches. Late spring white flowers produce reddish-orange berries in fall.

Height: 1' - 2'      Foliage: Green            
Spread: 4' - 6'      Shape: Mound  
Fall color: Orange Red      Elevation: 7,500'

### *Cotoneaster dammeri 'Lowfast'* **Lowfast Cotoneaster**

A fast growing, spreading shrub. Late spring white/pink flowers produce reddish-orange berries in fall.

Height: 12" - 15"      Foliage: Green            
Spread: 6' - 8'      Shape: Mound  
Fall color: Bronze Red      Elevation: 6,500'

## BROADLEAF EVERGREENS

### *Cotoneaster divaricatus*

### Spreading Cotoneaster

Upright arching branches with shiny green leaves. White to pink spring flowers are followed by dark red persistent fruit.

Height: 5' - 6'      Foliage: Green

Spread: 4' - 6'      Shape: Round

Fall color: Rose Red

Elevation: 7,500'



### *Cotoneaster horizontalis*

### Rock Cotoneaster

Horizontal branches with glossy small leaves. Great for covering banks. Pink spring flowers, red fall berries.

Height: 2' - 3'      Foliage: Green

Spread: 3' - 6'      Shape: Low

Fall color: Red-Yellow

Elevation: 7,500'



### *Euonymus*

### Euonymus

Euonymus are broadleaf evergreens with variegated or pure green foliage. Almost all prefer shade to partial shade and will do well up to 6,000'. There is no discernible fall color.



### *Euonymus fortunei 'Blondy'*

### Blondy® Euonymus

Small shrub or vine with evergreen to semi-evergreen properties.

Height: 1' - 2'

Foliage: Gold Leaves with Thin Green Margins

Spread: 1' - 2'      Shape: Round

### *Euonymus fortunei 'Canadale Gold'*

### Canadale Euonymus

Small shrub or vine with evergreen to semi-evergreen properties.

Height: 2' - 3'

Foliage: Green Leaves with Gold Margins

Spread: 4' - 5'      Shape: Mound

### *Euonymus fortunei 'Emerald Gaiety'* Emerald Gaiety Euonymus

Vine-like small shrub, leaves have some pink in the winter months.

Height: 18" - 24"

Foliage: Dark Green with White Margins

Spread: 3' - 4'      Shape: Spreading

### *E. fortunei 'Emerald 'n' Gold'*

### Emerald 'n' Gold Euonymus

Broad mounding shrub, deep green leaves with irregular golden yellow margins.

Height: 2' - 3'

Foliage: Deep Green Center, Irregular Gold Margins

Spread: 4' - 5'      Shape: Mound

### *Euonymus fortunei 'Green Lane'*

### Green Lane Euonymus

Similar to Sarcocoe. Less prone to winter burn.

Height: 3' - 4'

Foliage: Bright Green

Spread: 5' - 6'      Shape: Round

## BROADLEAF EVERGREENS

### *Euonymus fortunei 'Harlequin'* **Harlequin Euonymus**

Small, variegated tri-color leaves are pink tinged in winter.

Height: 1' - 2'      Foliage: Light Green, Dark Green, and White  
Spread: 3' - 4'      Shape: Mound

### *Euonymus kiautschovicus 'Manhattan'* **Manhattan Euonymus**

Lush, dark green foliage. Great for screen or hedge.

Height: 6' - 8'      Foliage: Dark Green  
Spread: 5'          Shape: Mound

Available in shrub or espalier form

### *Euonymus fortunei 'Moonshadow'* **Moonshadow Euonymus**

More vivid than Emerald 'n' Gold.

Height: 1' - 2'      Foliage: Golden Center with Green Margins  
Spread: 3' - 4'      Shape: Mound

### *Euonymus japonicas 'Cholippo'* **Cholippo Euonymus**

Cold tender. May be damaged by harsh winters, but should rebound.

Height: 12'          Foliage: Green Center with Cream Margins  
Spread: 6'          Shape: Upright

Available in shrub or espalier form

### *Fargesia nitida* **Fountain Bamboo**

This striking clump-forming bamboo, with olive-purple stems, dark green leaves, and an upright habit, is suitable for screening. May be grown in a container if provided with adequate moisture.

Height: 12' - 15'      Foliage: Green  
Spread: 10' - 15'      Shape: Clump  
Fall color: N/A          Elevation: 6,000'



### *Fargesia rufa* **Sunset Glow Bamboo**

A great dwarf variety of bamboo with orange-red stems. Protect from hot afternoon sun.

Height: 8' - 10'      Foliage: Light Green  
Spread: 8' - 10'      Shape: Arching  
Fall color: N/A          Elevation: 7,000'



### *Hesperaloe parviflora* **Red Flowering Yucca**

An evergreen plant with sword-like foliage which emerges from a central point. Produces red flowers on 4' stalk in summer.

Height: 3' - 4'      Foliage: Pale Green  
Spread: 3' - 4'      Shape: Arching  
Fall color: N/A          Elevation: 6,000'





## BROADLEAF EVERGREENS

### *Ilex x meserveae*

### Holly

Male plants produce no berries on its own but must be planted to fertilize female plants for berries.



Plant at least one male plant per six female plants.

Almost all prefer shade to partial shade and will do well up to 7,000'. Blue-green foliage with no discernible fall color.

### *Ilex x meserveae 'Blue Prince' (Male)*

### Blue Prince Holly

Height: 8' - 10'      Spread: 6' - 8'      Shape: Upright

### *Ilex x meserveae 'Blue Princess' (Female)*

### Blue Princess Holly

Height: 8' - 10'      Spread: 6' - 8'      Shape: Upright

### *Ilex x meserveae 'Prince/Princess'*

### Prince/Princess Holly

Berri-Magic® Kids' Holly Combination.

Height: 6' - 8'      Spread: 3' - 6'      Shape: Pyramidal

### *Mahonia aquifolium*

### Oregon Grape Holly

Bluish green large "holly like" leaves . Yellow flowers are followed by blue fruit in summer. Reddish bronze winter foliage.

Height: 4' - 6'      Foliage: Green

Spread: 4' - 6'      Shape: Round

Fall color: Red

Elevation: 6,500'



### *Mahonia aquifolium compacta*

### Compact Oregon Grape Holly

Bluish green large "holly like" leaves . Yellow flowers are followed by blue fruit in summer. Reddish bronze winter foliage.

Height: 2' - 3'      Foliage: Green

Spread: 2' - 3'      Shape: Spreading

Fall color: Red

Elevation: 6,500'



### *Mahonia aquifolium 'Kings Ransom'*

### Kings Ransom Holly

Yellow spring flowers will make your garden glow. Rich blue-green leaves that turn bronze to maroon in the fall.

Height: 5' - 6'      Foliage: Blue Green

Spread: 5' - 6'      Shape: Round

Fall color: Maroon

Elevation: 7,500'



### *Nandina domestica 'Gulf Stream'*

### Gulf Stream Nandina

Very hardy shrub is attractive in all seasons. Intense red new growth and fall color is its hallmark.

Height: 3' - 4'      Foliage: Green

Spread: 2' - 3'      Shape: Upright

Fall color: Red

Elevation: 6,000'



## BROADLEAF EVERGREENS

### *Nandina domestica* 'Heavenly'

### Heavenly Nandina

The original nandina. Upright growth habit makes it great for screening. Berries and fall color make this an outstanding choice.

Height: 6'- 8'      Foliage: Green  
Spread: 4'- 6'      Shape: Upright  
Fall color: N/A      Elevation: 6,000'



### *Phyllostachys aureosulcata*

### Yellow Groove Bamboo

A cold hardy bamboo with yellow stripes in the grooves of the canes. Can be topped annually to control height. Good screen.

Height: 20'- 25'      Foliage: Light Green  
Spread: Spreading Shape: Upright  
Fall color: N/A      Elevation: 6,000'



### *Phyllostachys nigra*

### Black Bamboo

A cold hardy bamboo. The upright stems turn black in their second season, contrasting nicely with the rich green foliage. Can be topped annually to control height. Good screen.

Height: 15'- 20'      Foliage: Green  
Spread: Spreading Shape: Upright  
Fall color: N/A      Elevation: 6,000'



### *Pyracantha angustifolia* 'Gnome'

### Gnome® Firethorn

A dense globe-shaped shrub. Has spring clusters of white flowers and orange berry clusters persisting into winter. THORNS.

Height: 4'- 6'      Foliage: Green  
Spread: 4'- 6'      Shape: Globe  
Fall color: N/A      Elevation: 6,500'



### *Pyracantha angustifolia* 'Monon'

### Yukon Belle® Firethorn

An upright broadleaf evergreen. Makes a good hedge. White flowers and orange berries. THORNS.

Height: 8'- 10'      Foliage: Green  
Spread: 6'- 8'      Shape: Upright  
Fall color: Coppery Bronze      Elevation: 7,000'



### *Pyracantha coccinea* 'Lowboy'

### Lowboy® Firethorn

A spreading form of pyracantha. Makes a good groundcover. Has white flowers and persistent orange fruit. THORNS.

Height: 2'- 3'      Foliage: Green  
Spread: 6'- 8'      Shape: Spreading  
Fall color: N/A      Elevation: 6,500'



### *Pyracantha coccinea* 'Wyatti'

### Wyatt Pyracantha

Large, upright form. White flowers and orange berries. Heavy fruit producer. THORNS.

Height: 12'      Foliage: Green  
Spread: 10'      Shape: Upright  
Elevation: 6,000'



## BROADLEAF EVERGREENS

### Rhododendron

### Rhododendron/Azalea

A rounded shrub with funnel-shaped flowers that appear mid to late spring. Foliage turns coppery red in fall.



<u>Variety</u>	<u>Flower Color</u>	<u>Fall Color</u>
Amy Cotta (3' x 5')	Lavender	N/A
Catawba White (4' x 6')	White	N/A
Cunningham White (4' x 4')	White	N/A
Golden Lights (4' x 6')	Golden Yellow	Copper Red
Nova Zembla (4' x 6')	Rose Red	Red
Orchid Lights (2' x 3')	Lilac	Bronze
Pink (4' x 6')	Rose Pink	Bright Red
P.J.M. (3' x 4')	Lavender	Maroon
Roseum (6' x 6')	Rosy Pink	N/A
Rosy Lights (4' x 6')	Dark Pink	Maroon
Vulcan (4' x 6')	Fiery Red	N/A

Foliage: Green    Shape: Round    Elevation: 6,000–6,500'

### Yucca

### Yucca

An arching evergreen plant with long, narrow, sword-like foliage which emerges from a central point. Produces white flowers on a stalk in late summer.



### Yucca bacatta

### Banana Yucca

Fruit is fleshy and edible.

Height: 2'-3'    Foliage: Blue Green  
Spread: 2'-3'    Elevation: 6,000'

### Yucca filamentosa

### Adam's Needle Yucca

Height: 2'-3'    Foliage: Green  
Spread: 3'-4'    Elevation: 6,000'

### Yucca filamentosa 'Bright Edge'

### Bright Edge Yucca

Height: 2'-3'    Foliage: Green with Gold Margins  
Spread: 3'-4'    Elevation: 7,500'

### Yucca filamentosa 'Color Guard'

### Color Guard Yucca

In cool weather, margins are tinged pink, and the entire yellow stripe turns rose colored on many of the leaves.

Height: 3'-4'    Foliage: Gold with Green Margins  
Spread: 3'-4'    Elevation: 6,000'

### Yucca filamentosa 'Golden Sword'

### Golden Sword Yucca

Height: 2'-3'    Foliage: Gold with Green Margins  
Spread: 3'-4'    Elevation: 6,000'

### Yucca glauca

### Native Soapweed Yucca

An evergreen plant with sword like foliage which emerges from a central point. Produces green-white flowers on a stalk in summer.

Height: 2'-4'    Foliage: Pale Green  
Spread: 2'-4'    Elevation: 8,500'

# ORNAMENTAL GRASSES

## *Andropogon gerardii*

## Big Bluestem Grass

Low water keeps this warm season grass more upright. Late summer seed heads range from silver to purplish in color.

Height: 4' - 6'      Foliage: Blue Green      Fall color: Bronze  
Spread: 2' - 3'      Shape: Mound      Elevation: 9,500'

## *Bouteloua gracilis* 'Blonde Ambition'      Blonde Ambition Grass

A native blue grama grass cultivar. Large horizontal seed heads, 2 to 2.5-inches long, resemble blonde Groucho Marx eyebrows.

Height: 2' - 3'      Foliage: Blue Green      Fall color: Bronze  
Spread: 1' - 2'      Shape: Mound      Elevation: 8,500'

## *C. x acutiflora* 'Avalanche'      Avalanche Feather Reed Grass

Clump forming, very upright grass. Rich green blades with white mid ribs. Purplish-green plumes.

Height: 3' - 4'      Foliage: Green      Fall color: Bronze  
Spread: 1' - 2'      Shape: Clump      Elevation: 6,500'

## *Calamagrostis x acutiflora* 'Karl Foerster'      Feather Reed Grass

Clump forming, very upright grass. Flowers early summer with purple plumes that fade to beige.

Height: 4' - 5'      Foliage: Green      Fall color: Bronze  
Spread: 1' - 2'      Shape: Clump      Elevation: 6,500'

## *C. x acutiflora* 'Overdam'      Variegated Feather Reed Grass

A handsome green with white margins grass. Has golden seed heads that rise above the leaves.

Height: 1' - 3'      Foliage: Green      Fall color: Tan  
Spread: 1' - 3'      Shape: Clump      Elevation: 6,000'

## *Calamagrostis brachytricha*      Korean Feather Reed Grass

Arching in the shade, more upright in the sun. Plumes persist through the winter. Sometimes called foxtail grass. Plant Select.

Height: 4' - 5'      Foliage: Gold/Green      Fall color: Bronze  
Spread: 2' - 3'      Shape: Clump      Elevation: 6,500'

## *Carex morrowii* 'Ice Dance'      Ice Dance Japanese Sedge

Creamy-white leaf margins add brightness to shade. Evergreen.

Height: 1'      Foliage: Cream/White      Fall color: N/A  
Spread: 1' - 2'      Shape: Clump      Elevation

## ORNAMENTAL GRASSES

### *Chasmanthium latifolium*

### Northern Sea Oats

A unique grass for Colorado. Has wide leaves and its unusual seed head resembles beige oats when mature. Shade tolerant.

Height: 2'- 3'      Foliage: Green      Fall color: Gold  
Spread: 18"- 24"      Shape: Clump      Elevation: 6,500'

### *Deschampsia cespitosa* 'Northern Lights'      Variegated Tufted Hair

Low growing clumping grass. Green with a white center rib. Pink tinged in both spring and fall. Shade tolerant.

Height: 8'- 15'      Foliage: Green/White      Fall color: Pink-tinged  
Spread: 10"- 16"      Shape: Clump      Elevation: 9,500'

### *Erianthus ravennae*

### Hardy Plume Grass

The largest of the Colorado hardy grasses. It is upright with blades arching at top. Silvery white seed heads. Syn. *Saccharum ravennae*.

Height: 10'- 15'      Foliage: Green      Fall color: N/A  
Spread: 4'- 5'      Shape: Clumping      Elevation: 6,500'

### *Festuca glauca*

### Blue Fescue

An attractive, small evergreen grass with blue-green leaves. Tan seed heads appear early summer.

Height: 6"- 8"      Foliage: Blue Green      Fall color: N/A  
Spread: 6"- 8"      Shape: Clump      Elevation: 8,500'

### *Hakonechloa marca* 'All Gold'

### All Gold Japanese Forest

A colorful grass for moist, shady areas. Foliage is a yellow-green.

Height: 12"- 18"      Foliage: Yellow-Green      Fall color: Same  
Spread: 12"-18"      Shape: Clump      Elevation: 6,000'

### *Hakonechloa macra* 'Aureola'

### Golden Japanese Forest

Great grass for moist, partially shaded area. Yellow and green variegated foliage.

Height: 12"- 18"      Foliage: Yellow-Green      Fall color: Pink-tinged  
Spread: 12"-18"      Shape: Clump      Elevation: 6,000'

### *Helictotrichon sempervirens*

### Blue Avena/Blue Oat Grass

A gracefully arching small grass. Its bluish-gray leaves make it stand out from the other grasses. Tan seed spikes in mid summer.

Height: 2'- 3'      Foliage: Blue Green      Fall color: N/A  
Spread: 2'- 3'      Shape: Clump      Elevation: 8,500'

## ORNAMENTAL GRASSES

### *Imperata cylindrical 'Red Baron'*

### Japanese Blood Grass

An invasive grass with green blades tipped with red. The red becomes more prominent throughout the season.

Height: 1' - 2'      Foliage: Green/Red      Fall color: N/A  
Spread: 18" - 24"      Shape: Clump      Elevation: 6,000'

### *Miscanthus sinensis*

### Maiden Grass

#### Adagio Maiden Grass

One of the shortest maiden grasses. Pink silky plumes turn white as they mature. No fall color.

Height: 2' - 3'      Foliage: Green      Fall Color: Bronze  
Spread: 2' - 3'      Shape: Clump      Elevation: 7,000'

#### Dixieland Dwarf Maiden Grass

One of the shortest maiden grasses. Pink silky plumes provide fall color. Leaves have showy white variegation.

Height: 2' - 3'      Foliage: Green/Ivory      Fall Color: Yellow  
Spread: 3' - 4'      Shape: Clump      Elevation: 7,000'

#### Gold Bar Maiden Grass

Burgundy seed heads add winter interest. Its green leaves have dramatic gold striping. No fall color.

Height: 4' - 5'      Foliage: Green/Gold      Fall Color: Burgundy  
Spread: 2'      Shape: Clump      Elevation: 8,000'

#### Gracillimus Maiden Grass

Creamy white seed heads appearing late summer/fall. Its green leaves have white center ribs. No fall color.

Height: 4' - 5'      Foliage: Green      Fall Color: Bronze  
Spread: 4' - 5'      Shape: Clump      Elevation: 8,500'

#### Little Miss Maiden Grass

Green foliage in spring maturing to red and purple. Intensifying in fall.

Height: 2' - 3'      Foliage: Green to red  
Fall Color: Reddish-purple  
Spread: 2' - 3'      Shape: Clump      Elevation: 7,000'

#### Little Zebra Maiden Grass

Gold-banded foliage. A small growing cultivar with late summer blooms and spikes of purple-red flowers. No fall color.

Height: 3' - 4'      Foliage: Green      Fall Color: Bronze  
Spread: 2' - 3'      Shape: Clump      Elevation: 7,000'

#### Morning Light Maiden Grass

Rust-colored seed heads in late summer. Leaves are green with silver stripes. No fall color.

Height: 4' - 5'      Foliage: Green      Fall Color: Bronze  
Spread: 2' - 3'      Shape: Clump      Elevation: 7,000'

## ORNAMENTAL GRASSES

### **Purple Maiden Grass**

A very upright grass with green leaves that turn purple tinged in the late summer. Produces silvery white plumes in late summer. No fall color. Syn. Flame Grass.

Height: 3'-4'      Foliage: Green      Fall Color: Bronze  
Spread: 2'-3'      Shape: Clump      Elevation: 7,000'

### **Silver Feather Maiden Grass**

Has very large, silver feathery seed heads. Green foliage with a silver mid-rib. No fall color.

Height: 5'-6'      Foliage: Green      Fall Color: Bronze  
Spread: 3'-4'      Shape: Clump      Elevation: 8,000'

### **Strictus Maiden Grass**

Also known as porcupine grass. Wide, green blades have yellow, horizontal stripes. Buff colored seed heads in fall are great for winter interest.

Height: 5'-8'      Foliage: Green & yellow  
Fall Color: Bronze  
Spread: 3'-4'      Shape: Clump      Elevation: 7,000'

### **Variegated Maiden Grass**

Green leaves with white stripes. Produces a silver plume in September. No fall color.

Height: 4'-5'      Foliage: Green      Fall Color: Bronze  
Spread: 2'-3'      Shape: Clump      Elevation: 7,000'

### **Yaka Jima Maiden Grass**

A compact maiden grass with green leaves and cream colored plumes held above the leaves in late summer. No fall color.

Height: 3'-4'      Foliage: Green      Fall Color: Bronze  
Spread: 2'-3'      Shape: Clump      Elevation: 7,000'

### **Zebra Maiden Grass**

Green leaves with yellow horizontal stripes. Plumes appear white turning to tan. No fall color.

Height: 6'-8'      Foliage: Green      Fall Color: Bronze  
Spread: 4'-6'      Shape: Clump      Elevation: 7,000'

**If you don't see that special grass,  
or a certain size, give us a call.**

## ORNAMENTAL GRASSES

### *Muhlenbergia capillaris*

### Pink Muhly Grass

Green glossy foliage. Pink airy flower plumes. Great massed.

Height: 2' - 3'      Foliage: Green      Fall color: Pink  
Spread: 2' - 3'      Shape: Clump      Elevation: 5,500'

### *Nassella tenuissima*

### Mexican Feather Grass (STIPA)

A tuft-forming grass. Has very thin leaves and small tan flowers in early summer. Not hardy but reseeds easily.

Height: 3' - 4'      Foliage: Green      Fall color: N/A  
Spread: 1' - 2'      Shape: Clump      Elevation: 5,500'

### *Ophiopogon japonicus*

### Green Mondo Grass

Dark green, shade loving grass is a great border plant. Lavender flowers in summer.

Height: 12"-15"      Foliage: Green      Fall color: Semi-evergreen  
Spread: 12"-15"      Shape: Clump      Elevation: 5,500'

### *Ophiopogon planiscapus 'Niger'*

### Black Mondo Grass

This shade loving grass has unique purplish-black foliage. Lavender flowers produce black, persistent fruit.

Height: 8"-12"      Foliage: Purplish-black  
Fall color: Semi-evergreen  
Spread: 8"-12"      Shape: Clump      Elevation: 5,500'

### *Panicum virgatum*

### Switch Grass

#### Dewey Blue Switch Grass

Blue tinted foliage and fountain form on this sun loving, drought tolerant grass.

Height: 3' - 4'      Foliage: Blueish-green      Fall color: Bronze  
Spread: 2' - 3'      Shape: Clump      Elevation: 7,000'

#### Heavy Metal Switch Grass

Metallic blue blades and delicate shiny pink seed heads make this grass stand out from the others!

Height: 3' - 4'      Foliage: Blue      Fall color: Yellow  
Spread: 12" - 18"      Shape: Clump      Elevation: 7,000'

#### Prairie Sky Switch Grass

Very blue blades and delicate sky-blue summer seed heads make this grass a lovely addition to any landscape.

Height: 3' - 4'      Foliage: Blue      Fall color: Yellow  
Spread: 12" - 18"      Shape: Clump      Elevation: 7,000'

#### Rebraun Switch Grass

Green summer foliage turns to burgundy-red tones in the fall. Burgundy seed heads. Great to use for fall color.

Height: 3' - 4'      Foliage: Blue      Fall color: Yellow  
Spread: 12" - 18"      Shape: Clump      Elevation: 7,000'



## ORNAMENTAL GRASSES

### Shenandoah Switch Grass

True green foliage in early summer which takes on reddish hues in July and becomes fully burgundy by fall. Rose-pink flowers.

Height: 3'- 4'      Foliage: Blue      Fall color: Yellow  
Spread: 12"- 18"      Shape: Clump      Elevation: 7,000'

### *Pennisetum alopecuroides* 'Hameln'      Dwarf Fountain Grass

Dense small grass with fine green foliage. In late summer small white bristly, bottle-brush-like seed heads appear.

Height: 1' - 2'      Foliage: Green      Fall color: Yellow  
Spread: 12"- 18"      Shape: Clump      Elevation: 6,000'

### *Pennisetum alopecuroides* 'Little Bunny'      Miniature Fountain Grass

A uniform mound of slender green foliage. Tan bottle brush plumes in fall.

Height: 8"-12"      Foliage: Green      Fall color: Bronze  
Spread: 10"- 12"      Shape: Clump      Elevation: 6,000'

### *Pennisetum orientale* 'Karly Rose'      Pink Oriental Fountain Grass

A beautiful fountain grass that has green, arching foliage. Pink bottle brush plumes summer thru Fall. Great in masses.

Height: 3' - 4'      Foliage: Green      Fall color: Pink plumes  
Spread: 2'-3'      Shape: Clump      Elevation: 6,000'

### *Schizachyrium scoparium*      Little Bluestem Grass

This clump forming grass has gray-green foliage in the summer that turns copper/red in the fall. Best used in groupings.

Height: 3' - 4'      Foliage: Blue/Gray      Fall color: Copper  
Spread: 1' - 2'      Shape: Clump      Elevation: 8,000'

### *Sorghastrum nutans* 'Indian Steel'      Indian Grass

Very erect clump-forming grass with light blue-green blades. Panicles appear yellow in summer ripening to brown in fall.


Height: 3' - 5'      Foliage: Blue Green      Fall color: Yellow  
Spread: 2' - 3'      Shape: Clump      Elevation: 7,000'

### *Sporobolus heterolepis*      Prairie Dropseed

A fine textured grass that is long lived and easy to grow. Spicy scent makes it nice for dried arrangements.

Height: 2' - 3'      Foliage: Green      Fall color: Brionze  
Spread: 2' - 3'      Shape: Upright      Elevation: 7,000'

**If you don't see that special grass,  
or a certain size, give us a call.**



*EST. 1907*

***JAMES NURSERY***  
**COMPANY**

## HARD GOODS

# HARD GOODS

### LAWN EDGING-STEEL

- 14 Gauge Galvanized Roll Top
- 14 Gauge Pins

### TREE STAKING MATERIAL

Steel T-post	6'
Lodge Pole	6'
16 Gauge Guy wire Black	3.5# Roll
Tree Strap (Nylon)	12"
	16"
Tree Tying Arbor Tape	25' Length
	250' Roll
	500' Roll
Tree Wrap	4'x150'
Shade Cloth for Tarp	12' Wide x Length
	Cut to Order

### WEED BARRIER

- 6'x300' Roll
- 4'x300' Roll
- 4'x100' Roll
- Fabric Pins

### SOIL AMENDMENT

Eko Compost (Bag)	1.5 CF
Sphagnum Peat (Bale)	3.8 CF

### BALL CARTS AVAILABLE TO ORDER

### PERENNIALS

James Nursery Company stocks a variety of perennials. We also have several local suppliers who assist us in filling your orders. Since varieties and quantities change rapidly, please call ahead with your orders.

# SCIENTIFIC NAME INDEX

## **A**

---

Abies - 64  
Acer - 5, 44-48  
Aesculus - 48  
Alnus - 5  
Amelanchier - 5-6, 48-49  
Amorpha - 6  
Ampelopsis - 41  
Andropogon - 82  
Arctostaphylos - 43, 75  
Aronia - 6  
Artemisia - 6-7  
Atriplex - 7  
Azalea - See Rhododendron

## **B**

---

Berberis - 7-9  
Betula - 49-50  
Bouteloua - 82  
Buddleia - 9-10  
Buxus - 75-76

## **C**

---

Calamagrotis - 82  
Campsis - 41  
Caragana - 10  
Carex - 82  
Carpinus - 50  
Caryopteris - 11  
Catalpa - 50  
Celtis - 50  
Cercis - 50-51  
Cercocarpus - 11  
Chamaebatiaria - 11-12  
Chasmanthium - 83  
Chrysothamnus - 12  
Clematis - 41  
Cornus - 13-14, 51  
Corylus - 14  
Cotinus - 14  
Cotoneaster - 14, 76-77  
Cowania - 14  
Crataegus - 51-52  
Cytisus - 15

## **D**

---

Daphne - 15  
Deschampsia - 83  
Diervilla - 15

## **E**

---

Ephedra - 16  
Erianthus - 83  
Euonymus - 16, 43, 77-78

## **F**

---

Fagus - 52  
Fallugia - 16  
Fargesia - 78  
Festuca - 83  
Forestiera - 17  
Forsythia - 17  
Fraxinus - 52-53

## **G**

---

Genista - 18  
Ginkgo - 53  
Gleditsia - 53  
Gymnocladus - 54

## **H**

---

Hakonechloa - 83  
Hedera - 41  
Helictotrichon - 83  
Heptacodium - 54  
Hesperaloe - 78  
Hibiscus - 18  
Holodiscus - 19  
Hydrangea - 19, 41  
Hypericum - 20

## **I**

---

Ilex - 79  
Imperata - 84  
Itea - 19

## **J**

---

Jamesia - 20  
Juniperus - 74

**K**

Koelreuteria - 54  
Kolkwitzia - 20

**L**

Ligustrum - 20-21  
Lonicera - 21, 42

**M**

Magnolia - 54  
Mahonia - 43, 79  
Malus - 55-56  
Miscanthus - 84-85  
Morus - 56  
Muhlenbergia - 86

**N**

Nandina - 79-80  
Nassella - 86

**O**

Ophiopogon - 86

**P**

Panicum - 86  
Parthenocissus - 42  
Pennisetum - 87  
Perovskia - 21-22  
Philadelphus - 22  
Phyllostachys - 82  
Physocarpus - 22-23  
Picea - 64-67  
Pinus - 68-72  
Polygonum - 42  
Populus - 56-57  
Potentilla - 24  
Prunus - 25-26, 57-59  
Pyracantha - 80  
Pyrus - 59

**Q**

Quercus - 59-61

**R**

Rhamnus - 26  
Rhododendron - 26, 81  
Rhus - 26-27  
Ribes - 28  
Robinia - 61  
Rosa - 28-30  
Rubus - 30

**S**

Salix - 31, 61  
Sambucus - 31  
Schizachyrium - 87  
Shepherdia - 31  
Sorbaria - 32  
Sorbus - 62  
Sophora - 62  
Sorghastrum - 87  
Sporobolus - 87  
Spiraea - 32-34  
Symphoricarpos - 34  
Syringa - 34-36, 62

**T**

Taxus - 72-73  
Thuja - 73  
Tilia - 62-63

**U**

Ulmus - 63

**V**

Viburnum - 36-38  
Vinca - 43

**W**

Waxflower - 20  
Weigela - 39  
Wisteria - 42

**Y**

Yucca - 81

# COMMON NAME INDEX

## **A**

---

Alder - 5  
Almond, Pink Flowering - 25  
Althea (Hibiscus, Rose of Sharon) - 18  
Apache Plume - 16  
Apple - 40  
Apricot - 40  
Arborvitae - 73  
Ash - 52-53  
Ash, Mountain - 62  
Aspen - 57  
Azalea, Rhododendron - 7, 81

## **B**

---

Bamboo - 78, 80  
Barberry - 7-9  
Beech - 52  
Beauty Bush - 20  
Berries - 40  
Birch - 49-50  
Boxwood - 75-76  
Boston Ivy - 42  
Boulder Raspberry - 30  
Broom - 15  
Buckthorn - 26  
Buffaloberry - 31  
Burning Bush - 16  
Butterfly Bush - 9-10

## **C**

---

Catalpa - 50  
Cherry - 40-58  
Chokeberry - 6  
Chokecherry - 26, 40, 58  
Clematis - 41  
Compost - 89  
Coralberry - 34  
Cotoneaster - 14, 76-77  
Cottonwood - 56-57  
Crabapple - 55-56  
Currant - 28, 34

## **D**

---

Daphne - 15  
Dogwood - 13-14, 51

## **E**

---

Edging - 89  
Edging Pins - 89  
Elder - 31  
Elm - 63  
English Ivy - 41  
Englemann Ivy - 42  
Euonymus - 77-78

## **F**

---

Fabric Pins - 89  
Fernbush - 12  
Filbert - 14  
Fir - 16, 64  
Firethorn - 80  
Forsythia - 17  
Fruit Trees - 40

## **G**

---

Ginkgo - 53  
Golden Rain Tree - 54  
Gooseberry - 40  
Grape - 40  
Grass - 82-87

## **H**

---

Hackberry - 50  
Hawthorn - 51-52  
Hibiscus (Althea, Rose of Sharon) - 18  
Holly - 79  
Honeylocust - 53  
Honeysuckle - 15, 21, 42  
Hornbeam - 50  
Horsechestnut - 48  
Hydrangea - 19, 41

## **J**

---

Japanese Pagoda Tree - 62  
Joint Fir - 16  
Juniper - 74

## **K**

---

Kentucky Coffee Tree - 54  
Kinnikinnick - 43

## **L**

---

Leadplant - 6  
Lilac - 34-36

## COMMON NAME INDEX

Lilac Tree - 62  
Linden - 62-63  
Locust, Purple Robe - 61

### M

Magnolia - 54  
Mahogany, Mountain - 11  
Manzanita - 43, 75  
Maple - 5, 44-48  
Mexican Cliffrose - 14  
Mockorange - 22  
Mormon Tea - 16  
Mountain Ash - 62  
Mulberry, Weeping - 56

### N

Nandina - 79-80  
New Mexico Privet - 17  
Ninebark - 22-23

### O

Oak - 59-61  
Ohio Buckeye - 48  
Oregon Grape Holly - 43, 79

### P

Peach - 40  
Pear - 40, 59  
Peashrub - 10  
Peat - 89  
Periwinkle - 43  
Perennials - 89  
Pine - 68-72  
Plum - 25, 40, 57-58  
Porcelain Berry - 41  
Potentilla - 24  
Privet - 17, 20-21  
Purpleleaf Wintercreeper - 43  
Pyracantha - 80

### Q

Quince - 11

### R

Rabbitbrush - 12  
Raspberry - 40  
Raspberry, Boulder - 30  
Redbud - 50-51

Rhododendron, Azalea - 7, 81  
Rose - 28-30  
Rose of Sharon (Althea, Hibiscus) - 18  
Russian Sage - 21-22

### S

Sage - 6-7, 21-22  
St. John's Wort - 20  
Sand Cherry - 25  
Serviceberry - 5-6, 48-49  
Seven-Son Flower - 54  
Silver Lace Vine - 42  
Smokebush - 14  
Snowberry - 34  
Soil Amendment - 89  
Spirea - 11, 19, 32-34  
Spruce - 64-67  
Sumac - 26-27  
Sweetspire - 20

### T

Thimbleberry - 30  
Tree Stakes - 89  
Tree Straps - 89  
Tree Wire - 89  
Trumpet Vine - 41

### V

Viburnum - 36-38  
Vinca - 43  
Virginia Creeper - 42

### W

Waxflower - 20  
Wayfaring Tree - 37  
Weed Barrier - 89  
Weigela - 39  
Willow - 31, 61  
Wintercreeper - 43  
Wire - 89  
Wisteria - 42  
Woadwaxen - 18

### Y

Yew - 72-73  
Yucca - 78, 81









EST. 1892

**JAMES NURSERY**  
COMPANY

7900 York Street  
Denver, Colorado 80229  
(303) 288-2424