

DESCRIPTIVE GUIDE

YOUR PARTNER IN
SUPERIOR LANDSCAPES



EST. 1907

JAMES NURSERY
COMPANY

MAIN OFFICE & SALES YARD

7900 York Street

Denver, Colorado 80229

(303) 288-2424

1-800-756-TREE

FAX (303) 287-2627

www.jamesnurserycompany.com



It is our goal to grow and sell quality nursery products and to service our customers with integrity and respect.



DESCRIPTIVE GUIDE

TERMS: All prices quoted in this list are F.O.B. our location at 7900 York St., Denver, Co. All sales are C.O.D. (cash or guaranteed check) unless credit has been established. All accounts are due and payable per terms. ALL ACCOUNTS PAST DUE ARE REFERRED TO OUR COLLECTION AGENCY. PAST DUE ACCOUNTS WILL FORFEIT THEIR TRADE DISCOUNT ON THE PAST DUE BALANCE.

They are also subject to a 2% per month service charge on the unpaid balance (24% per year) or the highest legally obtainable rate. All past due accounts will be held financially responsible for all legal and collection costs. Visa, MasterCard, AMEX and DISCOVER payments are accepted at time of purchase only. We do not accept credit card payments on aged balances.

VOLUME DISCOUNTS: Volume discounts are available to our customers based on the following table. Your discount will be based on your purchase volume from the prior calendar year. **Past due accounts will forfeit their trade discounts on the past due balance.**

\$5,000.00	To	\$7,000.00	3%
\$7,001.00	To	\$10,000.00	4%
\$10,001.00	To	\$15,000.00	5%
\$15,001.00	To	\$22,000.00	6%
\$22,001.00	To	\$29,000.00	7%
\$29,001.00	To	\$36,000.00	8%
\$36,001.00	To	\$45,000.00	9%
\$45,001.00		And Above	10%

RESERVE STOCK: We are happy to hold stock for our customers in our sales yard until you are ready to pick it up. All reserve orders are treated as stock that is sold and must be paid for at the time they are tagged. Reserved stock sold to our charge customers is due N30 from invoice date. There will be a 20% charge for any material held as sold or special ordered that is canceled.

GUARANTEE: We guarantee all stock to be free from insects and pests (as certified by the Colorado Department of Agriculture). We make no warranty as to life or success secured in transplanting.

DELIVERY: Delivery of nursery stock is available to all areas. Please contact the office for a quote on freight rates.

BUYER IS RESPONSIBLE FOR UNLOADING AND MUST SUPPLY ALL NECESSARY LABOR AND EQUIPMENT.

If you are picking up your stock, be sure to have all the necessary equipment – including ropes, tarps, etc. All materials we provide will be billed to you.

CLAIMS: You have the right to refuse any stock at the time of delivery. No claims received after 5 days will be entertained. All sales are booked pursuant to crop conditions and we reserve the right to cancel all or a portion of your order should injury befall our stock from acts of God, errors in counts, or should stock not reach estimated size.

ALL ADJUSTMENTS WILL BE MADE AT THE ORIGINAL INVOICE PRICE.

Hours (All times listed are subject to change.)

April through October

7:30 a.m. - 5:00 p.m.	Monday—Friday
8:00 a.m. - Noon	Saturday
Closed Sunday	

November to end of February

8:00 a.m. - 3:30 p.m.	Monday—Friday
Closed Saturday & Sunday	

We will be closed:

New Years Day	Labor Day
Memorial Day	Thanksgiving (Thursday & Friday)
July 4th	Christmas Day

RETURN POLICY: Due to the high cost of returning nursery stock to inventory, all plants returned are subject to a 25% restocking charge. Plants must be in saleable condition to be considered for restocking. All sales on B&B are final.

Published May 2022


TABLE OF CONTENTS

Deciduous Shrubs	5-40
Fruit & Berries	40
Vines & Groundcovers.....	41-43
Shade & Ornamental Trees	44-69
Conifers.....	70-79
Junipers	80-81
Broadleaf Evergreens.....	81-87
Ornamental Grasses	88-94
Hard Goods	95
Perennials.....	95
Scientific Name Index.....	96-97
Common Name Index	98-99

Please visit our website at:
www.jamesnurserycompany.com
for current availability, pricing, company
information and industry related links.

IN A HURRY?

Be sure to call in your order ahead of time so we can get it pulled and set aside. This makes it easy to swing in, get loaded and get to your jobsite even faster.



EST. 1907

JAMES NURSERY **COMPANY**

- | | |
|---|---|
|  Full Sun |  Takes Wet Areas |
|  Part Shade |  High Elevation |
|  Shade |  Attracts Birds |
|  Xeriscape |  Fragrant |
|  Low Water |  Deer Resistant |
|  Moist/Well Drained |  Attracts Butterflies |

Mother Nature did not intend for plants to travel (note the lack of wheels). When transporting, please be kind and offer them all the protection they need!

DECIDUOUS SHRUBS

Acer ginnala 'Bailey Compact'

Dwarf Amur Maple

A more finely branched form of Amur maple. Fall color is more consistent than with others of the same species.

Height: 8'-10'

Foliage: Green



Spread: 8'-10'

Shape: Irregular

Fall color: Brilliant Red

Elevation: 8,500'

Acer ginnala 'Flame'

Amur Flame Maple

A large shrub or small tree. Bright green leaves turn fiery red in the fall. Produces winged red seeds in the late summer.

Height: 15'- 20'

Foliage: Green



Spread: 15'- 20'

Shape: Round

Fall color: Red/Orange

Elevation: 8,500'

Alnus tenuifolia

Thinleaf Alder

An upright oval, small tree or large shrub . Bright green leaves turn yellow in the fall. Female catkins resemble miniature pine cones.

Height: 15'- 20'

Foliage: Green



Spread: 15'- 20'

Shape: Oval

Fall Color: Yellow

Elevation: 10,000'

Amelanchier alnifolia

Saskatoon Serviceberry

Clusters of fragrant white flowers appear as the foliage develops. Birds are attracted to the purplish-black fruit in midsummer.

Height: 6'- 12'

Foliage: Green



Spread: 6'- 12'

Shape: Vase

Fall Color: Yellow/Red

Elevation: 10,000'

Amel. aln. First Editions®

Standing Ovation™ Serviceberry

A small tree or large shrub. Upright, perfectly oval form makes a great hedge. White flowers in spring. Attracts birds.

Height: 12'-15'

Foliage: Dark Green



Spread: 3'-4'

Shape: Upright

Fall color: Red Orange

Elevation: 9,000'

Amelanchier alnifolia 'Regent'

Regent Serviceberry

In spring, large fragrant white flowers appear before leaves. Red to black fruit is good for jelly. Excellent fall color.

Height: 4'-6'

Foliage: Green



Spread: 4'-6'

Shape: Vase

Fall color: Yellow/Red

Elevation: 7,000'

DECIDUOUS SHUBS

Amelanchier canadensis

Shadblow Serviceberry

A large shrub or small tree. Fragrant white flowers appear in spring before foliage. Great fall color.

Height: 12'- 15' Foliage: Green

Spread: 8'- 10' Shape: Upright

Fall color: Yellow/Red Elevation: 8,500'



Amorpha canescens

Leadplant

Gray-green foliage and purple flowers on this open airy plant make it great for naturalization projects.

Height: 2'- 4' Foliage: Gray Green

Spread: 2'- 4' Shape: Open

Fall color: N/A Elevation: 8,000'



Aronia arbutifolia 'Brilliantissima'

Brilliant Red Chokeberry

A thick, upright shrub with white flowers appearing in the spring and bright red fruit in late summer and fall. Suckers.

Height: 5'- 8' Foliage: Green

Spread: 4'- 6' Shape: Upright

Fall color: Red Elevation: 7,500'



Aronia melanocarpa elata

Black Chokeberry

Dense, upright clump forming shrub. Shiny green summer leaves turn wine red in the fall. Black fruit in fall and winter. Suckers.

Height: 5'- 8' Foliage: Green

Spread: 4'- 6' Shape: Upright

Fall color: Wine Red Elevation: 8,500'



A. melanocarpa 'Autumn Magic'

Autumn Magic Chokeberry

An upright chokeberry. With green summer leaves that turn wine red in the fall. Persistent black fruit in fall and winter. Suckers.

Height: 4'- 6' Foliage: Green

Spread: 4'- 6' Shape: Upright

Fall color: Wine Red Elevation: 8,500'



A. mel. Proven Winners® Color Choice®

Low Scape Mound®

A compact variety of black chokeberry. Clusters of white spring flowers followed by fruit in fall.

Height: 1'-2' Foliage: Glossy green

Spread: 18"-24" Shape: Mound

Fall color: Red Elevation: 8,500'



Aronia melanocarpa 'Morton'

Iroquois Beauty Chokeberry

A compact chokeberry variety with three seasons of interest. White spring flowers are followed by black berries. Attracts birds.

Height: 3'- 4' Foliage: Glossy Green

Spread: 4'- 5' Shape: Irregular

Fall color: Red Elevation: 8,000'



DECIDUOUS SHUBS

Artemisia filifolia**Sand Sagebrush**

A great xeric plant. Open lacy habit, the grayish-green leaves appear almost hair-like. Dried seed heads persist throughout winter.

Height: 3' - 4'

Foliage: Blue-Gray



Spread: 3' - 4'

Shape: Round

Fall color: N/A

Elevation: 8,500'

Artemisia tridentata**Tall Western Sagebrush**

A great xeric plant that is native to northern and western Colorado. Blue/gray foliage is semi-evergreen. Bark exfoliates with age.

Height: 3' - 12'

Foliage: Blue-Gray



Spread: 3' - 6'

Shape: Round

Fall color: N/A

Elevation: 10,000'

Azalea**Azalea/Rhododendron**

Azaleas are listed under Rhododendron in Broadleaf Evergreens.

Berberis**Barberry**

Except for the columnar varieties, shrubs are round and withstand elevation to 7,500'.



Best foliage color in full sun.

GREEN BARBERRY**Berberis x tara 'Emer. Car'****Emerald Carousel Barberrry**

A slow grower.

Height: 3' - 5'

Foliage: Green

Spread: 3' - 5'

Fall color: Scarlet

Berberis thunbergii 'Kobold'**Kobold Barberrry**

Height: 1.5' - 3'

Foliage: Dark Green

Spread: 1' - 3'

Fall color: Pale Yellow

RED BARBERRY**Berberis thunbergii 'Admiration'****Admiration Barberrry**

An unusual barberry with orange-red foliage and yellow margins. Very compact variety.

Height: 12"-15"

Foliage: Orange-red

Spread: 12"-15"

Fall color: Red

Berberis thunbergii 'Atropurpurea'**Redleaf Barberrry**

Height: 3' - 5'

Foliage: Burgundy

Spread: 3' - 5'

Fall color: Same

Berberis thunbergii 'Concorde'**Concorde Barberrry**

A dwarf variety with deep maroon-purple foliage. Small yellow flowers followed by red berries

Height: 18"-24"

Foliage: Maroon-purple

Spread: 18"-24"

Fall color: Same

DECIDUOUS SHUBS

Berberis thun. atrop. 'Rose Glow' Rose Glow Barberry

Leaves are accented by lighter pink mottling on new growth. Persistent red fruit.

Height: 3'- 5' Foliage: Burgundy
Spread: 3'- 5' Fall color: Same

Berberis t. atrop. 'Crimson Pygmy' Crimson Pygmy Barberry

Height: 2' - 3' Foliage: Deep Red
Spread: 2' - 3' Fall color: Same

YELLOW BARBERRY

Berb. thun. 'Bailerin' First Editions® Limoncello™ Barberry

Chartreuse foliage with red margins. Great small accent plant.

Height: 3-4' Foliage: Yellow Green
Spread: 3-4' Fall color: Orange, yellow, red

Berberis thunbergii 'Bogozam' Bonanza Gold Barberry

Height: 1.5'- 2' Foliage: Yellow
Spread: 2'- 3' Fall color: Orange

Berberis thunbergii 'Monlers' Golden Nugget Barberry

Height: 1' Foliage: Yellow
Spread: 1.5' Fall color: Same

Berberis thunbergii 'Sunsation' Sunsation Barberry

A compact variety with yellow to golden foliage.

Height: 3' - 4' Foliage: Golden Yellow
Spread: 3' - 4' Fall color: Same

Berberis thunbergii 'Tiny Gold' Tiny Gold Barberry

A dwarf, round variety with bright sunshine yellow foliage.

Height: 15"- 18" Foliage: BrightYellow
Spread: 15"- 18" Fall color: Same

COLUMNAR BARBERRY

Multi-stemmed deciduous shrub with a narrowly upright and columnar growth habit.

Height: 4'- 5' Spread: 2' Elevation: Unknown

Berberis t. atrop. 'Helmond Pillar' Helmond Pillar Barberry

Burgundy-purple foliage emerges deep red.

Foliage: Burgundy Fall color: Same

Berb. t. atrop. Proven Winners® Color Choice® Sunjoy Gold Pillar®

Bright golden foliage with red new growth.

Foliage: Burgundy Fall color: Same

DECIDUOUS SHRUBS

Berberis t. atrop. 'Orange Rocket' Orange Rocket Barberrry

Vibrant coral-orange new foliage ages to mid-green, then turns ruby red in autumn.

Foliage: Orange Fall color: Ruby Red






Berberis t. atrop. 'Golden Rocket' Golden Rocket Barberrry

A narrow, upright growing, deciduous shrub with showy, bright yellow foliage.

Foliage: Yellow Fall color: Same






Buddleia alternifolia Silver Fountain Butterfly Bush

Arching branches with silver/green leaves give this shrub a fountain like appearance. Spikes of lavender flowers in late summer.

Height: 10'- 15' Foliage: Silver/Green     
 Spread: 8'- 12' Shape: Fountain
 Fall color: N/A Elevation: 7,000'

Buddleia davidii cvs. Butterfly Bush

Long gray green leaves and tall upright stems form a fountain like shrub with flowers all summer long. Withstands elevations up to 7,000'. No appreciable fall color.

<u>Large Variety</u>	<u>Flower Color</u>
Black Knight (8'x 6')	Dark Purple
Empire Blue (8'x 6')	Blue
Pink Charm (8'x 7')	Pink, Orange Eye
Royal Red (8'x 8')	Red

<u>Medium Variety</u>	<u>Flower Color</u>
Buzz Lavender (4'x 4')	Lavender
Buzz Magenta (4'x 4')	Red & Pink
Cranrazz™ (5'x5')	Magenta
Buzz Purple (4'x 4')	Purple
Buzz Sky Blue (4'x 4')	Sky Blue
Miss Molly (4' x 4')	Pink
Miss Ruby (4' x 4')	Red
Miss Violet (5'x5')	Purple
Nanho Alba (5'x 5')	White
Nanho Blue (5'x 5')	Blue
Nanho Purple (5'x 5')	Magenta
Petite Plum (5'x 5')	Purple
Pink Delight (6'x 5')	Shocking Pink
Purple Splendor (5'x 5')	Purple
White (6'x 6')	White

<u>Small Variety</u>	<u>Flower Color</u>
Blue Chip (2'x 2')	Blue, Purple
Flutterby® Blueberry (3'x 3')	Blue/Orange Eye
Flutterby® Lavender (3'x 3')	Lavender
Flutterby® Peach (3'x 3')	Pink, Orange
Flutterby® Pink (3'x 3')	Rose Pink

DECIDUOUS SHUBS

***Buddleia davidii* cvs.**

(Continued)

Flutterby® Snow (3'x 3')	White
Flutterby® Tutti Frutti (3'x 3')	Bright Pink
Pugster® Proven Winners® Color Choice® (2'X2')	Varies
Purple Haze (3'x 3')	Purple Blue

Caragana arborescens

Siberian Peashrub

Upright branches with spines and light green, rounded leaflets. Vibrant yellow pea-like flowers appear during late spring. Xeric.

Height: 10'- 15'	Foliage: Green	
Spread: 8'- 12'	Shape: Upright Oval	
Fall color: Yellow	Elevation: 10,000'	

***Caragana frutex* 'Globosa'**

Globe Peashrub

Small, slow-growing compact shrub. Good for both hedge and specimen plants. Drought tolerant.

Height: 2'- 3'	Foliage: Dark Green	
Spread: 2'- 3'	Shape: Compact Globe	
Fall color: N/A	Elevation: 8,500'	

Caragana pygmaea

Pygmy Peashrub

Sparse, tiny green leaves give this shrub an open look. Small, pealike yellow flowers in late spring. Xeric.

Height: 3'- 4'	Foliage: Green	
Spread: 4'- 5'	Shape: Compact Globe	
Fall color: N/A	Elevation: 8,500'	

***Caryopteris x clandonensis*®**

Spirea

Clusters of blue flowers on narrow, grayish-green foliage in mid to late summer.

Height: 3'- 4'	Foliage: Gray-Green	
Spread: 2'- 3'	Shape: Rounded	
Fall color: N/A	Elevation: 8,500'	

Variety

Flower Color

Blue Mist	Bright Blue
Dark Knight (compact)	Dark Blue
Grand Bleu®	Deep Blue
Lil Miss Sunshine® (yellow foliage)	Bright Blue
Petite Blue (more compact)	Bright Blue

Cercocarpus intricatus

Little Leaf Mountain Mahogany

Compact, semi-evergreen to evergreen shrub. Very slow growing. Small yellow flowers in spring. Xeric.

Height: 3'-5'	Foliage: Dark Green	
Spread: 3'-5'	Shape: Round	
Fall color: N/A	Elevation: 8,500'	

DECIDUOUS SHUBS

Cercocarpus ledifolius **Curleaf Mountain Mahogany**

A very drought-tolerant small tree or large shrub. Leaves curl inward in extreme drought. Small, creamy yellow flowers in spring.

Height: 10'-25' Foliage: Dark Green
 Spread: 10'-25' Shape: Round
 Fall color: Evergreen Elevation: 9,000'

**Cercocarpus montanus** **Mountain Mahogany**

A very drought tolerant shrub. Small, creamy yellow flowers in spring followed by corkscrew-shaped seed heads.

Height: 4'- 6' Foliage: Dark Green
 Spread: 4'- 6' Shape: Rounded
 Fall color: N/A Elevation: 10,000'

**C. spec. Proven Winners® Color Choice® Double Take®** **Scarlet Quince**

A mounded shrub with large dark red, double flowers. The Double Take quinces are thornless and deer-resistant, they do not produce fruit, and once established, are drought-tolerant.

Height: 3'- 4' Foliage: Green
 Spread: 3'- 4' Shape: Mounded
 Fall color: N/A Elevation: Unknown

**C. japonica 'Texas Scarlet'** **Texas Scarlet Flowering Quince**

Beautiful spreading shrub. Very attractive during spring with its bright red flowers. Nearly thornless.

Height: 2'- 3' Foliage: Green
 Spread: 4'- 6' Shape: Irregular
 Fall color: N/A Elevation: 6,500'

**Chamaebatiaria millefolium** **Fernbush**

Fern-like leaves appear in the late winter and remain until fall. Mid to late spring brings white flowers. Aromatic, semi-evergreen.

Height: 3'- 5' Foliage: Gray-Green
 Spread: 3'- 6' Shape: Irregular
 Fall color: Evergreen Elevation: 7,500'

**Chrysothamnus nauseosus** **Rabbitbrush**

A rounded shrub that produces golden flowers in mid to late summer. Xeric, it is good up to 8,500'. No fall color.

**Chrysothamnus nauseosus albicaulis** **Tall Blue Rabbitbrush**

Distinctive bluish gray wiry leaves on whitish stems.

Height: 4'- 6' Spread: 4'- 6'

Chrysothamnus nauseosus graveolens **Tall Green Rabbitbrush**

Interesting deep-green twisted leaves on green stems.

Height: 4'- 6' Spread: 4'- 6'

DECIDUOUS SHUBS

Chrysothamnus nauseosus nauseosus Dwarf Blue Rabbitbrush

Like tall blue rabbitbrush, only more compact form.

Height: 1'- 3' Spread: 1'- 3'

Cornus alba 'Argenteo-Marginata' Variegated Dogwood

Beautiful green and cream variegated leaves on red branches give year-round interest. White spring flowers, late summer fruit.

Height: 6'- 8' Foliage: Cream/Green
Spread: 5'- 8' Shape: Upright
Fall color: Red Elevation: 7,000'



Cornus alba 'Bailhalo' Ivory Halo Dogwood

A finer textured, more dense, variegated dogwood. Green leaves with white margins on bright red winter twigs.

Height: 5'- 6' Foliage: Cream/Green
Spread: 5'- 6' Shape: Round
Fall color: Red Elevation: 7,000'



Cornus sericea 'Bailey' Bailey Redtwig Dogwood

Large green leaves with pointed tips on bright red winter twigs. White spring flowers and summer berries.

Height: 6'- 10' Foliage: Green
Spread: 6'- 10' Shape: Upright
Fall color: Maroon Elevation: 9,000'



EST. 1907

JAMES NURSERY
COMPANY

DECIDUOUS SHUBS

Cornus sericea 'Cardinal'**Cardinal Dogwood**

A variety with showier red winter twigs. Makes a great contrast plant in the winter landscape.

Height: 8'- 10'

Foliage: Green

Spread: 8'- 10'

Shape: Upright

Fall color: Red

Elevation: 7,500'

**Cornus sericea 'Flaviramea'****Yellow Twig Dogwood**

Fast growing, rounded shrub valued for its yellow winter twigs. Small white spring flowers followed by white fruit.

Height: 6'- 8'

Foliage: Green

Spread: 8'- 10'

Shape: Round

Fall color: Red-Purple

Elevation: 7,500'

**Cornus sericea 'Isanti'****Isanti Dogwood**

Very similar to redb twig dogwood but is smaller and more dense. Red fall color.

Height: 4'- 5'

Foliage: Green

Spread: 4'- 6'

Shape: Upright

Fall color: Red

Elevation: 8,500'

**Cornus sericea 'Kelsey'****Kelsey Dogwood**

A small rounded dogwood with green leaves and white spring flowers. Showy red branches in winter.

Height: 2'- 3'

Foliage: Green

Spread: 2'- 3'

Shape: Round

Fall color: Insignificant

Elevation: 6,500'

**Cornus stolonifera 'Farrow' Arctic Fire®****Red Twig Dogwood**

Unlike most Cornus, this compact selection of Red Twig Dogwood grows to only half the height. It has dark red stems that provide a spectacular show in the winter sunlight.

Height: 3'- 5'

Foliage: Green

Spread: 3'- 5'

Shape: Upright

Fall color: Red

Elevation: 7,000'

**Cotinus coggygia 'Ancot'****Golden Spirit Smokebush**

An upright spreading shrub with golden foliage. Has whitish-pink flowers mid-summer that appear smoky from a distance.

Height: 8'- 10'

Foliage: Golden

Spread: 8'- 10'

Shape: Upright

Fall color: Coral to Orange

Elevation: Unknown

**Cotinus coggygia 'Royal Purple'****Royal Purple Smokebush**

An upright spreading shrub with purple foliage. Has beige/mauve flowers mid-summer that appear smoky from a distance.

Height: 8'- 10'

Foliage: Purple

Spread: 8'- 10'

Shape: Upright

Fall color: N/A

Elevation: 6,000'



DECIDUOUS SHUBS

Cotoneaster lucidus

Peking/Hedge Cotoneaster

Small dark green leaves with light undersides on upright stems form a dense oval shrub. White flowers/black fruit.

Height: 6'- 12'

Foliage: Green

Spread: 6'- 8'

Shape: Oval

Fall color: Orange-Red

Elevation: 10,000'



Additional varieties of Cotoneasters are listed in Broadleaf Evergreens.

Cytissus

Broom

Spring blooming shrub with slender green stems. The tiny green leaves are inconspicuous.



Cytissus x 'Lena'

Lena Broom

Semi-evergreen shrub. Slender green stems are covered with red flowers with yellow undertones in spring.

Height: 2'-3'

Bloom: Red and yellow

Spread: 3'-4'

Elevation: 6,000'

Cytissus x praecox 'Allgold'

Allgold Broom

A dense upright mounding shrub with an abundance of deep yellow flowers in late spring.

Height: 5'- 6'

Bloom: Deep Yellow

Spread: 5'- 6'

Elevation: 6,000'

Cytissus purgans 'Spanish Gold'

Spanish Gold Broom

Hardest of the brooms. Has a spectacular spring flowering period. Golden blooms and green leaves on green branches.

Height: 2'- 4'

Bloom: Golden Yellow

Spread: 4'- 6'

Elevation: 8,000'

Cytissus scoparius 'Moonlight'

Moonlight Broom

An upright shrub with nodding branches and a plethora of light yellow late spring flowers.

Height: 4'- 6'

Bloom: Pale Yellow

Spread: 4'- 6'

Elevation: 7,500'

Daphne x burkwoodii 'Carol Mackie'

Carol Mackie Daphne

A dense rounded shrub with variegated leaves. Semi-evergreen, it has fragrant pink flowers in the spring. Plant Select.

Height: 3'- 5'

Foliage: Green/White

Spread: 3'- 5'

Shape: Round

Fall color: Evergreen

Elevation: 7,000'



DECIDUOUS SHRUBS


Daphne transatlantica 'BLAFRA' Eternal Fragrance Daphne

A small, rounded shrub with semi-evergreen foliage. Intensely fragrant pinkish-white flowers in spring.

Height: 2'- 3' Foliage: Dark Green 
 Spread: 2'- 3' Shape: Round
 Fall color: Evergreen Elevation: 7,000'

Diervilla 'Kodiak® Black' Proven Winner® Color Choice® Kodiak® Black Bush Honeysuckle

A colorful shrub that is adaptable to drought, sun or shade. Deer resistant. Yellow flowers in early summer.

Height: 3'-4' Foliage: Black purple 
 Spread: 3'-4' Shape: Mound
 Fall color: N/A Elevation: Unknown


Diervilla Proven Winners® Color Choice® Kodiak® Orange

A drought and deer resistant shrub that is adaptable to both sun and shade. Yellow flowers in early summer.

Height: 3'-4' Foliage: Orange 
 Spread: 3'-4' Shape: Mounded
 Fall color: Orange-red Elevation: 6,000'


Diervilla Proven Winners® Color Choice® Kodiak® Red

A native shrub that is tolerant to both sun and shade. Yellow flowers in early summer.

Height: 3'-4' Foliage: Burgundy 
 Spread: 3'-4' Shape: Mounded
 Fall color: Red Elevation: 6,000'


Diervilla lonicera Northern Bush Honeysuckle

A low, mounded plant with bronze-green foliage. Yellow flowers are borne in summer. Tolerates dry, sandy soil, once established.

Height: 3'- 4' Foliage: Green 
 Spread: 3'- 4' Shape: Mound
 Fall color: Red Purple Elevation: 7,500'

Diervilla sessilifolia First Editions® Cool Splash® Bush Honeysuckle

A dwarf variegated diervilla. Yellow, trumpet shaped flowers in summer. May sucker over time.

Height: 2'- 4' Foliage: Green/White 
 Spread: 2'- 4' Shape: Mound
 Fall color: N/A Elevation: 5,500'

Ephedra equisetina Bluestem Joint Fir

Upright evergreen blue stems and its skeletal appearance gives this shrub interest. Bright red berries add to the attraction. Plant Select.

Height: 3'- 6' Foliage: Blue Green 
 Spread: 3'- 6' Shape: Upright
 Fall color: N/A Elevation: 7,000'

DECIDUOUS SHUBS

Ephedra viridis

Mormon Tea

Upright yellowish to green stems and its skeletal appearance gives this shrub interest.

Height: 2'- 4'

Foliage: Yellow Green

Spread: 2'- 3'

Shape: Upright

Fall color: N/A

Elevation: 9,000'



Euonymus alatus

Burning Bush

A rounded shrub with wings! Corky wings along the branches provide interest. Fiery fall color is spectacular.

Height: 10'- 12'

Foliage: Green

Spread: 8'- 12'

Shape: Round

Fall color: Red

Elevation: 7,500'



Euonymus alatus 'Compactus'

Compact Burning Bush

This shrub is glorious in the fall when its leaves turn red and flame in the sun. Can be sheared for hedges.

Height: 5'- 6'

Foliage: Green

Spread: 5'- 6'

Shape: Round

Fall color: Red

Elevation: 7,500'



Also Available in Tree Form

Euonymus alatus 'Rudy Haag'

Rudy Haag Burning Bush

Smaller than the regular compact burning bush, this shrub provides consistent pink-red colored leaves in the fall.

Height: 4'- 5'

Foliage: Green

Spread: 4'- 5'

Shape: Round

Fall color: Pink Red

Elevation: 7,500'



Additional varieties of Euonymus are listed in Broadleaf Evergreens.

Fallugia paradoxa

Apache Plume

Whitish stems covered with feathery leaves. Has single white early summer flowers. Pinkish, feathery seed heads all summer.

Height: 3'- 6'

Foliage: Light Green

Spread: 3'- 6'

Shape: Irregular

Fall color: N/A

Elevation: 8,500'



Forestiera neomexicana

New Mexico Privet

Small grayish-green leaves on arching branches create a large rounded shrub. Female plants get black berries in fall.

Height: 8'- 12'

Foliage: Grayish Green

Spread: 6'- 8'

Shape: Upright

Fall color: Yellow

Elevation: 7,500'



Forsythia

Forsythia

Produces yellow flowers early spring before the green foliage appears.



DECIDUOUS SHUBS

Forsythia 'Arnold Dwarf' **Arnold Dwarf Forsythia**

Height: 2'- 3' Fall color: Yellow
 Spread: 3'- 6' Shape: Mound Elevation: 8,000'

Forsythia x. 'Courtasol' **Gold Tide® Dwarf Forsythia**

A dwarf forsythia cultivar noted for its compact-spreading shape.
 Lemon-yellow flowers. Do not let plant dry out.

Height: 1'- 3' Fall color: N/A
 Spread: 3'- 6' Shape: Mound Elevation: 6,000'

Forsythia x intermedia 'Spring Glory' **Spring Glory Forsythia**

Height: 6'- 8' Fall color: Bronze
 Spread: 6'- 8' Shape: Round Elevation: 8,000'

Forsythia x. 'Lynwood' **Lynwood Gold Forsythia**

Old-fashioned favorite.

Height: 6'- 8' Fall color: Purple
 Spread: 8'- 10' Shape: Arching Elevation: 6,500'

Forsythia x. 'Meadowlark' **Meadowlark Forsythia**

Height: 6'- 10' Fall color: N/A
 Spread: 6'- 10' Shape: Arching Elevation: 7,500'

Forsythia x 'SMFXGP' Springshine™ **Springshine™ Forsythia**

Great compact variety.

Height: 2'-3' Foliage: Green
 Spread: 3'-4' Shape: Round

Forsythia viridissima 'Bronxensis' **Dwarf Forsythia**

Height: 2'- 3' Fall color: Bronze
 Spread: 2'- 3' Shape: Compact, Low Elevation: 7,500'

Forsythia viridissima koreana 'Kumson' **Kumson Forsythia**

A forsythia with year round interest. Yellow flowers in early
 spring. Dark green leaves have a silver venation. Arching, winter
 branches are deep purple.

Height: 6' Fall color: N/A
 Spread: 5' Shape: Arching

Genista Lydia **Lydia Woadwaxen/Lydia broom**

Slender arching, green branches. Semi-evergreen gray-green
 leaves. Bright yellow pea-like flowers in late spring. Needs
 protection.

Height: 1'- 2' Foliage: Grey-green
 Spread: 2'- 3' Shape: Arching Elevation: 5,500'
 Fall color: N/A



DECIDUOUS SHUBS

Hibiscus syriacus

Hibiscus/Althea

A large flowering shrub with great big, beautiful, tropical-like flowers appearing mid to late summer.

Height: 8'- 10'

Foliage: Green



Spread: 6'- 8'

Shape: Upright













Fall color: Yellow

Elevation: 6,000'

Some Varieties Available in Tree Form. Call for Availability.

<u>Variety</u>	<u>Flower Color</u>
Aphrodite	Single Pink/Dark Eye
Ardens	Double Blue
Bali	Semi-Double White/Maroon Eye
Blue Bird	Single Blue/Red Eye
Blue Chiffon®	Semi-Double Pale Blue
Blue Marlin™	Single Blue/Red Eye
Blue Satin®	Single Blue/Red Eye
Blushing Bride	Double Pale Pink
Collie Mullins	Double Rosy Pink
Diana	Single Solid White
Fiji™ 'Minspot'	Semi-Double Pale- Pink/Red Eye
Helene	Single White/Red Eye
Hollandia	Single Lavender/Red Eye
Lavender Chiffon®	Single Lavender
Lil' Kim *	Single White/Red Eye
Lucy	Double Red
Minerva	Single Lavender/Dark Eye
Purple Pillar® *	Semi-Double Purple/Red Eye
Red Heart	Single White/Red Eye
Tahiti™ First Editions®	Semi-Double Purple/Red Eye
Violet Satin® Single	Violet Pink/Red Eye
White Chiffon®	Single White
White Pillar® *	Semi-Double White

- Purple and White Pillar are columnar hibiscus growing to 10'-16' tall x 2'-3' wide
- Lil' Kim is a dwarf variety at 3- 4' tall and wide.

	Full Sun		Takes Wet Areas
	Part Shade		High Elevation
	Shade		Attracts Birds
	Xeriscape		Fragrant
	Low Water		Deer Resistant
	Moist/Well Drained		Attracts Butterflies

DECIDUOUS SHUBS

Holodiscus dumosus

Rock Spirea

A native upright shrub. Arching slender branches support pyramidal sprays of white to pink flower clusters that dry to a russet color.

Height: 3'- 4'

Foliage: Green



Spread: 3'- 4'

Shape: Upright

Fall color: Bronze Red

Elevation: 10,000'

Hydrangea

Hydrangea

A rounded shrub with green leaves that can be found up to 6,000'. The Oakleaf species are the only type with fall color.



Hydrangea quercifolia

Oak Leaf Hydrangea

All Oakleaf hydrangea blooms open white and many turn pink as they age. Its large leaves are shaped much like those of a red oak and turn bronze, crimson or purple in fall.

Variety	Flower Color
Oakleaf (6-8' x 6-8')	White
Munchkin (3'-5' x 3'-5')	White
Pee Wee Oakleaf (3-4' x 3')	White

Hydrangea paniculata

Paniculata Hydrangea

The blooms start out white and often turn pink as they age.

Variety	Flower Color
Bobo® (3' x 3-4')	White to Pink
Bombshell (3' x 3')	White to Pink
Candy Apple™ (4-5' x 4-5')	White to Pink
Fire & Ice (3-5' x 3-5')	White to Red
Little Lime® (3-5' x 3-5')	White to Pink
Limelight (6-8' x 6-8')	Green to Pink
Pee Gee (Grandiflora) (6-8' x 6-8')	White to Pink
Pink Diamond (8-15' x 8-15')	White to Pink
Pinky Winky® (6-8' x 6-8')	White to Pink
Quick Fire® (6-8' x 6-8')	White to Pink
Sweet Summer (4-5' x 4-6')	White to Pink
Vanilla Strawberry® (6-7' x 4-5')	Red to Vanilla

Hydrangea macrophylla

Mophead Hydrangea

This is the ONLY species with colored blooms when they are freshly open. Blue, pink and purple blooms are the most common colors.

Variety	Flower Color
Bloomstruck® (3-4' x 3-5')	Pink or Purple
Blue Enchantress® (3-5' x 3-5')	Blue or Pink (alkaline soil)
Cherry Explosion™ (3'-4' x 3'-4')	Red
Endless Summer® (3-5' x 3-5')	Pink or Blue
Grateful Red (3'-4' x 2'-3')	Red
Nikko Blue (4-5' x 4-5')	Blue or Pink (alkaline soil)
Pink Elf® (18-24" x 18-24")	Hot Pink
Pink Splendor™ (3-4' x 3-4')	Pink
Tricolor (4'-5' x 4'-5')	Cream, Pink or Blue

DECIDUOUS SHUBS

Hydrangea arborescens

Arborescens Hydrangea

'Annabelle' is the best known variety in this species. These huge blooms are usually very large, and made up of tiny individual blossoms. They are notorious for falling over in wind and rain storms.

<u>Variety</u>	<u>Flower Color</u>
Annabell (4-5' x 3-5')	White
Bella Anna (3' x 3')	Magenta Pink
Incrediball® (4' x 4-5')	White
Invincibelle® (3'- 4' x 3'- 4')	Pink
Invincibelle Mini Mauvette® (2.5-3' x 2.5-3')	Pink
Seaside Serenade® Bar Harbor (3-4' x 3-4')	White

**Some Hydrangea Varieties Available in Tree Form.
Call for Availability.**

Hypericum frondosum 'Sunburst'

Sunburst St. John's Wort

Mounding shrub with spectacular yellow flowers. Blue green foliage. Use in masses for a great effect. Prune in spring.

Height: 3' Foliage: Blue Green
Spread: 3' Shape: Mound
Fall color: N/A Elevation: 6,000'



Hypericum patulum 'Hidcote'

Hidcote St. John's Wort

A more compact form of St. John's wort. Has lovely yellow flowers. A good plant for borders.

Height: 2' Foliage: Blue Green
Spread: 3' Shape: Mound
Fall color: N/A Elevation: 7,000'



Itea vir. Proven Winners® Color Choice®

Little Henry® Sweetpire

This compact Sweetpire starts out the summer with a beautiful display of fragrant white flowers that blanket the shrub.

Height: 2'- 3' Foliage: Green
Spread: 2'- 3' Shape: Mounded
Fall color: Bright Red Elevation: 5,500'



Jamesia Americana

Waxflower

Fragrant, showy clusters of waxy, white flowers in late spring. Textured, green foliage. Peeling, reddish-brown bark. Plant select.

Height: 4'- 6' Foliage: Green
Spread: 4'- 6' Shape: Upright
Fall color: Orange to pink Elevation: 10,000'



Kolkwitzia amabilis

Beauty Bush

A dense broadly rounded shrub with dark green leaves. Has dainty bell shaped pink flowers in late spring.


Height: 8'- 10' Foliage: Dark Green
Spread: 8'- 10' Shape: Round
Fall color: Yellow Elevation: 7,500'



DECIDUOUS SHRUBS

Ligustrum x vicaryi Golden Vicary Privet

A dense rounded vase-shaped shrub with vibrant golden-yellow leaves when planted in full sun. Creamy white flowers with unusual fragrance.

Height: 6'- 8' Foliage: Golden Yellow 
 Spread: 6'- 8' Shape: Vase
 Fall color: N/A Elevation: 6,000'

Ligustrum vulgare 'Cheyenne' Cheyenne Privet

A dense upright shrub with small dark green leaves. Most commonly used for hedges. Small white flowers/black fruit.

Height: 6'- 8' Foliage: Dark Green 
 Spread: 4'- 6' Shape: Upright
 Fall color: N/A Elevation: 7,500'


Ligustrum vulgare 'Lodense' Lodense Privet

A dense more compact privet with a compact irregularly rounded habit. Late spring flowers/black fruit.

Height: 2'- 3' Foliage: Dark Green 
 Spread: 3'- 4' Shape: Round
 Fall color: N/A Elevation: 7,000'


Lonicera tatarica 'Arnold's Red' Arnold's Red Honeysuckle

A broad rounded shrub with arching branches and fragrant reddish-pink spring flowers. End of summer berries are red.

Height: 6'- 12' Foliage: Green 
 Spread: 6'- 12' Shape: Round
 Fall color: N/A Elevation: 10,000'


L. xylosteoides 'Emerald Mound' Emerald Mound Honeysuckle

A compact mounding shrub, with sparse spring blooms of pale yellow/white flowers. Mid summer brings red berries.

Height: 2'- 3' Foliage: Gray Green 
 Spread: 4'- 6' Shape: Round
 Fall color: N/A Elevation: 7,500'


Lonicera involucrata Twinberry Honeysuckle

In late spring yellow flowers give way to black berries.

Height: 3'- 6' Foliage: Green 
 Spread: 3'- 6' Shape: Round
 Fall color: N/A Elevation: 11,000'

Perovskia atriplicifolia Russian Sage

Gray aromatic foliage and lavender blue flowers make this shrub a stand out in late summer. Cut close to ground in spring.

Height: 3'- 4' Foliage: Gray Green 
 Spread: 3'- 4' Shape: Round
 Fall color: N/A Elevation: 8,500'

DECIDUOUS SHUBS

P. atriplicifolia 'Little Spire'

Little Spire Russian Sage

A dwarf variety of Russian sage selected for its upright habit. Has long lasting blue flowers and aromatic foliage.

Height: 2'

Foliage: Gray Green

Spread: 2'

Shape: Upright

Fall color: N/A

Elevation: 8,500'



Philadelphus

Mockorange

Citrus-scented, white blooms appear on this shrub in June. Deep green leaves do not show any fall color. Use in mixed plantings. It is most attractive during bloom.



Philadelphus lewisii Cheyenne®

Cheyenne® Mockorange

Height: 5'- 6'

Bloom: White, two inch, fragrant flowers. Xeric.

Spread: 4'- 5'

Shape: Vase

Elevation: 8,000'

Philadelphus lewisii 'Blizzard'

Blizzard Mockorange

Height: 4'- 5'

Bloom: Profuse, large white, fragrant flowers

Spread: 3'- 4'

Shape: Vase

Elevation: 8,000'

Philadelphus x 'Snowbelle'

Snowbelle Mockorange

Height: 3'- 4'

Bloom: Double, white, fragrant flowers

Spread: 3'- 4'

Shape: Round

Elevation: 8,000'

Philadelphus x 'Snow White Fantasy'

Snow White® Mockorange

Height: 5-6'

Bloom: Double, white two-inch flowers

Spread: 4-5'

Shape: Vase

Elevation: Unknown

P. x virginalis 'Buckley's Quill'

Buckley's Quill Mockorange

Height: 4'- 5'

Bloom: Double, white fragrant one-inch flowers

Spread: 3'- 4'

Shape: Upright

Elevation: 7,500'

P. x virginalis 'Dwarf MN Snowflake'

Dwarf MN Snowflake

Height: 3'- 4'

Bloom: Double, white, fragrant flowers

Spread: 2'- 3'

Shape: Upright

Elevation: 7,500'

P. x virginalis 'MN Snowflake'

MN Snowflake Mockorange

Height: 6'- 8'

Bloom: Double, white, two inch, fragrant flowers

Spread: 5'- 6'

Shape: Vase

Elevation: 7,500'

Philadelphus microphyllus

Littleleaf Mockorange

A fine-textured shrub with small silvery leaves. Xeric.

Height: 3'- 4'

Bloom: Single, white, fragrant flowers

Spread: 3'- 4'

Shape: Round

Elevation: 9,000'

Physocarpus monogynus

Mountain Ninebark

Grows in shaded areas or facing north.

Height: 4'- 5'

Foliage: Green

Spread: 4'- 5'

Elevation: 10,000'



DECIDUOUS SHUBS

Physocarpus opulifolius

Ninebark

Rounded shrub with bark that exfoliates with age.
Small white flowers produce reddish berries.
Fall color varies from yellow to brown.



Some varieties are also available in tree form.

Physocarpus opulifolius 'Center Glow' **Center Glow Ninebark**

Height: 6'- 8' Foliage: Burgundy/Gold
Spread: 6'- 8' Elevation: 7,500'

Physocarpus opulifolius **Common Ninebark**

Height: 5'- 8' Foliage: Green
Spread: 4'- 6' Elevation: 7,500'

Phys. opul. Proven Winners® Color Choice® **Coppertina® Ninebark**

Height: 8'- 10' Foliage: Copper to Deep Red
Spread: 8'- 10' Elevation: 7,500'

Physocarpus opulifolius 'Dart's Gold' **Dart's Gold Ninebark**

Height: 3'- 5' Foliage: Chartreuse
Spread: 3'- 5' Elevation: 7,500'

Physocarpus opulifolius 'Diablo' **Diablo Ninebark**

Height: 6'- 8' Foliage: Red Purple
Spread: 6'- 8' Elevation: 7,500'

Physocarpus opulifolius 'Donna May' **Little Devil® Ninebark**

Height: 3'- 4' Foliage: Deep Burgundy
Spread: 3'- 4' Elevation: 7,500'

Phys. opul. Proven Winners® Color Choice® **Ginger Wine® Ninebark**

Orange foliage emerges in spring and matures to burgundy. White flowers in spring. Best color in full sun.

Height: 5'-6' Foliage: Orange to burgundy
Spread: 5'-6' Elevation: 7,500'

Physocarpus opulifolius 'Hoogi021' **Little Joker® Ninebark**

Height: 3'-4' Foliage: Deep Burgundy
Spread: 3'-4' Elevation: Unknown

Physocarpus opulifolius 'Podaras 3' **Lemon Candy™ Ninebark**

Height: 2'-3' Foliage: Chartreuse
Spread: 2'-3' Elevation: Unknown

Physocarpus opulifolius 'Jefam' **Amber Jubilee™ Ninebark**

Height: 5'- 6' Foliage: Orange Yellow
Spread: 4'- 5' Elevation: 7,500'

DECIDUOUS SHUBS

Physocarpus opulifolius 'Nanus' **Dwarf Green Ninebark**

Best ninebark for shade.

Height: 4'- 5' Foliage: Dark Green

Spread: 4'- 5' Elevation: 9,000'

Physocarpus opulifolius 'Nugget' **Nugget Ninebark**

Height: 5'- 6' Foliage: Chartreuse

Spread: 4'- 5' Elevation: 7,500'

Physocarpus opulifolius 'Seward' **Summer Wine® Ninebark**

A smaller version of Diabolo.

Height: 4'- 5' Foliage: Deep Red

Spread: 4'- 5' Elevation: 7,500'

Phys. opul. Proven Winners® Color Choice® **Tiny Wine® Ninebark**

Height: 3'- 4' Foliage: Dark Bronze Maroon

Spread: 3'- 4' Elevation: 7,500'

Potentilla

Potentilla

Most years these shrubs will bloom from early to late summer.



Potentilla fruticosa 'Abbottswood' **Abbottswood Potentilla**

Height: 2'- 3' Foliage: Blue Green Bloom: White

Spread: 2'- 3' Shape: Round Elevation: 8,500'

Potentilla fruticosa 'Gold Drop' **Gold Drop Potentilla**

Height: 2'- 3' Foliage: Green Bloom: Yellow

Spread: 2'- 3' Shape: Irregular Elevation: 10,000'

Potentilla fruticosa 'Goldfinger' **Goldfinger Potentilla**

Height: 2'- 3' Foliage: Green Bloom: Yellow

Spread: 3'- 4' Shape: Round Elevation: 9,000'

Potentilla fruticosa 'Gold Star' **Gold Star Potentilla**

Height: 2'- 3' Foliage: Green Bloom: Yellow

Spread: 2'- 3' Shape: Round Elevation: 9,000'



DECIDUOUS SHRUBS

Potentilla fruticosa 'Jackmanii' **Jackman Potentilla**

Height: 3'- 4' Foliage: Gray Green Bloom: Bright Yellow
 Spread: 3'- 4' Shape: Upright Elevation: 10,000'

P. fruticosa 'Katherine Dykes' **Katherine Dykes Potentilla**

Height: 2'- 3' Foliage: Green Bloom: Pale Yellow
 Spread: 3'- 4' Shape: Low Elevation: 10,000'

Potentilla fruticosa 'Mango Tango' **Mango Tango Potentilla**

Height: 18-24" Foliage: Green Bloom: Yellow Orange
 Spread: 18-24" Shape: Low Elevation: 8,500'

Potentilla fruticosa 'McKay's White' **McKay's White Potentilla**

Height: 2'- 3' Foliage: Green Bloom: White
 Spread: 2'- 3' Shape: Round Elevation: 10,000'

Potentilla fruticosa 'Pink Beauty' **Pink Beauty Potentilla**

Height: 2'- 3' Foliage: Green Bloom: Clear Pink
 Spread: 2'- 3' Shape: Round Elevation: 10,000'

Prunus americana **American Plum**

A broad, rounded upright shrub with single white flowers in small clusters. Small reddish plums with yellow flesh ripen from mid to late summer. Self fertile, suckers.

Height: 10'- 20' Foliage: Green
 Spread: 8'- 12' Shape: Round
 Fall color: Yellow Elevation: 8,5000'

**Prunus besseyi** **Western Sand Cherry**

A loosely rounded upright shrub with profuse late spring pure white flowers. Black fruit ripens in late summer.

Height: 4'- 6' Foliage: Gray Green
 Spread: 4'- 6' Shape: Round
 Fall color: Red Elevation: 9,000'

**Prunus besseyi 'Pawnee Buttes'** **Creeping Sand Cherry**

A groundcover form of sand cherry with white flowers in April and black fruit in the fall.

Height: 15"- 18" Foliage: Green
 Spread: 4'- 6' Shape: Wide Oval
 Fall color: Red/Purple Elevation: 9,000'

**Prunus x cistena** **Purple Leaf Plum**

An upright rounded shrub with purple foliage. Profuse pale pink to white flowers in early spring.

Height: 6'- 8' Foliage: Purple
 Spread: 4'- 6' Shape: Upright
 Fall color: N/A Elevation: 8,500'



DECIDUOUS SHUBS

Prunus x cistina 'UNCONNPC001' Darkstar® Purple Leaf Sand Cherry

A compact improved purple leaf sandcherry. Dense branching with an upright spreading habit. White-pink flowers in spring before foliage emerges.

Height: 5'

Foliage: Red Purple



Spread: 4'

Shape: Upright

Fall color: N/A

Elevation: Unknown

Prunus x glandulosa

Pink Flowering Almond

An upright rounded shrub with light green foliage. Profuse double soft pink flowers in early spring before the foliage appears.

Height: 4'- 6'

Foliage: Green



Spread: 4'- 6'

Shape: Upright

Fall color: N/A

Elevation: 6,000'

Prunus tomentosa

Nanking Cherry

An upright spreading shrub with dark green foliage. Profuse white flowers in early spring followed by small, edible red berries.

Height: 6'- 10'

Foliage: Green



Spread: 6'- 12'

Shape: Upright

Fall color: N/A

Elevation: 8,500'

Prunus virginiana melanocarpa

Chokecherry (Native Green)

An irregularly rounded shrub that forms dense colonies. Long clusters of small white flowers in spring and late summer fruit.

Height: 8'- 20'

Foliage: Green



Spread: 8'- 12'

Shape: Irregular

Fall color: Red/Yellow

Elevation: 10,000'

Prunus virginiana 'Shubert'

Canada Red Chokecherry

New growth is green, turning maroon-red as leaves mature. Dark fruit in the summer. Very hardy, but can sucker.

Height: 20'- 25'

Foliage: Green/Red



Spread: 18'- 20'

Shape: Upright Oval

Fall color: Maroon

Elevation: 9,500'

Rhamnus frangula 'Columnaris'

Columnar Buckthorn

A dense columnar shrub with glossy dark-green leaves. Has insignificant flowers in spring and pea-sized fruit in fall.

Height: 8'- 12'

Foliage: Dark Green



Spread: 3'- 4'

Shape: Columnar

Fall color: N/A

Elevation: 7,500'

Rhamnus frangula 'Ron Williams'

Fine Line® Buckthorn

A terrific plant for creating hedges or screens. Very columnar, with fern-like, glossy, dark-green foliage.

Height: 5'- 7'

Foliage: Dark Green



Spread: 3'- 4'

Shape: Columnar

Fall color: N/A

Elevation: 6,500'

DECIDUOUS SHUBS

Rhododendron

Rhododendron

Rhododendrons are listed under Rhododendron in Broadleaf Evergreens.

Rhus aromatica

Fragrant Sumac

A rapidly spreading low growing plant. Spring brings small yellow flowers and fall brings red, grape-like clusters of small berries.

Height: 4'- 6'

Foliage: Green

Spread: 6'- 8'

Shape: Clump

Fall color: Scarlet

Elevation: 8,000'



Rhus aromatica 'Gro-Low'

Gro-Low Sumac

A low growing, rapidly spreading plant. In spring, small yellow flowers form and fall brings red fuzzy clusters of small berries.

Height: 2'- 3'

Foliage: Green

Spread: 6'- 8'

Shape: Clump

Fall color: Scarlet/Orange

Elevation: 8,500'



Rhus glabra

Smooth Sumac

Smooth branches with compound leaves produce chartreuse flowers in summer and hairy scarlet fruit in fall. Suckers.

Height: 8'- 15'

Foliage: Green

Spread: 8'- 10'

Shape: Irregular

Fall color: Yellow/Red

Elevation: 8,500'



Rhus glabra 'Cismontana'

Rocky Mountain Sumac

Clump forming low growing plant with striking color and red fruit in fall. Consider for banks and hillsides. Suckers.

Height: 2'- 3'

Foliage: Green

Spread: 2'- 3'

Shape: Irregular

Fall color: Yellow/Red

Elevation: 10,000'



Rhus glabra 'Lacinata'

Cutleaf Smooth Sumac

A tree form of sumac with smooth branches. Scarlet fruit in the fall. Good for banks and erosion control.

Height: 8 - 15'

Foliage: Green

Spread: 8'- 15'

Shape: Mound

Fall color: Orange/Red/Purple

Elevation: 8,500'



Rhus trilobata

Three-Leaf Sumac

Glossy dark green leaflets with three leaves which turn red in fall. A dense rounded shrub.

Height: 3'- 6'

Foliage: Green

Spread: 3'- 6'

Shape: Round

Fall color: Yellow/Red

Elevation: 9,000'



DECIDUOUS SHUBS

Rhus trilobata 'Autumn Amber' Creeping Three-Leaf Sumac

Glossy dark green leaflets with three leaves which turn amber to red in fall. A very low, spreading shrub.

Height: 6"- 18" Foliage: Green
Spread: 3'- 6' Shape: Spreading
Fall color: Amber/ Red Elevation: 9,000'



Rhus typhina Staghorn Sumac

A clump forming small tree with thick hair on antler-like branches. Late summer red berries and striking fall red color.

Height: 10'- 25' Foliage: Green
Spread: 10'- 15' Shape: Clump
Fall color: Red Elevation: 8,500'



Rhus typhina 'Bailtiger' Tiger Eyes® Sumac

A clump forming small tree with thick hair on the purple branches creating a lovely contrast with the bright yellow foliage.

Height: 6' Foliage: Bright Yellow
Spread: 6' Shape: Clumping
Fall color: Orange/Red Elevation: 7,500'



Ribes alpinum Alpine Currant

A globe-shaped shrub with insignificant spring flowers that produce red fruit in the summer. Good as a hedge plant.

Height: 3'- 6' Foliage: Green
Spread: 3'- 6' Shape: Globe
Fall color: N/A Elevation: 9,000'



Ribes alpinum 'Green Mound' Green Mound Currant

Glossy green leaves on slender branches create a densely rounded shrub. A male cultivar that bears no fruit.

Height: 3'- 4' Foliage: Green
Spread: 2'- 3' Shape: Round
Fall color: Dull Yellow Elevation: 9,000'



Ribes aureum Yellow Flowering Currant

Yellow flowers on this broadly rounded shrub in the late spring have a clove-like fragrance. Pea-sized black fruit in summer.

Height: 4'- 6' Foliage: Green
Spread: 4'- 6' Shape: Round
Fall color: N/A Elevation: 10,000'



Rosa spp. Roses

Coming in all shapes and sizes, roses work well in any landscape.



DECIDUOUS SHUBS

Rosa spp.

Climbing Roses

Long season bloomers that will add vertical interest to your garden. Prune and stake to trellis in spring. Other varieties may also be available.

<u>Variety</u>	<u>Flower Color</u>
America (6'- 12')*	Orange/Pink Mix
Candy Cane (4'-8')	Pink/White Mix
Blaze (10'- 14' x 6'- 8')*	Medium Red
Don Juan (8'- 14' x 6'- 8')*	Dark Red
Fourth of July (8'-10' x 6')	Red/White Mix
Golden Showers (2'-4' x 6'-10')*	Yellow
Iceberg (3'-5' x 4'-6')*	White
Joseph's Coat (10' x 6'- 8')*	Red fades to Salmon & Yellow

Rosa spp.

Rugosa Roses

Roses bred for hardiness and vigor. From the original rugosa species, dark green foliage and lovely rose hips.

<u>Variety</u>	<u>Flower Color</u>
Hansa (4'- 6' x 4'- 6')*	Medium Red
Linda Campbell (5' x 5'- 6')	Dark Red

* Double flowers.

Please call for availability and pricing as our rose inventory changes rapidly and other roses may be available.

Rosa spp.

Shrub Roses

Shrub roses combine modern repeat blooming from June to frost with diverse flower forms, colors and fragrances. Spring pruning to live wood will help keep them shapely and looking healthy. Other varieties may also be available.

<u>Variety</u>	<u>Flower Color</u>
Bonica® (3'- 5' x 4'- 5')*	Medium Pink
Carefree Delight (3' x 3')	Pink
Carefree Sunshine (3'-4' x 3'- 4')	Yellow
ChAMPLAIN (3'- 4' x 2'- 4')	Cherry Red
CORAL KNOCK OUT® (4'-5' x 4'-5')	Orange-Coral
The Fairy (2'- 3' x 3'- 4')*	Light Pink
Fire Meidiland® (2' x 4')	Red
Fuchsia Meidiland® (3'- 6' x 3'- 5')*	Deep Fuchsia
Grace N' Grit™ (4-5' x 3-4')*	Pink
Grace N' Grit™ (4-5' x 3-4')*	Yellow
Home Run (3' x 3')	Red
Knock Out® (3'- 4' x 3'- 4')	Red/Dark Pink
Knock Out® (3'- 4' x 3'- 4')	Medium Pink
Sunny Knock Out® (3'- 4' x 3'- 4')	Yellow
Double Knock Out® (3'- 4' x 3'- 4')*	Red/Dark Pink
Double Knock Out® (3'- 4' x 3'- 4')*	Medium Pink
Morden Blush (2'- 3' x 2'- 3')	Pink
Morden Centennial (3'- 4' x 4'- 6')	Medium Pink
Morden Sunrise (2'- 3' x 2'- 3')	Orange Blend

DECIDUOUS SHUBS

Rosa spp. (Continued)

Nearly Wild (2'- 3' x 3'- 5')	Medium Pink
Oranges & Lemons (6'- 8')*	Yellow & Orange Stripes
Peachy Knock Out® (3'-4' x 3'-4')	Shell Pink
Pink Meidiland® (2'- 3' x 3'- 4'')	Pink Blend
Red Meidiland® (2'- 3 x 4'- 5')	Red Blend
Scarlet Meidiland® (3'- 4')*	Medium Red
Scarlet Spreader (2'- 3' x 2'- 3') *	Dark Red
Sea Foam (2'- 3' x 3'-5')	White
Sevillana (3'- 4' x 3'- 4')*	Fiery Red
White Knock Out® (3'-4' x 3'-4')	Sevillana White
White Meidiland® (2' x 5')*	White/Cream
Winnipeg Parks (3'-4' x 3'- 4')*	Medium Red

* Double flowers.

Rosa spp. Single Season Blooming Roses

Most species of roses offer early small blooms, once a season. Most can tolerate extreme weather conditions. Because of their colorful hips (fruit), they are good for attracting birds and other wildlife to the garden. The canes are often vigorous and arching. Stems may be highly colored but are almost always thorny, making large species good candidates for privacy hedging and deer frequented areas.

<u>Variety</u>	<u>Flower Color</u>
Austrian Copper (6'- 8'x 4'- 6')	Orange w/ Yellow Stamens
Harrison's Yellow Rose (5'- 6' x 4'- 6')	Yellow
Red Leaf (4'- 6' x 5'- 7')	Plant Select Pink
Woods (4'- 5' x 4'- 5')	Light Pink

Rosa spp. Groundcover Roses

These low-growing groundcover roses are useful for mass planting in a border or under a tree, and to mix colorfully with perennials or shrubs, line a path, or cover a slope. To reinvigorate groundcover roses cut back the plants by two-thirds each year while they are still dormant in early spring.

<u>Variety</u>	<u>Flower Color</u>
Floral Carpet (2' x 3')	Pink Blush, Pink, Red, White, Yellow
Drift® (3' x 4')	Pink, Coral, Red, Peach, Apricot, Whitish Yellow
Gourmet Popcorn (2' x 2')	White
OSO® Easy Cherry (2'- 4' x 2'- 4')	Cherry Red
OSO® Easy Paprika (1'- 2' x 3')	Coral with Gold Center

Rosa spp. Floribunda Roses

Make any landscape design stand out with the most colorful of rose types. Floribunda roses are bushy shrubs and produce flower clusters of 3 to 15.

<u>Variety</u>	<u>Flower Color</u>
Cinco de Mayo (2'- 3' x 2'- 3')	Red Orange blend
Easy Going (4'- 5' x 4'- 5')	Golden Peachy Yellow
Iceberg (2'- 3' x 3'- 4')*	White
Julia Child (3' x 3')	Butter Yellow
Living Easy (3'- 4' x 3'- 4')	Apricot Orange

DECIDUOUS SHUBS

Rosa spp.

Hybrid Roses

Hybrid teas are upright bushes that generally produce one flower per stem. Blooms have a high-center point. Species vary by year.

Please call for availability and pricing as our rose inventory changes rapidly and/or other roses may be available.

Rubus deliciosus

Boulder Raspberry

A native plant with fragrant, 2-inch white flowers in late spring and no thorns. A very versatile plant will take shade/sun/drought. The red fruit is seedy but edible.

Height: 3'- 6'

Foliage: Green



Spread: 3'- 6'

Shape: Cascade

Fall color: N/A

Elevation: 9,000'

Salix exigua

Coyote Willow

An upright shrub with arching branches. Has lovely gray/green foliage and fuzzy catkins in early spring. Great for moist sites.

Height: 6'- 12'

Foliage: Gray/Green



Spread: 4'- 8'

Shape: Upright

Fall color: N/A

Elevation: 9,000'

Salix integra 'Hakuro Nishiki'

Dappled Willow

Weeping branches display striking pink stems and buds, then foliage mottled in white, green and pink highlights.

Height: 15'- 20'

Foliage: Variegated



Spread: 15'- 20'

Shape: Upright

Fall color: N/A

Elevation: 9,000'

Salix purpurea nana

Dwarf Arctic Willow

A compact globular shrub with long foliage and fuzzy catkins early spring. Great for hedges and moist sites.



Height: 3'- 5'

Foliage: Blue Gray

Spread: 4'- 6'

Shape: Round

Fall color: Yellow

Elevation: 9,000'

Sambucus canadensis 'Aurea'

Golden Elder

A large rounded shrub with golden-yellow foliage all summer, white flowers in the spring and purplish-black berries in the fall.

Height: 8'- 12'

Foliage: Golden



Spread: 8'- 12'

Shape: Round

Fall color: N/A

Elevation: 8,000'

Sam. nigra Proven Winners® Color Choice® Black Lace® Elderberry

An upright shrub with dark purple to black leaves. Summer brings blooms of pink flowers, fall brings red edible berries.

Height: 6'- 8'

Foliage: Dark Purple/Black



Spread: 4'- 6'

Shape: Upright

Fall color: N/A

Elevation: 8,000'

DECIDUOUS SHUBS

Shepherdia argentea

Silver Buffaloberry

A dense large shrub with silvery green leaves. Suckers to form thickets. Good for tall hedges/screens. Red berries on females.

Height: 8'- 15'

Foliage: Gray/Green

Spread: 6'- 12'

Shape: Upright

Fall color: N/A

Elevation: 8,500'



Sorbaria sorbifolia

Ash Leaf Spirea

A clump-forming, medium-sized shrub with feathery green leaves and spikes of airy white flowers mid summer. Suckers.

Height: 4'- 6'

Foliage: Light Green

Spread: 6'- 8'

Shape: Upright

Fall color: Yellow

Elevation: 8,500'



Spiraea albiflora

Japanese White Spirea

A small shrub with dark green leaves. Flat white flowers beginning in mid to late summer.

Height: 18" - 24"

Foliage: Green

Spread: 2'- 3'

Shape: Round

Fall color: N/A

Elevation: 7,000'



Spiraea x bumalda 'Anthony Waterer'

Anthony Waterer Spirea

A small shrub with leaves that come out red and turn green. Rosy red flowers appear in early summer.

Height: 2'- 3'

Foliage: Green

Spread: 2'- 4'

Shape: Round

Fall color: Bronze Green

Elevation: 6,500'



Spiraea x bumalda 'Frobelii'

Froebel Spirea

A small upright rounded shrub with a unique bronze color. Reddish pink flowers from late spring to early summer.

Height: 3'- 4'

Foliage: Bronze/Green

Spread: 2'- 4'

Shape: Round

Fall color: N/A

Elevation: 7,500'



Spiraea x bumalda 'Goldflame'

Goldflame Spirea

A small upright rounded shrub with leaves that mature to a bronze color. Pink flowers from late spring to early summer.

Height: 2'- 3'

Foliage: Bronze/Green

Spread: 2'- 3'

Shape: Round

Fall color: Copper

Elevation: 7,500'

Spiraea x bumalda 'Limemound'

Limemound Spirea

A compact shrub with leaves that emerge lemon yellow and mature to a lime green color. Pink flowers from late spring to early summer.

Height: 3'- 4'

Foliage: Lime Green

Spread: 3'- 4'

Shape: Round

Fall color: Orange Red

Elevation: 7,500'



DECIDUOUS SHUBS

Spiraea x bumalda 'Magic Carpet' **Magic Carpet Spirea**

A very small shrub with red new growth that matures to a lime green. Has bright pink flowers in spring.

Height: 8"- 12" Foliage: Lime Green
 Spread: 12"- 15" Shape: Round
 Fall color: N/A Elevation: 7,500'

**Spiraea x 'Goldmound'** **Goldmound Spirea**

A small mounding shrub with a bright yellow color all season. Pink flower clusters in June and July. A good plant for contrast.

Height: 18"-24" Foliage: Yellow
 Spread: 2'- 3' Shape: Round
 Fall color: N/A Elevation: 7,500'

**Spiraea japonica 'Little Princess'** **Little Princess Spirea**

A dwarf shrub with light green leaves and lilac-pink flowers through summer.

Height: 12"- 18" Foliage: Green
 Spread: 2'- 3' Shape: Round
 Fall color: Red Elevation: 7,500'

**Spiraea japonica 'Neon Flash'** **Neon Flash Spirea**

A compact shrub with new growth that is red and matures to a dark green. Has bright neon red flowers in early summer.

Height: 2'- 3' Foliage: Green
 Spread: 3'- 4' Shape: Round
 Fall color: N/A Elevation: 7,500'

**Spiraea japonica 'SMSJMLA'** **Lil' Flirt Spirea**

A tough and compact spirea with rich burgundy new foliage that matures to green. Deep pink flowers spring and summer.

Height: 2'- 2.5' Foliage: Burgundy/Green
 Spread: 2'- 2.5' Shape: Round
 Fall color: N/A Elevation: 6,500'

**Spiraea nipponica 'Snowmound'** **Snowmound Spirea**

A medium-sized shrub with an abundance of white flowers in late spring. Arching branches and blue green foliage add interest.

Height: 3'- 5' Foliage: Blue/Green
 Spread: 3'- 5' Shape: Round
 Fall color: Yellow/Red Elevation: 8,000'

**Spiraea thunbergii 'Ogon'** **Mellow Yellow Spirea**

A rounded shrub that blooms in early spring. Narrow leaves emerge yellow in the spring and gradually fade to green.

Height: 4'- 5' Foliage: Yellow
 Spread: 4'- 5' Shape: Round
 Fall color: Orange/Russett Elevation: 6,500'



DECIDUOUS SHUBS

Spiraea x vanhouttei 'Renaissance' Renaissance Spiraea

This graceful shrub features a massive display of pure white flowers and colorful orange-red fall color.

Height: 5'- 6' Foliage: Green
Spread: 5'- 6' Shape: Round
Fall color: Red Orange Elevation: 8,500'



Symphoricarpos albus White Snowberry

A dense upright shrub with bluish-green leaves. Has small pinkish white flowers and white berries which persist into winter.

Height: 3'- 4' Foliage: Blue Green
Spread: 3'- 5' Shape: Irregular
Fall color: N/A Elevation: 8,500'



Symphoricarpos x chenaulti 'Hancock' Hancock Coralberry

A low growing, loose mounding shrub. Has small pinkish white flower clusters, followed by red fruit with white-spots.

Height: 2'- 3' Foliage: Green
Spread: 3'- 6' Shape: Mound
Fall color: N/A Elevation: 7,500'



Symphoricarpos orbiculatus Indian Currant or Red Coralberry

Arching branches give this oval shrub an open habit. Pale pink flowers in early summer become wine-colored berries in fall.

Height: 3'- 6' Foliage: Green
Spread: 3'- 6' Shape: Oval
Fall color: Red Elevation: 8,500'



Syringa 'Bailbelle' Tinkerbelle® Lilac

A compact form of lilac. Rounded compact form and showy pink-flowers make this a wonderful lilac for small areas.

Height: 5'- 6' Foliage: Green
Spread: 5'- 6' Shape: Round
Fall color: N/A Elevation: 7,500'



Syringa x chinensis Chinese Lilac

Loosely rounded shrub with small light green leaves and clusters of lavender flowers.

Height: 6'- 12' Foliage: Green
Spread: 6'- 12' Shape: Round
Fall color: N/A Elevation: 9,000'



Syringa x hyacinthiflora 'Mount Baker' Mount Baker Lilac

A lovely upright rounded shrub with deep green leaves and clusters of pure white flowers in early spring.

Height: 8'- 12' Foliage: Green
Spread: 8'- 12' Shape: Upright
Fall color: N/A Elevation: 9,000'



DECIDUOUS SHRUBS

Syringra x hyacinthiflora 'Pocahontas' Pocahontas Lilac


Early blooming, extremely hardy lilac variety with deep violet to pink fragrant flowers.

Height: 8'-12' Foliage: Dark Green
 Spread: 8'-12' Shape: Upright
 Fall color: Red to Purple Elevation: 9,000'

Syringa meyeri 'Palibin' Dwarf Korean Lilac

A lovely compact rounded shrub with beautiful clusters of pale lavender flowers in late spring.


Height: 4'- 6' Foliage: Green
 Spread: 4'- 6' Shape: Round
 Fall color: N/A Elevation: 8,500'
Available in Tree Form



Syringa patula 'Miss Kim' Miss Kim Lilac

A compact rounded shrub which has exquisite clusters of lavender pink flowers in late spring. Red/burgundy fall color.


Height: 3'- 5' Foliage: Green
 Spread: 3'- 5' Shape: Round
 Fall color: Wine Elevation: 8,500'
Available in Tree Form



Syrx 'Pen.' Proven Winners® Color Choice® Bloomerang® Purple Lilac

Re-blooming lilac blooms in spring and again mid-summer to first frost. Small habit fits into most gardens. Great for cuttings.

Height: 4'- 5' Foliage: Green
 Spread: 4'- 5' Shape: Round
 Fall color: N/A Elevation: 8,000'
Available in Tree Form




Syringia x prestoniae Canadian Hybrid Lilac

Very hardy varieties that bloom later than other hybrids.

Variety	Flower Color
'Donald Wyman' (8'x 8')	Dark Magenta
'James McFarlane' (10'x 8')*	Clear Pink
'Minuet' (5'x 10')	Light Rose
'Miss Canada' (8'x 7')	Bright Pink
'Royalty' (8'x 8')*	Single Purple

Height: Variable Foliage: Green
 Spread: Variable Shape: Round
 Fall color: N/A Elevation: 9,000'



Syringia 'SMSDTL' Little Darling® Lilac

Compact lilac bush that is both fragrant and reblooming. Purple blooms are heavy in spring and lighter in fall.

Height: 4' Foliage: Green
 Spread: 4' Shape: Round
 Fall color: N/A Elevation: Unknown

DECIDUOUS SHUBS


Syringa vulgaris

French Hybrid Lilac

Old-fashioned hybrids with large clusters of flowers in late spring.
'Common Purple' 'Common White'

Height: 10'- 20' Foliage: Blue Green 
Spread: 8'- 12' Shape: Upright
Fall color: N/A Elevation: 10,000'


<u>Variety</u>	<u>Flower Color</u>
'Charles Joly' (10'x 8')	Magenta/Red
'Ludwig Spaeth' (10'x 8')	Single Red/Purple
'President Grevy' (10'x 10')	Blue
'President Lincoln' (8'x 8')	Single Blue
'Sensation' (10'x 10')	Purple/White Margin

Height: Variable Foliage: Green 
Spread: Variable Shape: Round
Fall color: N/A Elevation: 9,000'

Viburnum x burkwoodii

Burkwood Viburnum


An upright rounded shrub that has glossy green leaves. Pink spring buds open into clusters of white fragrant flowers.

Height: 6'- 8' Foliage: Green 
Spread: 3'- 4' Shape: Round
Fall color: Bronze Purple Elevation: 7,500'

Viburnum carlesii

Korean Spice Viburnum

Flat-topped clusters of white, spicy scented flowers appear in mid-spring. Striking bronze-red foliage color in fall.

Height: 4'- 5' Foliage: Green 
Spread: 4'- 6' Shape: Round
Fall color: Bronze Red Elevation: 7,500'

Viburnum dentatum


Arrowwood Viburnum

Clusters of white flowers in late spring produce blue-black berries in the late summer. Wonderful rich red fall color.

Height: 8'- 10' Foliage: Green 
Spread: 8'- 10' Shape: Round
Fall color: Red Elevation: 8,000'

V. dentatum Proven Winners® Color Choice® Blue Muffin® Arrowhead


Creamy white summer flowers are followed by blue fruit in late summer.

Height: 4'- 7' Foliage: Green 
Spread: 3'- 4' Shape: Round
Fall color: Orange to Purple Elevation: 7,500'

DECIDUOUS SHRUBS


Viburnum dentatum 'Ralph Senior' **Autumn Jazz Viburnum**

Clusters of white flowers in early summer produce blue-black berries in the fall. Lovely fall colors.

Height: 8'- 12' Foliage: Green 
 Spread: 8'- 10' Shape: Vase
 Fall color: Yellow to Red Elevation: 7,500'

Viburnum x 'Juddii' **Juddi Viburnum**

Light pink blossoms appearing late spring. Rounded shrub with awesome fragrant blossoms.

Height: 6'- 8' Foliage: Green 
 Spread: 6'- 8' Shape: Round
 Fall color: Burgundy Elevation: 6,000'


Viburnum lantana **Wayfaring Tree**

Large round shrub with dark green foliage, white flowers and spectacular fall color. Persistent red fruit ripens to black.

Height: 12'- 15' Foliage: Green 
 Spread: 8'- 12' Shape: Round
 Fall color: Purple Bronze Elevation: 8,000'


Viburnum lantana 'Mohican' **Mohican Viburnum**

Medium rounded shrub with dark green foliage, white flowers and spectacular fall color. Persistent red fruit ripens to black.

Height: 6'- 8' Foliage: Green 
 Spread: 6'- 8' Shape: Round
 Fall color: Purple Bronze Elevation: 8,000'


Viburnum lentago **Nannyberry Viburnum**

Small tree or large shrub with an oval habit. White flowers in spring, blue-black berries late summer and maroon color in fall.

Height: 8'- 15' Foliage: Green 
 Spread: 6'- 8' Shape: Oval
 Fall color: Maroon Elevation: 8,500'


V. opulus 'Compactum' **Compact European Cranberrybush**

Compact spreading shrub. White spring flowers produce persistent scarlet fruit in summer.

Height: 4'- 5' Foliage: Green 
 Spread: 5'- 6' Shape: Round
 Fall color: N/A Elevation: 7,500'

Viburnum opulus 'nanum' **Dwarf European Viburnum**

A small globe shaped shrub with dark green foliage and spectacular wine red fall color.

Height: 1'- 2' Foliage: Green 
 Spread: 1'- 2' Shape: Globe
 Fall color: Red Elevation: 7,500'

DECIDUOUS SHUBS

Viburnum opulus 'Roseum'

Snowball Viburnum

A broad, rounded shrub with dark green foliage and large clusters of white flowers that fade to pink as they age.

Height: 8'- 12'

Foliage: Green

Spread: 8'- 12'

Shape: Round

Fall color: Maroon

Elevation: 7,500'



Viburnum plicatum tomentosum 'Mariesii'

Doublefile Viburnum

Tiered horizontal branches. White flat topped flowers clusters. Red fruit mature to black in fall.

Height: 8'-10'

Foliage: Green

Spread: 8'-12'

Shape: Round

Fall color: Reddish-purple

Elevation: 6,500'



V. plicatum 'Summer Snowflake'

Summer Snowflake Viburnum

Tiered horizontal branches magnificently display large, flat flower clusters. Red fruit in fall.

Height: 6'- 8'

Foliage: Green

Spread: 8'- 10'

Shape: Round

Fall color: Red to Purple

Elevation: 7,500'



Viburnum x rhytidophylloides 'Alleghany'

Alleghany Viburnum

A shrub with gray-green foliage with lots of large white flowers in May. Produces red fruit that matures to black. Semi-evergreen.

Height: 8'- 10'

Foliage: Gray Green

Spread: 6'- 10'

Shape: Round

Fall color: N/A

Elevation: 6,500'



Viburnum trilobum

American Viburnum

A large shrub with big white flower clusters and edible red berries.

Height: 8'- 10'

Foliage: Green

Spread: 8'- 10'

Shape: Round

Fall color: Yellow to Red

Elevation: 8,500'



V. trilobum 'Compactum'

Compact American Viburnum

Compact shrub has big white flower clusters and edible red berries.

Height: 4'- 5'

Foliage: Green

Spread: 4'- 5'

Shape: Round

Fall color: Red

Elevation: 7,500'



Weigela florida

Weigela

Weigelas are free-blooming shrubs that flower most heavily toward the end of their spring to early summer season.

Fall color: N/A

Shape: Round

Elevation: 6,000'



Weigela florida 'Alexandra'

Wine & Roses® Weigela

Height: 3'- 4'

Foliage: Burgundy

Spread: 3'- 4'

Flowers: Rosy-Pink

DECIDUOUS SHUBS

Weigela florida 'Bokrasopin' **Sonic Bloom® Weigela**

Height: 4'- 5' Foliage: Green
Spread: 4'- 5' Flowers: Pink

Weigela florida Proven Winners® Color Choice® **Spilled Wine®**

Height: 2'- 3' Foliage: Purple Black
Spread: 2'- 3' Flowers: Rosy-Pink

Weigela florida 'Courtalor' **Carnaval® Weigela**

Height: 3'- 5' Foliage: Green
Spread: 3'- 5' Flowers: Pink, White and Red

Weigela florida 'Dark Horse' **Dark Horse Weigela**

Height: 2'-3' Foliage: Dark Purple
Spread: 2'-3' Flowers: Pink

Weigela florida 'Elvera' **Midnight Wine® Weigela**

Height: 1'- 2' Foliage: Purple
Spread: 2'- 3' Flowers: Pink

Weigela florida 'Java Red' **Java Red Weigela**

Height: 3'-4' Foliage: Greenish purple
Spread: 4'-6' Flowers: Red/Pink

Weigela florida 'Mon Rigney' **My Monet Purple Effect®**

Height: 18"-3' Foliage: Variegated cream and mint
Spread: 18"-3' Flowers: Pink

Weigela florida My Monet® 'Sunset' **My Monet® Sunset**

Height: 12"-18" Foliage: Green, orange, yellow
Spread: 12"-18" Flowers: Pink

Weigela florida 'Minuet' **Minuet Weigela**

Height: 2'- 3' Foliage: Burgundy
Spread: 3'- 5' Flowers: Ruby-Red

Weigela florida Proven Winners® Color Choice® **My Monet®**

Height: 1'- 2' Foliage: Variegated Green/White
Spread: 2' Flowers: Pink

Weigela florida 'MonRigney' **Golden Jackpot® Weigela**

Height: 4'-6' Foliage: Chartreuse
Space: 4'-6' Flowers: Pink

Weigela florida 'Red Prince' **Red Prince Weigela**

Height: 4'- 6' Foliage: Green
Spread: 4'- 6' Flowers: Deep-Red, Will Rebloom

DECIDUOUS SHUBS / FRUIT

Weigela florida 'Variegata'

Variegated Weigela

Height: 4'- 6'

Foliage: Green/White Margins

Spread: 6'- 8'

Flowers: Rosy-Pink

Weigela x 'Velda'

Tuxedo Weigela

Height: 2'- 3'

Foliage: Burgundy-black

FRUIT

We carry a wide variety of fruit trees,
berries and vines.

- **Apple, apricot, cherry, peach, pear, and plum trees in containers and B&B.**
- **Blackberry, blueberry, chokecherry, currents, gooseberry, and raspberry shrubs in containers.**
- **Grape vines in containers.**

**Please call or check on-line for varieties, sizes,
prices, and availability.**



EST. 1907

JAMES NURSERY
COMPANY

VINES & GROUNDCOVERS

VINES

Campsis

Trumpet Vine

A very vigorous vine. Pinch to encourage branching. Pruning is necessary. Large, showy trumpet-shaped flowers.

Variety	Flower Color
Campsis flava	Yellow
Campsis radicans	Red Orange
Campsis tagliabuana 'Madam Galen'	Apricot Red

Height: 30' Foliage: Green
 Spread: N/A Shape: Vine
 Fall color: N/A Elevation: 5,500'



Clematis spp.

Clematis

Flowering vine with vibrant blooms in a wide range of colors. Great for trellises. Best if foliage is in sun and roots in shade. With almost 300 species, please call for current availability.

Height: Vine Foliage: Green
 Spread: N/A Shape: Vine
 Fall color: N/A Elevation: Varies



Hedera helix

English Ivy

Good groundcover, will climb if trellised or against wall. Glossy green leaves on stout branches. Prune to keep confined.

Height: Vine Foliage: Green
 Spread: N/A Shape: Vine
 Fall color: Evergreen Elevation: 6,500'



Hydrangea anomala petiolaris

Climbing Hydrangea

A vigorous, shade loving vine that clings to surfaces. Shrubby habit when young. White, fragrant blooms in summer.

Height: 30'-50' Foliage: Green
 Spread: 5'-6' Shape: Vine
 Fall color: Yellow Elevation: 5,500'



Lonicera

Honeysuckle

A woody vine with bright green oval leaves. Prolific tubular, fragrant flowers all summer. Please call for current availability.

Variety	Flower Color
Lonicera x brownii 'Dropmore Scarlet'	Orange
Lonicera x heckrottii 'Goldflame'	Reddish-Orange
Lonicera x heckrottii 'Pink Lemonade'	Pink
Lonicera henryi	Magenta
Lonicera japonica 'Halliana'	White
Lonicera per. Peaches and Cream	Cream-Pink
Lon. reticulata x prolifera 'Kintzley's Ghost'	Yellow

Height: Vine Foliage: Green
 Spread: N/A Shape: Vine
 Fall color: Purplish Elevation: 8,500'



VINES & GROWDCOVERS

Parthenocissus quinquefolia Virginia Creeper/Englemann Ivy

A vigorous/aggressive vine which will either climb or creep. Brilliant red fall color and bluish/black berries in fall.

Height: Vine

Foliage: Green

Spread: N/A

Shape: Vine

Fall color: Red

Elevation: 9,000'



Parthenocissus tricuspidata Boston Ivy

Ivy probably best known for covering the outfield walls at Wrigley Field. Leaves turn bright red in fall. Shade for climbing.

Height: Vine

Foliage: Green

Spread: N/A

Shape: Vine

Fall color: Red

Elevation: 9,000'



Polygonum aubertii Silver Lace Vine

Late in summer, this twining vine is covered in small white flowers. Great on trellises, fences and arbors. Needs support for climbing.

Height: Vine

Foliage: Green

Spread: N/A

Shape: Vine

Fall color: N/A

Elevation: 9,000'



Wisteria sinensis Wisteria

Vine is covered in pendulous clusters of purple flowers in spring. In our climate does not bloom every year. Pruning is needed.

Height: Vine

Foliage: Green

Spread: N/A

Shape: Vine

Fall color: N/A

Elevation: 7,500'



VINES & GROUNDCOVERS

Groundcovers

Arctostaphylos x coloradoensis Mock Bearberry Manzanita

Dark green leaves with cinnamon-red exfoliating bark. Urn-shaped, pale pink flowers in spring with red berries in fall. Thrives under evergreens.

Height: 4"- 10" Foliage: Green
Spread: 2'- 4' Shape: Spreading
Fall color: Green Elevation: 7,500'



Arctostaphylos uva-ursi Kinnikinnick

Low-growing evergreen. Early spring brings small pink flowers followed by red fruit. Provides winter color.

Height: 3"- 6" Foliage: Green
Spread: 2'- 3' Shape: Spreading
Fall color: Bronze Red Elevation: 10,000'



Euonymus fortunei 'Coloratus' Purpleleaf Wintercreeper

Spreading mass of green leaves turn purple red in winter. Good groundcover for providing winter interest.

Height: 12"- 18" Foliage: Green
Spread: 3'- 6' Shape: Spreading
Fall color: Purple Red Elevation: 7,000'



Mahonia repens Creeping Oregon Grape Holly

Broadleaf evergreen groundcover turns purple red in winter, has yellow spring flowers and blue summer berries.

Height: 12"- 18" Foliage: Green
Spread: 12"- 18" Shape: Spreading
Fall color: Red Elevation: 9,000'



Vinca minor 'Bowles Variety' Bowles Periwinkle

A flowering plant that is frequently evergreen. Blue flowers and glossy green foliage in summer makes it a rare shade bloomer.

Height: 4"- 6" Foliage: Green
Spread: 12"- 18" Shape: Spreading
Fall color: N/A Elevation: 8,000'



**MANY OTHER GROUNDCOVER VARIETIES ARE AVAILABLE.
PLEASE CALL FOR AVAILABILITIES.**

SHADE & ORNAMENTAL TREES

SHADE & ORNAMENTAL TREES

Acer x freemanii 'Autumn Blaze' **Autumn Blaze Maple**

A cross between a silver and red maple. Hardy and fast growing like a silver maple with the fall color of a red maple.

Height: 40'- 50' Foliage: Green

Spread: 30'- 40' Shape: Upright

Fall color: Red/Orange Elevation: 6,500'



Acer x freemanii 'DTR 102' **Autumn Fantasy® Maple**

A fast growing hybrid of silver and red maple. Leaves resemble those of a silver maple. Reliable red fall color.

Height: 45'-50' Foliage: Green

Spread: 35'-40' Shape: Broadly oval

Fall color: Bright red Elevation: 6,500'



Acer x freemanii 'Sienna' **Sienna Glen® Maple**

A hardy cross between a silver and red maple. This is a tough, low maintenance tree.

Height: 40'- 50' Foliage: Green

Spread: 30'- 40' Shape: Upright

Fall color: Rusty Elevation: 6,500'



Acer ginnala 'Flame' **Amur Flame Maple**

A large shrub or small tree. Bright green leaves highlighted by red seeds in the late summer. Fiery red foliage in fall.

Height: 15'- 20' Foliage: Green

Spread: 15'- 20' Shape: Round

Fall color: Red/Orange Elevation: 8,500'



Acer glabrum **Rocky Mountain Maple**

A slow growing native. Five-lobed, dark green leaves are highlighted by red seeds in the late summer.

Height: 10'- 20' Foliage: Dark Green

Spread: 10'- 15' Shape: Round

Fall color: Yellow/Red/Orange Elevation: 9,000'



Acer grandidentatum **Bigtooth Maple**

A slow growing native. Five-lobed, dark green leaves have blunt teeth and are highlighted by red seeds in the late summer. Native to the Rocky Mountains.

Height: 20'- 30' Foliage: Green

Spread: 20'- 30' Shape: Round

Fall color: Yellow/Red/Orange Elevation: 8,000'



SHADE & ORNAMENTAL TREES

Acer x grandidentatum 'Hipazam' **Highland Park® Maple**

A tough tree with leathery, tatter-proof leaves. Grows vigorously and is water thrifty.

Height: 25'-35' Foliage: Dark green
Spread: 20'-25' Shape: Pyramidal, Upright
Fall color: Orange to red Elevation: 8,000'



Acer grandidentatum 'JFS-NuMex 3' PP 27930 **Mesa Glow® Maple**

A cold hardy, drought tolerant and adaptable tree for Colorado climate.

Height: 25'-30' Foliage: Dark green
Spread: 15'-20' Shape: Upright oval
Fall color: Orange red to red Elevation: 8,000'



Acer grandidentatum Rocky Mountain Glow® **Bigtooth Maple**

A small, tough maple specimen native to the Rocky Mountains.

Height: 20'- 25' Foliage: Dark Green
Spread: 12'- 15' Shape: Oval
Fall color: Orange to red Elevation: 8,000'



Acer griseum **Paperbark Maple**

Handsome tree with an open habit. Soft green leaves change to scarlet in fall. Papery sheets of old bark peel to expose cinnamon brown new bark.

Height: 20'- 25' Foliage: Green
Spread: 15'- 20' Shape: Round
Fall color: Scarlett Elevation: unknown



Acer miyabei 'Morton' **State Street Maple**

Great mid-sized maple for difficult conditions.

Height: 30'- 40' Foliage: Dark Green
Spread: 20'- 30' Shape: Round
Fall color: Yellow Elevation: 6,000'



Acer negundo 'Sensation' **Sensation Box Elder**

A fast growing tree, this male clone does not attract boxelder bugs. Improved branching structure. Good for harsh sites.

Height: 30'- 35' Foliage: Green
Spread: 20'- 25' Shape: Columnar
Fall color: Red Orange Elevation: 7,000'



Acer palmatum **Japanese Maple**

Many different cultivars of this typically understory maple are grown worldwide for their attractive leaf shapes and colors. With more than 1,000 cultivars, call us for a list of available varieties.



SHADE & ORNAMENTAL TREES

Acer platanoides 'Columnare' **Columnar Norway Maple**

A narrow upright form of Norway maple. Has a yellow fall color.
Great for tight places!

Height: 45'- 55' Foliage: Green
Spread: 15'- 20' Shape: Columnar
Fall color: Yellow Elevation: 6,500'



Acer platanoides 'Crimson Sentry' **Crimson Sentry Maple**

A compact head displays deep purple leaves that become maroon to reddish-bronze in fall. Great small tree.

Height: 20'- 25' Foliage: Dark Green
Spread: 10'- 15' Shape: Dense Oval
Fall color: Maroon Elevation: 7,000'



Acer truncatum platanoides 'JFS-KW202' **Crimson Sunset® Maple**

Heat tolerant maple with deep purple foliage. More compact than Crimson King maple.

Height: 35' Foliage: Glossy Purple
Spread: 25' Shape: Upright, oval
Fall color: Maroon to reddish bronze Elevation: 6,500'



Acer platanoides 'Deborah' **Deborah Maple**

A rounded tree with leaves that emerge red in spring and turn to a dark bronze-green color upon maturity.

Height: 40'- 50' Foliage: Bronze Green
Spread: 40'- 50' Shape: Round
Fall color: Bronze Elevation: 6,500'



Acer platanoides 'Emerald Lustre' **Emerald Lustre® Maple**

A well structured tree that has great branching at a young age. Great lawn tree.

Height: 40'-60' Foliage: Glossy green
Spread: 40'-60' Shape: Rounded to oval
Fall color: Yellow Elevation: 6,500'



Acer platanoides 'Emerald Queen' **Emerald Queen Maple**

A large oval tree, that has leaves with five lobes that emerge with a reddish cast and turn green as they mature.

Height: 40'- 50' Foliage: Green
Spread: 30'- 40' Shape: Oval
Fall color: Yellow Elevation: 6,500'



Acer platanoides 'Royal Red' **Royal Red Maple**

Five lobed leaves appear bright red in spring maturing to maroon.

Height: 30'- 40' Foliage: Maroon
Spread: 25'- 30' Shape: Broadly Oval
Fall color: Same Elevation: 6,500'



SHADE & ORNAMENTAL TREES

Acer rubrum 'Armstrong' **Armstrong Maple**

A fast-growing, columnar selection. Great for street plantings.

Height: 40'- 50' Foliage: Dark Green

Spread: 15'- 20' Shape: Fastigate

Fall color: Yellow to Orange-Red Elevation: 6,500'



Acer rubrum 'JFS-KW78 P.A.F' **Armstrong Gold® Maple**

Improved variety of Armstrong maple. Brighter, denser foliage and less leggy than Armstrong.

Height: 35'-40' Foliage: Medium green

Spread: 12' Shape: Tightly fastigiated

Fall color: Golden to orange Elevation: 6,5000'



Acer rubrum 'Frank Jr.' **Redpointe® Maple**

An upright, broadly pyramidal tree that is a fast grower. Its straight and dominant central leader results in stronger branch angles.

Height: 40'- 50' Foliage: Dark Green

Spread: 25'- 30' Shape: Broadly Pyramidal

Fall color: Bright Red Elevation: 6,500'



Acer rubrum 'Franksred' **Red Sunset® Maple**

An upright to pyramidal tree with light gray bark and spectacular orange to red fall color.

Height: 40'- 50' Foliage: Green

Spread: 30'- 40' Shape: Pyramid

Fall color: Orange to Red Elevation: 6,500'



Acer rubrum 'October Glory' **October Glory® Maple**

A broad oval tree with lustrous green leaves that become crimson red in the fall.

Height: 40'- 50' Foliage: Green

Spread: 25'- 30' Shape: Pyramid

Fall color: Orange to Red Elevation: 6,500'



Acer saccharinum **Silver Maple**

A Colorado hardy, fast-growing tree. Has fine, deeply lobed, silver backed leaves.

Height: 40'- 50' Foliage: Green

Spread: 25'- 30' Shape: Irregular

Fall color: Light Yellow Elevation: 8,000'



Acer saccharum 'Autumn Splendor' **Autumn Splendor Caddo Maple**

Sugar maple variety that is resistant to heat, drought and leaf tatter.

Height: 30'- 45' Foliage: Glossy green

Spread: 30'- 40' Shape: Oval to round

Fall color: Orange to Red Elevation: 6,500'



SHADE & ORNAMENTAL TREES

Acer saccharum 'Bailsta'

Fall Fiesta Maple

Large sugar maple with a symmetrical growth habit.

Height: 50'- 70' Foliage: Dark green

Spread: 30'- 45' Shape: Oval

Fall color: Red, orange and yellow Elevation: 6,500'



Acer saccharum 'Barrett Cole'

Apollo Maple

Compact columnar sugar maple with deep green foliage

Height: 20'- 30' Foliage: Deep green

Spread: 8'- 10' Shape: Columnar, fastigate

Fall color: Red orange, to yellow Elevation: 6,500'

Acer saccharum 'Green Mountain'

Green Mtn.® Sugar Maple

Dark green summer leaves turn reddish orange to red in fall. Probably the hardiest sugar maple and best choice for northern areas.

Height: 40'- 60' Foliage: Green

Spread: 30'- 35' Shape: Irregular

Fall color: Orange to Red Elevation: 8,500'



Acer saccharum 'Hiawatha 1'

Oregon Trail® Maple

A Kansas tough tree found growing along the Oregon Trail. Cold, heat and drought tolerant.

Height: 45'-50' Foliage: Dark green

Spread: 40'-50' Shape: Broadly oval to rounded

Fall color: Orange red to red Elevation: Unknown



Acer saccharum 'JFS-Caddo2'

Flashfire® Maple

Caddo sugar maple which is tolerant to heat, drought and wind.

Height: 45' Foliage: Deep green

Spread: 40' Shape: Round

Fall color: Fiery orange-red Elevation: 6,500'



A. tataricum 'GarAnn (PP 15,023)'

Hotwings® Tatarian Maple

An excellent performer for rugged climates. Tree appears in bloom when seeds turn to a scarlet red in summer. Plant Select.

Height: 20'- 25' Foliage: Dark Green

Spread: 18'- 20' Shape: Irregular

Fall color: Orange Red Elevation: 8,500'



Acer tataricum 'JFS-KW2'

Rugged Charm® Maple

Compact ornamental maple tree with red seed pods that look like wings.

Height: 20'- 25' Foliage: Green

Spread: 10'- 15' Shape: Upright

Fall color: Yellow, orange to red Elevation: Unknown



SHADE & ORNAMENTAL TREES

A. tataricum 'Patell'

Pattern Perfect® Maple

An excellent performer for rugged climates. Tree appears in bloom when seeds turn to a scarlet red in summer.

Height: 20'- 25' Foliage: Dark Green

Spread: 18'- 20' Shape: Broadly Oval to Rounded

Fall color: Orange Red Elevation: 8,500'



**OTHER MAPLE VARIETIES ARE AVAILABLE.
PLEASE CALL FOR AVAILABILITY.**

Aesculus 'Autumn Splendor'

Autumn Splendor Buckeye

A beautiful buckeye variety known for its fall color. Great mid-size tree for small yards.

Height: 20'-25' Foliage: Glossy green

Spread: 20'-25' Shape: Round

Fall color: Reddish-orange Elevation: 6,000'



Aesculus x carnea 'Briotii'

Ruby Red Horsechestnut

Small, oval to rounded tree noted for its deep pink flowers in upright panicles in mid-May. The prickly seedpods which can be messy on the original hybrid are nearly absent on this cultivar.

Height: 25'- 35' Foliage: Dark Green

Spread: 15'- 35' Shape: Oval to Round

Fall color: Yellow Elevation: 8,500'



Aesculus x carnea 'Fort McNair'

Fort McNair Horsechestnut

A beautiful specimen for small areas. Showy clusters of pink flowers with yellow throats in late spring.

Height: 30'-40' Foliage: Dark green

Spread: 20'-30' Shape: Round

Fall color: Golden yellow Elevation: 6,000'



Aesculus glabra

Ohio Buckeye

Small rounded tree with dark-green compound leaves and white blooms in early spring. Develops 1.5-inch green spiny fruits.

NOTE: Seeds poisonous to people.

Height: 30'- 35' Foliage: Dark Green

Spread: 30'- 35' Shape: Round

Fall color: Yellow/Orange Elevation: 8,500'



Amelanchier alnifolia

Saskatoon Serviceberry

Small tree or large shrub with small, fragrant white flowers that appear as foliage develops. Has purplish-black fruit in mid-summer.

Height: 6'- 12' Foliage: Green

Spread: 6'- 12' Shape: Upright

Fall color: Yellow to Soft Reds Elevation: 10,000'



SHADE & ORNAMENTAL TREES

Amelanchier canadensis

Shadblow Serviceberry

Small tree or large shrub with showy white flowers that appear in spring before the foliage. Has edible blue fruit that attracts birds.

Height: 12'- 15' Foliage: Green
Spread: 8'- 10' Shape: Upright
Fall color: Orange Yellow Elevation: 8,500'



Amelanchier grandiflora 'A. B.' Autumn Brilliance Serviceberry

A small tree with white flowers in the spring, edible purplish-black berries in the summer and brilliant red-orange color in the fall.

Height: 18'- 20' Foliage: Green
Spread: 12'- 15' Shape: Round
Fall color: Red Orange Elevation: 7,000'



Amelanchier x grandiflora 'Cole's Select' Cole's Select Serviceberry

A vase-shaped shrub or small tree. White flowers in spring followed by berries

Height: 15'- 20' Foliage: Glossy green
Spread: 12'- 15' Shape: Vase
Fall color: Orange-red Elevation: 7,000'



Amelanchier x grandiflora 'Robin Hill' Robin Hill Serviceberry

An upright growing serviceberry. Pink buds open to pale pink flowers. Edible purple fruit.

Height: 15'-25' Foliage: Medium green
Spread: 12'-18' Shape: Upright, oval
Fall color: yellow orange red Elevation: 7,000'



Amelanchier laevis 'Snowcloud'

Snowcloud Serviceberry

An upright serviceberry great as a street tree. Foliage emerges reddish bronze in spring.

Height: 20'-25' Foliage: Dark green
Spread: 15'-20' Shape: Upright, oval
Fall color: orange to scarlet red Elevation: 7,000'



Amelanchier laevis 'JFS-Arb'

Spring Flurry® Serviceberry

A great serviceberry tree with a dominant central leader. White flowers followed by edible berries.

Height: 20'- 30' Foliage: Medium green
Spread: 15'- 20' Shape: Upright oval
Fall color: Orange Elevation: 8,500'



Betula nigra 'Cully'

Heritage® River Birch

Narrow pyramidal crown when young, spreading wider and becoming more oval with age. Scaly beige and creamy white bark.

Height: 40'- 50' Foliage: Glossy Green
Spread: 25'- 35' Shape: Pyramid
Fall color: Yellow Elevation: 6,000'



SHADE & ORNAMENTAL TREES

Betula occidentalis (fontinalis) Native or Western River Birch

A small tree or large shrub. Arching branches and a spreading habit. Exfoliating cinnamon bark. Somewhat deer resistant. Good for wet sites.

Height: 15'- 30' Foliage: Light Green
Spread: 15'- 30' Shape: Irregular
Fall color: Yellow Elevation: 9,000'



Betula platyphylla 'Jefpark' Parkland Pillar Birch

White barked, narrow, fast growing tree that is tolerant of heat drought and alkaline soils.

Height: 30'- 40' Foliage: Green
Spread: 6'- 7' Shape: Columnar, fastigiate
Fall color: Yellow Elevation: 6,000'



Betula utilis var. jacquemontii Jacquemontii Birch

Bright white peeling bark on this pyramidal tree.

Height: 30'- 40' Foliage: Dark Green
Spread: 20'- 25' Shape: Upright oval
Fall color: Golden yellow Elevation: 6,500'



Carpinus betulus 'Fastigiata' Columnar European Hornbeam

A lovely tree with gray bark which contrasts nicely with its dark green leaves.

Height: 25'- 35' Foliage: Dark Green
Spread: 15'- 25' Shape: Columnar
Fall color: Yellow Elevation: 6,000'



Carpinus betulus 'Frans Fontaine' Frans Fontaine Hornbeam

A great specimen tree with dense columnar shape. Tighter columnar growth than fastigiata.

Height: 25'-40' Foliage: Dark green
Spread: 15'-20' Shape: Columnar
Fall color: Golden Elevation: 6,000'



Carpinus caroliniana American Hornbeam

Small, adaptable understory tree. Prefers moist conditions.

Height: 20'- 30' Foliage: Dark Green
Spread: 20'- 30' Shape: Oval
Fall color: Yellow to orange-red Elevation: Unknown



Catalpa speciosa Western Catalpa

A large tree with heart-shaped leaves and long catkins. Tolerates drought and heat. Fragrant early summer flowers. Bean pods.

Height: 40'- 60' Foliage: Green
Spread: 30'- 50' Shape: Oval
Fall color: Yellow Elevation: 6,500'



SHADE & ORNAMENTAL TREES

Catalpa speciosa 'Hiawatha 2'

Heartland® Catalpa

A narrow upright growing catalpa. Large, white flowers clusters bloom in summer.

Height: 40'-50' Foliage: Dark Green
Spread: 20'-25' Shape: Upright narrow oval
Fall color: Yellow-green Elevation: 6,500'



Catalpa x erubescens 'Purpurea'

Purple Catalpa

A hybrid catalpa. Leaves emerge purple in spring and change to dark green in summer. Large white flowers in summer.

Height: 40'-50' Foliage: Purple turning to green
Spread: 40'-50' Shape: Broad, Round
Fall color: Yellow Elevation: 6,500'



Celtis occidentalis

Western Hackberry

A very hardy large shade tree with an upright branching habit. A Colorado native with corky bark.

Height: 50'- 60' Foliage: Bright Green
Spread: 40'- 50' Shape: Round
Fall color: Yellow Elevation: 9,000'



Celtis occidentalis 'JFS-KSUI'

Prairie Sentinel® Hackberry

Columnar hackberry variety that is heat, drought and cold tolerant.

Height: 40'- 45' Foliage: Green
Spread: 10'- 12' Shape: Columnar, fastigiate
Fall color: Yellow Elevation: 7,000'



Cercis canadensis

Eastern Redbud

Small tree often grown as a clump. Known for its dark pink flowers which appear before its heart-shaped leaves in early spring.

Height: 20'- 30' Foliage: Green
Spread: 20'- 30' Shape: Round
Fall color: Yellow Elevation: 6,000'



Cercis Canadensis 'Alba'

White bud

Small white flowers, appear in early spring on leafless branches. Thrives in moist, well drained soils.

Height: 20'- 30' Foliage: Green
Spread: 20'- 30' Shape: Round
Fall color: Yellow Elevation: Unknown



Cercis canadensis 'Lavender Twist'

Lavender Twist® Redbud

Weeping, compact tree has slightly zigzagging branches that create a lattice work of foliage. Magenta buds open to rosy pink flowers.

Height: 5'- 6' Foliage: Green
Spread: 7'- 8' Shape: Weeping
Fall color: Yellow Elevation: 6,000'



SHADE & ORNAMENTAL TREES

Cercis canadensis 'Forest Pansy' Forest Pansy Redbud

Small tree often grown as a clump. Known for its dark pink flowers which appear before its heart-shaped leaves in early spring.

Height: 20'- 25' Foliage: Deep Purple to Bronze
Spread: 20'- 25' Shape: Upright
Fall color: Yellow Elevation: 6,000'



Cornus controversa 'June Snow' June Snow Dogwood

Flat topped clusters of white flowers in spring produce blue-black berries in fall.

Height: 20'- 30' Foliage: Green
Spread: 30'- 40' Shape: Spreading
Fall color: Orange-red to purple Elevation: 6,000'



Cornus x KN30-8 Venus® Dogwood

Small tree with large white flowers in spring. Produces- berry like fruit. Will appreciate afternoon shade.

Height: 20'-25' Foliage: Deep Green
Spread: 25'-30' Shape: Layered, irregular
Fall color: Red Elevation: Unknown



Cornus kousa Kousa Dogwood

A beautiful specimen tree. White, star shaped flowers in spring. Layered branching and unique bark.

Height: 15'-25' Foliage: Green
Spread: 15'-25' Shape: Vase
Fall color: Red to purple Elevation: Unknown



Cornus mas Cornelian Cherry Dogwood

Small tree or large shrub. Yellow flowers appear prior to foliage. Edible fruits are great for wildlife.

Height: 15'-25' Foliage: Dark green
Spread: 10'-15' Shape: Rounded, spreading
Fall color: Reddish purple Elevation: 6,500'



Crataegus ambigua Russian Hawthorn

Small tree or large shrub that has a dense vase shape. Has white flowers and red berries. THORNS.

Height: 15'- 25' Foliage: Green
Spread: 12'- 20' Shape: Vase
Fall color: Orange and Red Elevation: 9,500'



Crataegus crus-galli 'Inermis' Thornless Cockspur Hawthorn

Small tree or large shrub with a rounded horizontal shape. White flowers in late spring; red berries fall-winter. THORNLESS.

Height: 15'- 22' Foliage: Green
Spread: 15'- 20' Shape: Round
Fall color: Orange Red Elevation: 8,000'



SHADE AND ORNAMENTAL

SHADE & ORNAMENTAL TREES

Crataegus laevigata 'Superba'

Crimson Cloud Hawthorn

Stunning crimson flowers in spring. Red persistent berries from fall into winter make this tree interesting year round.

Height: 15'- 20'

Foliage: Green

Spread: 12'- 18'

Shape: Oval

Fall color: N/A

Elevation: 6,000'



Crataegus phaenopyrum

Washington Hawthorn

Small tree or large shrub. Upright in youth becoming oval with age. Single white flowers, red berries. THORNS.

Height: 20'- 25'

Foliage: Green

Spread: 15'- 25'

Shape: Broad Oval

Fall color: Scarlet

Elevation: 6,500'



Crataegus viridis 'Winter King'

Winter King Hawthorn

Large white flower clusters are followed by bright red fruit that persists into winter. Bark exfoliates with age. THORNS.

Height: 15'- 20'

Foliage: Green

Spread: 12'- 18'

Shape: Vase

Fall color: Purple/Red/Gold

Elevation: 7,500'



Fagus sylvatica 'Dawyck Purple'

Dawyck Beech

Tall columnar tree has foliage which emerges cooperly-bronze, maturing to deep purple. Prefers moist, well- drained soil.

Height: 40'- 50'

Foliage: Deep purple

Spread: 10'-12'

Shape: Columnar, fastigiate



Fagus sylvatica 'Roseomarginata'

Tricolor Beech

Beautiful foliage has splashes of rose, pink and cream. Great lawn tree.

Height: 30'- 40'

Foliage: Tricolor

Spread: 20'- 30'

Shape: Oval

Fall color: N/A

Elevation: 7,000'



Fraxinus americana 'Autumn Purple'

Autumn Purple® Ash

A uniform, quick-growing pyramidal to rounded tree. Has consistent outstanding fall color. SEEDLESS.

Height: 40'- 60'

Foliage: Green

Spread: 40'- 50'

Shape: Round/Oval

Fall color: Purple/Red

Elevation: 6,500'



Fraxinus pennsylvanica 'Marshall'

Marshall Ash

Upward curving branches form an irregularly round head. Glossy green leaflets turn yellow in fall. SEEDLESS.

Height: 50'- 60'

Foliage: Green

Spread: 40'- 50'

Shape: Irregular

Fall color: Yellow

Elevation: 8,500'



SHADE & ORNAMENTAL TREES

***Fraxinus pennsylvanica* 'Patmore'** **Patmore Ash**

A more uniform and symmetrical conical to rounded ash with an ashy grey bark with diamond-like pattern. SEEDLESS.

Height: 40'- 50' Foliage: Green
Spread: 30'- 40' Shape: Upright Oval
Fall color: Yellow Elevation: 8,500'



***Fraxinus pennsylvanica* 'Summit'** **Summit Ash**

Upward curving branches form a uniform, oval crown. Glossy green leaflets which turn yellow in fall. SEEDLESS.

Height: 50'- 60' Foliage: Green
Spread: 25'- 30' Shape: Oval
Fall color: Yellow Elevation: 8,500'



***Ginkgo biloba* 'Autumn Gold'** **Autumn Gold Ginkgo**

A fruitless male strain. Unique fan-shaped foliage

Height: 25'- 45' Foliage: Green
Spread: 30'- 35' Shape: Pyramidal
Fall color: Yellow Elevation: 5,500'



***Ginkgo biloba* 'Magyar'** **Magyar Ginkgo**

A seedless strain with unique fan-shaped foliage.

Height: 40'- 50' Foliage: Green
Spread: 30'- 40' Shape: Pyramidal
Fall color: Bright yellow Elevation: 6,000'



***Ginkgo biloba* 'Princeton Sentry'** **Princeton Sentry Ginkgo**

Male, seedless variety. Pyramid formed tree that is great for tight spaces.

Height: 35'-40' Foliage: Green
Spread: 12'-15' Shape: Columnar
Fall color: Vivid yellow Elevation: 6,000'



***Gleditsia triacanthos inermis*. 'Imperial'** **Imperial® Honeylocust**

Small oval leaflets adorn this tightly rounded tree. Bright green summer color and light yellow in fall. THORNLESS.

Height: 30'- 40' Foliage: Green
Spread: 30'- 40' Shape: Round
Fall color: Yellow Elevation: 6,500'



***G. triacanthos inermis*. 'Shademaster'** **Shademaster® Honeylocust**

An airy rounded tree, with small oval true green leaves. Has an open and airy feel. THORNLESS.

Height: 40'- 60' Foliage: Green
Spread: 30'- 40' Shape: Open Round
Fall color: Yellow Elevation: 6,500'



SHADE & ORNAMENTAL TREES

Gledistia triacanthos inermis 'Skyline' Skyline® Honeylocust

A pyramidal form of honeylocust with larger, darker green leaves than other varieties. THORNLESS.

Height: 40'- 50' Foliage: Green
Spread: 30'- 40' Shape: Pyramidal
Fall color: Yellow Elevation: 6,500'



G. triacanthos inermis 'Sunburst' Sunburst® Honeylocust

Leaflets emerge yellow in spring then become green as they mature. THORNLESS.

Height: 30'- 40' Foliage: Green
Spread: 30'- 40' Shape: Round
Fall color: Yellow Elevation: 6,500'



Gymnocladus dioicus Kentucky Coffee Tree

A very large and statuesque tree. Large, pinnately compound medium green leaves. White flower clusters in early summer.

Height: 50'- 60' Foliage: Green
Spread: 30'- 40' Shape: Irregular Oval
Fall color: Yellow Elevation: 7,500'



G. dioicus 'Espresso-JFS' Espresso™ Kentucky Coffee Tree

A very large and statuesque tree. Large, pinnately compound medium green. White flower clusters in early summer. SEEDLESS.

Height: 45'- 50' Foliage: Green
Spread: 30'- 35' Shape: Irregular Oval
Fall color: Yellow Elevation: 7,500'



Heptacodium miconioides Seven-Son Flower

Small tree to large shrub. Late summer flowers are fragrant white clusters which turn red and persist into fall. Interesting exfoliating bark.

Height: 15'- 20' Foliage: Glossy green
Spread: 10'- 15' Shape: Vase
Fall color: Orange-red Elevation: 5,500'



Koelreuteria paniculata Goldenrain Tree

A small ornamental tree grown for its stunning yellow flowers which are followed by papery lantern-like seed pods.

Height: 20'- 30' Foliage: Green
Spread: 20'- 30' Shape: Broad
Fall color: Yellow Elevation: 6,000'



Koelreuteria paniculata 'Gocanzam' Golden Candle Goldenrain Tree

This columnar tree produces gold flowers in the summer. Great for tight spaces.

Height: 35' Foliage: Green
Spread: 4' Shape: Columnar, fastigiate
Fall color: Gold Elevation: 6,000'



SHADE & ORNAMENTAL TREES

Lirodendron tulipifera

Tulip Tree

Large growing tree which produces flowers that resemble tulips. Flowers are yellow with orange centers.

Height: 60'-90' Foliage: Green
 Spread: 30'-50' Shape: Oval
 Fall color: Golden yellow Elevation: 6,000'



Lirodendron tulipifera 'JFS-Oz'

Emerald City® Tulip Tree

A refined cultivar of Tulip tree with an upright growing habit. Stays smaller and has a better dominant leader than regular tulip tree.

Height: 50' Foliage: Glossy green
 Spread: 25' Shape: Upright oval
 Fall Color: Bright yellow Elevation: Unknown



Magnolia

Magnolia

Early spring brings white to lavender saucer-shaped flowers on this small tree/large shrub. A taste of the South.

Variety	Flower Color
Royal Star (15'x 10')	White
Saucer (30'x 25')	Lavender

Height: Varies Foliage: Green
 Spread: Varies Shape: Round
 Fall color: Yellow Elevation: 6,000'



Malus x adstringens 'Jefgreen'

Emerald Spire® Crabapple

Small, early flowering variety with a narrow growth habit. Fragrant pink flower are followed by red fruit.

Height: 15' Foliage: Dark green
 Spread: 6' Shape: Narrow, columnar
 Fall color: Yellow Elevation: Unknown



Malus 'Branzam'

Brandywine Crabapple

Fragrant, double rose- pink flowers in spring followed by edible chartreuse fruit in fall.

Height: 15'- 20' Foliage: Green with reddish tint
 Spread: 15'- 20' Shape: Upright, spreading
 Fall color: Reddish orange to purple Elevation: 6,500'



Malus 'Coralcole'

Coralburst® Crabapple

A slow growing and dainty flowering crab. Red buds open to semi-double, rose-colored flowers. Bronze fruit is not persistent.

Height: 10'-12' Foliage: Green
 Spread: 10'-12' Shape: Round
 Fall color: N/A Elevation: 6,500'



SHADE AND ORNAMENTAL

SHADE & ORNAMENTAL TREES

Malus 'Indian Magic'

Indian Magic Crabapple

Flowering crabapple with deep pink flowers in spring. Has persistent elongated reddish orange fruit that turns golden-orange.

Height: 15'- 20' Foliage: Green

Spread: 15'- 20' Shape: Round

Fall color: Yellow/Red

Elevation: 7,500'



Malus ioensis 'Prairie Rose'

Prairie Rose Crabapple

Pink flowering, FRUITLESS crabapple variety. Blooms are fragrant, large, double pink flowers.

Height: 15'-20' Foliage: Medium green

Spread: 15'-20' Shape: Round

Fall color: Yellow

Elevation: 6,000'



Malus 'Jewelcole'

Red Jewel Crabapple

A small white flowering crabapple with persistent ½ inch fruit. Fruit persists through winter.

Height: 10'-15' Foliage: Green

Spread: 8'-12' Shape: Upright, pyramidal

Fall color: Yellow

Elevation: 7,000'



Malus 'JFS-KW207'

Sparkling Sprite® Crabapple

Compact crabapple with excellent disease resistance. White buds open to pale pink flowers

Height: 12' Foliage: Bright Green

Spread: 12' Shape: Compact Round

Fall Color: Yellow



Malus x 'JFS KW213MX'

Raspberry Spear® Crabapple

Columnar crabapple tree with excellent disease resistance. Magenta pink flowers in spring. Maroon 1/2" persistent fruits.

Height: 18- 20' Foliage: Purple changes to green

Spread: 7- 8' Shape: Narrow columnar

Fall color: Bronze/orange

Elevation: Unknown



Malus x 'JFS-KW5'

Royal Raindrops® Crabapple

Upright spreading tree with glossy purple cutleaf leaves. It produces single pinkish-red flowers and dark red fruit.

Height: 15'- 20' Foliage: Purple

Spread: 12'- 15' Shape: Upright

Fall color: Orange-Red

Elevation: 7,000'



Malus 'Perfect Purple'

Perfect Purple Crabapple

Deep pink blooms and dark purple foliage make for an attractive tree. Very cold hardy.

Height: 18'-20' Foliage: Green

Spread: 18'-20' Shape: Rounded

Fall color: N/A

Elevation: 6,500'



SHADE & ORNAMENTAL TREES

Malus 'Prairiefire'

Prairiefire Crabapple

Red spring leaves matures to dark green. Red flower buds open to dark fuchsia flowers. Persistent purple-red fruit.

Height: 15'- 20' Foliage: Green

Spread: 15'- 20' Shape: Round

Fall color: Red-Orange Elevation: 8,000'



Malus 'Purple Prince'

Purple Prince Crabapple

Leaves emerge purple changing to bronze green.

A good disease resistant variety of crabapple

Height: 18'-20' Foliage: Purple maturing to bronze green

Spread: 18'-20' Shape: Round

Fall Color: Golden Elevation: Unknown



Malus 'Radiant'

Radiant Crabapple

Leaves emerging purplish-red, turning bronze green. Single, deep pink flowers in spring and bright red, apple-shaped fruit in fall.

Height: 20'- 25' Foliage: Green

Spread: 15'- 20' Shape: Round

Fall color: Yellow/Orange Elevation: 8,500'



Malus 'Red Baron'

Red Baron Crabapple

A great columnar growing crabapple for narrow spaces. Beautiful deep red flowers in spring.

Height: 15'-18' Foliage: Purple maturing to bronze green

Spread: 7'-8' Shape: Upright, columnar

Fall color: Reddish bronze Elevation: 7,500'



Malus sargentii

Sargentina Crabapple

A small rounded dwarf tree. Bright red buds open to white flowers in spring. Small ornamental red fruit is great for wildlife. Excellent disease resistance.

Height: 6'- 8' Foliage: Green

Spread: 8'- 10' Shape: Round

Fall color: Yellow Elevation: 6,500'



Malus 'Spring Snow'

Spring Snow Crabapple

A dense, upright crabapple with fragrant snow-white flowers in spring. FRUITLESS.

Height: 20'- 25' Foliage: Green

Spread: 20'- 25' Shape: Upright Oval

Fall color: Yellow Elevation: 8,500'



Malus 'Thunderchild'

Thunderchild Crabapple

A semi-dwarf crabapple. Single, deep-pink flowers appear before showy purple foliage. Persistent purple fruit.

Height: 15'- 20' Foliage: Purple

Spread: 10'- 15' Shape: Upright

Fall color: Purple Elevation: 8,000'



SHADE & ORNAMENTAL TREES

Morus alba 'Chaparral' **Chaparral Weeping Mulberry**

An interesting focal point. This male weeping mulberry is fruitless, has cascading branches and glossy green leaves.

Height: 10'- 15' Foliage: Green
Spread: 10'- 16' Shape: Weeping
Fall color: Yellow Elevation: Unknown



Platanus x acerifolia **London Planetree**

A massive tree with large maple type leaves. Showy mottled bark is two toned cream and olive green.

Height: 75'-100' Foliage: Green
Spread: 65'-80' Shape: Broadly pyramidal
Fall color: Yellow Elevation: Unknown



Platanus x acerifolia 'Bloodgood' **Bloodgood London Planetree**

A large tree with wide spreading branches. Showy mottled bark is two toned cream and olive green. Leaves resemble maple leaves.

Height: 70'-85' Foliage: Dark green
Spread: 50'-70' Shape: Broadly pyramidal
Fall color: Yellow Elevation: 6,000'



Platanus x acerifolia 'Morton Circle' **Exclamation!® Plane Tree**

Smaller size than the Bloodgood. Strong leader and dense branching. Mottled bark is two toned cream and olive green. Maple type leaves.

Height: 50'-60' Foliage: Medium green
Spread: 25'-30' Shape: Upright pyramidal
Fall color: Yellow Elevation: 6,000'



Populus x acuminata **Lanceleaf Cottonwood**

A hardy, fast-growing native seedless cottonwood. Has a very dense upright habit with glossy dark green leaves.

Height: 40'-60' Foliage: Green
Spread: 30'-40' Shape: Upright Round
Fall color: Yellow Elevation: 8,500'



Populus angustifolia **Narrowleaf Cottonwood**

A hardy fast growing native seedless cottonwood. Has a very dense oval to pyramidal habit with long willow like leaves. Suckers.

Height: 30'- 50' Foliage: Green
Spread: 20'- 30' Shape: Upright Oval
Fall color: Yellow Elevation: 10,000'



Populus sargentii 'Jeronimus' **Jeronimus Cottonwood**

Large, triangular, soft-green leaves and a fast growth rate make this a popular tree. Has a straighter trunk than sargentii.

Height: 60'- 80' Foliage: Green
Spread: 50'- 60' Shape: Broad Oval
Fall color: Yellow Elevation: 6,500'



SHADE & ORNAMENTAL TREES

Populus tremula 'Erecta'

Swedish Columnar Aspen

Flat, rounded green leaves flutter and rustle in the breeze. Great for small spaces or as a screen. Well adapted to very cold climates.

Height: 30'- 40'

Foliage: Green

Spread: 10'- 15'

Shape: Columnar

Fall color: Orange

Elevation: 9,500'



Populus tremuloides 'JFS-Column'

Mountain Sentinel® Aspen

Extremely narrow and upright growing aspen variety. Fast growing and hardy.

Height: 35'

Foliage: Green

Spread: 8'

Shape: Narrow, fastigiated

Fall color: Yellow

Elevation: Unknown



Populus tremuloides 'NE Arb'

Prairie Gold® Aspen

A Nebraska native tree with great disease resistance. Very adaptable to drought, heat and humidity.

Height: 40'

Foliage Light green

Spread: 15'

Shape Narrow oval to pyramidal

Fall color: Golden yellow

Elevation: Unknown



Populus tremuloides

Quaking Aspen

The showy white bark of this tree is as interesting as its leaves which quake in even the slightest breeze. Produces shoots.

Height: 20'- 50'

Foliage: Green

Spread: 20'- 30'

Shape: Upright Round

Fall color: Gold

Elevation: 10,000'



Prunus cerasifera 'Cipriozam'

Crimson Pointe Plum

Narrow growing plum tree with standard purple foliage. Pinkish-white flowers appear before foliage. Very cold hardy.

Height: 20'- 25'

Foliage: Glossy purple

Spread: 5'- 10'

Shape: Columnar, fastigiate

Fall color: Purple

Elevation: 6,500'



Prunus cerasifera 'Newport'

Newport Plum

Single pale pink flowers appear in the spring, followed by maroon foliage for summer. Sparse, edible purple fruit in fall.

Height: 15'- 20'

Foliage: Maroon

Spread: 15'- 20'

Shape: Upright Round

Fall color: N/A

Elevation: 6,500'



Prunus x cisterna 'Schmidtciis'

Big Cis® Plum

Small form of Newport plum. Cistena like flowers in spring. Great tree for small areas.

Height: 14'

Foliage: Purple

Spread: 12'

Shape: Round

Fall color: N/A

Elevation: Unknown



SHADE & ORNAMENTAL TREES

Prunus 'Frankthrees'

Mt. St. Helen's® Plum

Very hardy plum. Pink flowers in spring, followed by lasting purple foliage for summer. Very little to no edible purple fruit in fall.

Height: 20'

Foliage: Purple

Spread: 20'

Shape: Round

Fall color: N/A

Elevation: 6,500'



Prunus maackii

Amur Chokecherry

Ornamental tree with beautiful reddish-brown flaking bark. Fragrant, white flowers in spring followed by black fruit.

Height: 30'-40'

Foliage: Green

Spread: 25'-35'

Shape: Round

Fall color: Yellow

Elevation: 6,500'



Prunus padus 'Merlot'

Bird Cherry

This tree has lots of showy white flowers in early May. Green new foliage turns reddish purple as it matures. Does not sucker

Height: 30'- 40'

Foliage: Red Purple

Spread: 15'- 20'

Shape: Round

Fall color: Red Purple

Elevation: 7,000'



Prunus x 'Pishshzam' Proven Winners® Color Choice® Pink Snow Showers™

Weeping tree has lots of showy pink flowers in early May. Green new foliage turns reddish purple as it matures. Does not sucker.

Height: 25'

Foliage: Glossy green

Spread: 25'

Shape: Weeping

Fall color: Deep golden

Elevation: Unknown



Prunus nigra 'Princess Kay'

Princess Kay Plum

Start the spring off with a bang. This tree has fragrant, showy, white double flowers that contrast beautifully with its dark bark.

Height: 15'- 25'

Foliage: Green

Spread: 10'- 15'

Shape: Upright

Fall color: Red

Elevation: 7,000'



Prunus sargentii 'JFS-KW58'

Pink Flair® Cherry

Fragrant pink flowers bloom later than most cherries. Great for late frost areas.

Height: 25'

Foliage: Green

Spread: 15'

Shape: Upright narrow vase

Fall color: Orange-red

Elevation: 6,000'



Prunus x 'Snofozam'

Snow Fountains® Weeping Cherry

Cascading branches give the appearance of a white or snow fountain when covered with pure white flowers in early spring.

Height: 8'- 12'

Foliage: Green

Spread: 6'- 8'

Shape: Weeping

Fall color: Gold/Orange

Elevation: 6,000'



SHADE & ORNAMENTAL TREES

Prunus virginiana 'Shubert'

Canada Red Chokecherry

Leaves emerge green, turn purple in summer. Has white flowers in spring and maroon fruit in summer. Has a tendency to sucker.

Height: 20'- 30' Foliage: Purple

Spread: 15'- 25' Shape: Round

Fall color: Same

Elevation: 9,000'



Prunus x yedoensis

Yoshino Cherry

Famous for the annual Cherry Blossom Festival in Washington, D.C. Pink tinged white flowers in spring. Produces cherries for wildlife.

Height: 20'- 25' Foliage: Glossy green

Spread: 20'- 25' Shape: Upright, spreading

Fall color: Yellow

Elevation: 6,000'



Pyrus calleryana 'Autumn Blaze'

Autumn Blaze Pear

White flowers in the spring. Leaves emerge with red tint and turn glossy green.

Height: 25'- 30' Foliage: Glossy Green

Spread: 20'- 25' Shape: Pyramid

Fall color: Red

Elevation: 7,500'



Pyrus calleryana 'Capital'

Capital Pear

White flowers in the spring. Leaves emerge with red tint and turn glossy green.

Height: 30'- 35' Foliage: Glossy Green

Spread: 10'- 12' Shape: Columnar

Fall color: Reddish Purple

Elevation: 6,000'



Pyrus calleryana 'Chanticleer'

Cleveland/Chanticleer® Pear

A dense, narrow tree. Also known in the trade as Cleveland Select. May be less susceptible to damage from late spring freezes.

Height: 30'- 40' Foliage: Glossy Green

Spread: 12'- 15' Shape: Pyramid

Fall color: Burgundy

Elevation: 6,000'



Pyrus calleryana 'Jaczam'

Jack® Pear

White flowers in the spring. Leaves emerge with red tint and turn glossy green.

Height: 12'- 16' Foliage: Dark Green

Spread: 8'- 10' Shape: Compact

Fall color: Red

Elevation: 6,000'



Quercus alba

White Oak

A large oak variety that is claimed to be mightiest of all oaks. Official tree of many states.

Height: 45'-80' Foliage: Medium green

Spread: 50'-80' Shape: Round

Fall color: Brown to Red

Elevation: 6,000'



SHADE & ORNAMENTAL TREES

Q. alba x Q. Robur 'Crimshmidt' Crimson Spire™ Oak

Large, vertical interest. Green summer foliage turns red in fall, then fades to brown and persists through winter.

Height: 40'- 60' Foliage: Green
Spread: 15'- 20' Shape: Tight Column
Fall color: Red Elevation: 6,000'



Quercus bicolor Swamp White Oak

Stately tree well adapted to wet, poorly drained soils. Green, rounded-lobed leaves turn yellow brown to red in fall.

Height: 40'- 60' Foliage: Green
Spread: 40'- 60' Shape: Round
Fall color: Yellow/Red Elevation: 6,000'



Quercus bicolor 'Bonnie and Mike' Beacon® Oak

This columnar variety of swamp white oak. Great as a street or median tree. Very adaptable.

Height: 40' Foliage: Green
Spread: 15' Shape: Narrow, columnar
Fall color: Yellow Elevation: Unknown



Quercus buckleyi Texas Red Oak

A medium sized, drought tolerant red oak.

Height: 30'- 50' Foliage: Green
Spread: 30'- 40' Shape: Round
Fall color: Red to orange Elevation: 5,500'



Quercus coccinea Scarlet Oak

A large broadly oval shade tree. Glossy dark green leaves often turns vibrant shades of red in fall.

Height: 60'- 70' Foliage: Green
Spread: 40'- 45' Shape: Open Round
Fall color: Red Elevation: 8,000'



Quercus gambelii Gambel Oak

A Rocky Mountain native. This small tree or large shrub has shiny, dark green, lobed leaves and acorns with scaly cups. Xeric.

Height: 10'- 30' Foliage: Green
Spread: 12'- 20' Shape: Irregular
Fall color: Yellow to Red Elevation: 8,000'



Quercus x macdanielii 'Clemons' Heritage® Oak

A cross between English and Bur oak. A vigorous growing oak variety.

Height: 50'-60' Foliage: Glossy dark green
Spread: 30'-40' Shape: Pyramidal to oval
Fall color: Yellow Elevation: 6,000'



SHADE & ORNAMENTAL TREES

Quercus macrocarpa

Bur Oak

Develops a massive trunk and corky branches with age making it a very majestic tree. Fringed acorn cap is distinctive. Xeric

Height: 50'- 80' Foliage: Green
Spread: 50'- 80' Shape: Broad Round
Fall color: Yellow/Brown Elevation: 6,500'



Quercus macrocarpa 'JFS-KW14'

Cobblestone® Oak

Form of bur oak with corky bark which gives it an ancient tree look. Very tolerant tree.

Height: 55' Foliage: Dark green
Spread: 45' Shape: Broadly oval
Fall color: Yellow Elevation: Unknown



Quercus muehlenbergii

Chinkapin Oak

A medium size white oak. Durable and adaptable.

Height: 45'- 60' Foliage: Glossy green
Spread: 45'- 60' Shape: Rounded, open
Fall color: Yellow to brown Elevation: 6,500'



Quercus robur

English Oak

A fast growing oak with stout spreading branches. Very tolerant of adverse conditions. Holds leaves over winter.

Height: 40'- 60' Foliage: Green
Spread: 30'- 40' Shape: Round
Fall color: Yellow Elevation: 6,000'



Quercus robur 'Fastigiata'

Columnar English Oak

A dense columnar tree whose branches begin low on the trunk and are very upright in habit.

Height: 40'- 50' Foliage: Green
Spread: 15'- 20' Shape: Columnar
Fall color: Yellow Elevation: 6,000'



Quercus robur 'Skyrocket'

Skyrocket Oak

A lovely tree that is uniformly more narrow than a typical columnar oak. Excellent for street plantings.

Height: 35'- 40' Foliage: Green
Spread: 12'- 15' Shape: Fastigiate
Fall color: Yellow Brown Elevation: 6,000'



Quercus rubra

Northern Red Oak

A lovely well-balanced stately oak. Summer's dark green leaves that are grayish-white beneath, turn russet to wine red in the fall.

Height: 60'- 70' Foliage: Green
Spread: 50'- 60' Shape: Round
Fall color: Red Elevation: 6,000'



SHADE & ORNAMENTAL TREES

Quercus robur x alba 'JFS-KW1QX' Streetspire® Oak

Another oak similar to Crimson spire but does not hold onto leaves in winter. Disease, drought and heat tolerant.

Height: 45' Foliage: Dark green
Spread: 14' Shape: Narrow, columnar
Fall color: Rusty red Elevation: 6,000'



Quercus robur x bicolor 'Long' Regal Prince® Oak

A cross between Columnar English Oak and Swamp White Oak with dark green leathery leaves. Narrow, upright and very hardy.

Height: 40'- 60' Foliage: Green
Spread: 20'- 25' Shape: Columnar
Fall color: Yellow Brown Elevation: 6,000'



Quercus x 'Scarlet Letter' Scarlet Letter® Oak

Very similar to Crimson spire oak. Great for screening or as a street tree. Tolerates poor soil.

Height: 35'-45' Foliage: Green
Spread: 10'-15' Shape: Narrow, columnar
Fall color: Red Elevation: 6,000'



Quercus shumardii Shumard Oak

A medium sized red oak which is tolerant of wet sites but tolerates dry conditions as well.

Height: 40'- 60' Foliage: Glossy Green
Spread: 30'- 40' Shape: Broadly Oval
Fall color: Brownish-red Elevation: 6,000'



Quercus x warei 'Nadler' Kindred Spirit® Oak

One of the tightest columnar trees. Cross between English and Swamp White. Sister of Regal Prince oak.

Height: 30'-40' Foliage: Green
Spread: 6'-7' Shape: Tightly columnar
Fall color: Yellow brown Elevation: 6,000'



Robinia pseudoacacia 'Purple Robe' Purple Robe Locust

Late spring brings racemes of violet purple, fragrant flowers. New foliage is purple tinted and matures to a bronze green. Suckers.

Height: 35'- 40' Foliage: Green
Spread: 25'- 30' Shape: Round
Fall color: Yellow Elevation: 6,500'

Salix 'Prairie Cascade' Prairie Cascade Weeping Willow

A hardy weeping willow for the west and mid-west. Yellow stems provide winter interest. A great specimen plant in moist areas.

Height: 35'- 45' Foliage: Green
Spread: 35'- 45' Shape: Weeping
Fall color: Yellow Elevation: 6,500'



SHADE & ORNAMENTAL TREES

Sophora japonica

Japanese Pagoda Tree

Also known as the Chinese Scholar Tree, its olive green bark becomes brownish grey. White mildly fragrant flowers late summer.

Height: 35'- 40' Foliage: Green
Spread: 30'- 35' Shape: Round
Fall color: Yellow Elevation: 7,000'



Sorbus aucuparia

European Mountain Ash

Showy clusters of white flowers in May followed by abundant orange-red fall berries that attract birds.

Height: 25'- 30' Foliage: Dark Green
Spread: 20'- 25' Shape: Round
Fall color: Orange Red Elevation: 7,500'



***S. aucuparia* 'Michred'**

Cardinal Royal® Mountain Ash

A strain of European mountain ash that has a straighter trunk. Clusters of white flowers result in brilliant red berries in early fall.

Height: 25'- 30' Foliage: Dark Green
Spread: 15'- 20' Shape: Round
Fall color: Rusty Red Elevation: 7,500'



Syringa reticulata

Japanese Lilac Tree

An ornamental small tree or large shrub with large clusters of creamy white fragrant flowers in late spring. Exfoliating bark.

Height: 15'- 25' Foliage: Deep Green
Spread: 15'- 25' Shape: Round
Fall color: N/A Elevation: 6,500'



Tilia americana

American Sentry Linden

Smooth bark. Large heart shaped leaves, sweet fragrant spring flowers.

Height: 40'- 60' Foliage: Green
Spread: 30'- 40' Shape: Symmetrical Pyramid
Fall color: Golden Elevation: 6,500'



***Tilia Americana* 'Bailyard'**

Frontyard® Linden

A great linden with excellent symmetrical branching even as a young tree. Pyramidal when young, round with age.

Height: 50'-60' Foliage: Green
Spread: 30'-40' Shape: Pyramidal to Round
Fall color Yellow Elevation: 6,500'



***Tilia americana* 'Redmond'**

Redmond Linden

A beautiful pyramidal shade tree with large leaves. Has an added bonus of wonderfully fragrant pale yellow flowers in early summer.

Height: 40'- 50' Foliage: Green
Spread: 30'- 40' Shape: Pyramid
Fall color: Yellow Elevation: 6,000'



SHADE & ORNAMENTAL TREES

Tilia cordata 'Glenleven'

Glenleven Linden

A fast-growing linden with a very straight trunk and more open canopy. Small, fragrant pale yellow flowers in early summer.

Height: 35'- 45' Foliage: Green
Spread: 20'- 35' Shape: Pyramid
Fall color: Yellow Elevation: 6,000'



Tilia cordata 'Greenspire'

Greenspire® Linden

A good medium-sized shade tree with a symmetrical, dense pyramidal form. Summer brings tiny, aromatic, pale yellow flowers.

Height: 30'- 40' Foliage: Green
Spread: 20'- 30' Shape: Pyramid
Fall color: Yellow Elevation: 6,000'



Tilia cordata 'Halka'

Summer Sprite® Linden

Dwarf variety of littleleaf linden. Tiny, fragrant flowers in early summer. Great for tight spaces.

Height: 15'-20' Foliage: Green
Spread: 10'-15' Shape: Rounded pyramid
Fall color: Yellow Elevation: 6,000'



Tilia tomentosa 'Sterling Silver'

Sterling Silver Linden

Large, dark green leaves with silvery undersides. Very dense foliage makes for a great shade tree.

Height: 40'-50' Foliage: Dark green
Spread: 20'-35' Shape: Pyramidal to oval
Fall color: Yellow Elevation: 6,500'



Ulmus Americana 'Brandon'

Brandon Elm

A hardy, fast growing elm. Resistant to pollution and salt. Drought tolerant once established.

Height: 50'-60' Foliage: Green
Spread: 20'-30' Shape: Upright, vase shaped
Fall color: Yellow Elevation: Unknown



Ulmus americana 'Princeton'

Princeton Elm

Very large American elm hybrid that is Dutch elm resistant. Adapts to both dry and wet sites.

Height: 65'-80' Foliage: Green
Spread: 50'-60' Shape: Upright vase shaped
Fall color: Yellow Elevation: 6,000'



Ulmus 'Frontier'

Frontier Elm

A medium sized hybrid elm with great disease resistance. Unusual burgundy-red fall color on this elm variety.

Height: 25'- 35' Foliage: Glossy green
Spread: 15'- 25' Shape: Oval
Fall color: Burgundy-red Elevation: 6,000'



SHADE & ORNAMENTAL TREES

Ulmus 'JFS-Bieberich'

Emerald Sunshine® Elm

A small sized hybrid Elm tree that is very tolerant of poor conditions.

Height: 30'- 35' Foliage: Deep green

Spread: 20'- 25' Shape: Vase

Fall color: Bright yellow Elevation: 6,000'



Ulmus 'Morton'

Accolade Elm

Hybrid, disease resistant variety. Very tough and adaptable.

Height: 60'- 70' Foliage: Glossy green

Spread: 40'- 50' Shape: Vase

Fall color: Yellow Elevation: 6,000'



Ulmus 'Morton Glossy'

Triumph Elm

Adaptable hybrid elm with large leaves and disease resistance.

Height: 50'- 60' Foliage: Glossy green

Spread: 30'- 40' Shape: Oval to Vase

Fall color: Yellow Elevation: 6,000'



Ulmus wilsoniana 'Prospector'

Prospector Elm

A fast growing, disease resistant hybrid elm tree. Foliage emerges red-orange, then turns green.

Height: 40'- 50' Foliage: Glossy green

Spread: 25'- 30' Shape: Vase

Fall color: Yellow Elevation: 6,000'



SHADE AND
ORNAMENTAL



EST. 1907

JAMES NURSERY
COMPANY

CONIFERS

Abies concolor

White Fir

A beautiful pyramidal evergreen with long bluish-green flexible needles. The soft needles are aromatic when crushed.

Height: 40'- 60' Foliage: Blue Green
Spread: 20'- 30' Shape: Pyramid
Elevation: 10,000'



Picea abies 'Cupressina'

Columnar Norway Spruce

A narrow form for areas where a strong vertical accent is needed. Withstands snow loads better than other fastigiated types.

Height: 20'- 30' Foliage: Green
Spread: 8'- 10' Shape: Fastigate
Elevation: 7,000'



Picea abies 'Little Gem'

Little Gem Norway Spruce

A dense, naturally flat topped spruce, requiring practically no maintenance.

Height: 2'- 3' Foliage: Green
Spread: 2'- 3' Shape: Round
Elevation: 8,000'



Picea abies 'Nidiformis'

Bird's Nest Spruce

A low, compact spruce with light green new foliage that turns dark green with age. Center depression gives plant its name.

Height: 3'- 4' Foliage: Green
Spread: 3'- 6' Shape: Broad
Elevation: 8,000'



Picea abies 'Pendula'

Weeping Norway Spruce

Great evergreen accent tree with weeping, spreading branches. Perfect for weeping over walls.

Height: 3' Foliage: Rich green
Spread: 6'- 10' Shape: Spreading
Elevation: 6,000'



P. abies 'Sherwood Compact'

Sherwood Cmpt. Norway Spruce

A narrow, upright-growing evergreen with medium green needles. It can be used as a specimen or in narrow areas.

Height: 8'- 10' Foliage: Green
Spread: 7'- 8' Shape: Upright Narrow
Elevation: 8,000'



CONIFERS

Picea glauca 'Conica'

Dwarf Alberta Spruce

A small tightly upright evergreen. Has petite needles and is slow growing. Needs some protection from wind and winter sun.

Height: 5'- 7' Foliage: Light Green
Spread: 2'- 3' Shape: Cone
Elevation: 6,500'



Picea glauca 'Densata'

Black Hills Spruce

Symmetrical cone shape with a dense, compact habit. Nice as a landscape accent or makes a great windbreak or screen.

Height: 20'- 40' Foliage: Blue/Green
Spread: 10'- 15' Shape: Cone
Elevation: 6,500'



Picea Glauca 'Pendula'

Weeping White Spruce

Covered with short, densely packed needles, this graceful weeping spruce is an excellent accent tree.

Height: 20'- 30' Foliage: Green
Spread: 6'- 10' Shape: Weeping
Elevation: 7,500'



Picea omorika 'Nana'

Dwarf Serbian Spruce

Dwarf evergreen shrub forms a dense, globe shaped mound. Can make a nice hedge or tall border.

Height: 10' Foliage: Blue/Green
Spread: 10' Shape: Round
Elevation: 7,500'



Picea pungens

Colorado Spruce

A lovely conical evergreen with short stiff needles. Color ranges from green to silvery blue. Nothing says Colorado like a spruce.

Height: 40'- 60' Foliage: Green/Blue
Spread: 20'- 30' Shape: Pyramid
Elevation: 10,000'



Picea pungens 'Baby Blue'

Baby Blue Spruce

A semi-dwarf variety of Colorado spruce, much brighter blue color than most cultivars. Grows only a couple of inches per year.

Height: 25'- 35' Foliage: Blue
Spread: 15'- 20' Shape: Pyramid
Elevation: 7,500'



Picea pungens 'Baby Blue Eyes'

Baby Blue Eyes Spruce

A dwarf variety of Colorado spruce. A lighter, silvery blue color than most cultivars.

Height: 15'- 20' Foliage: Blue
Spread: 6'- 10' Shape: Pyramid
Elevation: 7,500'



CONIFERS

Picea pungens 'Bakeri'

Bakeri Spruce

A dwarf variety of Colorado spruce selected for its silvery blue color. Retains a symmetrical shape.

Height: 20'- 30' Foliage: Blue
Spread: 10'- 15' Shape: Pyramid
Elevation: 8,000'



Picea pungens 'Blue Totem'

Blue Totem Spruce

A columnar Colorado spruce that is smaller than columnar blue spruce. Great for small yards.

Height: 12'-15' Foliage: Blue
Spread: 2'-3' Shape: Columnar
Elevation: Unknown



Picea Pungens 'Blue Diamond'

Blue Diamond Spruce

Dwarf spruce variety with silvery-blue needles. Broad pyramidal growth habit.

Height: 20'-25' Foliage: Silvery Blue
Spread: 15'-20' Shape: Pyramidal
Elevation: Unknown



Picea pungens 'Fastigiata'

Columnar Blue Spruce

A shorter and columnar variety of Colorado spruce. It is very narrow and upright with a bright blue color.

Height: 20'- 30' Foliage: Blue
Spread: 6'- 10' Shape: Columnar
Elevation: 9,000'



Picea pungens 'Fat Albert'

Fat Albert Spruce

A selection of Colorado spruce chosen for its straight central leader and ability to maintain a symmetrical shape.

Height: 30'- 40' Foliage: Blue
Spread: 20'- 25' Shape: Pyramid
Elevation: 10,000'



Picea pungens 'Glauca Globosa'

Globe Spruce

A round form of Colorado spruce. Does not develop a leader thus retaining its rounded shape.

Height: 4'- 10' Foliage: Blue/Green
Spread: 4'- 10' Shape: Round
Elevation: 10,000'



Picea pungens 'Hoopsi'

Hoopsi Spruce

One of the bluest cultivars of Colorado spruce out there. Broad upright irregular shape.

Height: 25'- 30' Foliage: Blue
Spread: 10'- 12' Shape: Irregular
Elevation: 10,000'



CONIFERS

Picea pungens 'Iseli Fastigiata'

Iseli Fastigiata Spruce

Similar to columnar Colorado spruce with a smaller mature size.
Great for tight spaces.

Height: 10'-15'

Foliage: Blue

Spread: 4'

Shape: Columnar



Picea pungens 'Mesa Verde'

Mesa Verde Spruce

Mesa Verde Spruce is a dense multi-stemmed evergreen shrub with a ground-hugging habit of growth. It features dusty-blue pointy needles, tends to crawl along the ground and over rocks or walls; durable and hardy, an excellent choice for an evergreen groundcover.

Height: 18"- 24"

Foliage: Dusty Blue Green

Spread: 8'- 10'

Shape: Spreading

Elevation: 10,000'



P. pungens 'Mrs. Cesarini'

Mrs. Cesarini Green Spruce

A compact, rounded, flat-topped bush that at maturity is wider than high, with green needles. This dwarf Colorado green spruce is very similar to the Globe Blue Spruce, but with green needles instead. It is a very hardy, tough shrub that will offer year round color.

Height: 4'- 5'

Foliage: Green

Spread: 3'- 4'

Shape: Rounded

Elevation: 9,000'



Picea pungens 'Montgomery'

Montgomery Spruce

A round form of Colorado spruce. May develop a leader becoming more conical in form. Otherwise very similar to globe spruce.

Height: 6'- 10'

Foliage: Blue/Green

Spread: 6'- 10'

Shape: Round

Elevation: 10,000'



Picea pungens 'Pendula'

Weeping Blue Colorado Spruce

Large weeping blue to green Spruce. Needs to be staked when young, or it will become a large groundcover. Picturesque as it ages and develops character. Give it room to get large.

Height: 20'- 30'

Foliage: Green

Spread: 25'- 30'

Shape: Weeping, Irregular

Elevation: 9,000'



Picea Pungens 'Sester Dwarf'

Sester Blue Dwarf Colorado Spruce

A perfectly shaped dwarf blue spruce that requires no pruning to keep its shape.

Height: 6'-8'

Foliage: Blue

Spread: 3'-5'

Shape: Pyramid

Elevation: 9,000'



CONIFERS

P. pungens 'St. Mary's Broom' St. Mary's Broom Dwarf Spruce

A dwarf, blue, bun-shaped selection, this slow-growing plant has relatively long, widely-angled needles. It reliably maintains a mounding or globose habit, without any tendency to develop a leader.

Height: 1'- 2' Foliage: Green
Spread: 2'- 3' Shape: Low Rounded
Elevation: 9,000'



Pinus aristata Bristlecone Pine

A shrubby evergreen. Has short needles with specks of white resin and oval cones. Sometimes referred to as a foxtail pine.

Height: 20'- 30' Foliage: Green
Spread: 15'- 20' Shape: Open Irregular
Elevation: 11,000'



Pinus banksiana 'Uncle Fogy' Uncle Fogy Jack Pine

A spreading and trailing shrub, its wildly undulating, pendulous branches give it an unique, overall shape.

Height: 4'- 6' Foliage: Green
Spread: 6'- 8' Shape: Mounding
Elevation: 8,000'



Pinus cembra Swiss Stone Pine

More open and somewhat flat-topped with drooping branches when mature.

Height: 25'- 35' Foliage: Blue Green to Green
Spread: 10'- 20' Shape: Conical Pyramidal
Elevation: 7,500'



Pinus densiflora 'Umbraculifera Compacta' Tanyosho Pine

An umbrella-like head becomes flat-topped with age. The bark shows good orange color. Has pairs of medium-length needles .

Height: 6'- 8' Foliage: Green
Spread: 8'- 10' Shape: Vase
Elevation: 6,500'



Pinus edulis Pinion Pine

A native rounded evergreen with cones of edible seeds. Has short stiff needles and rounded cones. Does not like to be overwatered.

Height: 20'- 30' Foliage: Green
Spread: 10'- 20' Shape: Round
Elevation: 7,500'



Pinus flexilis 'Vanderwolf's Pyramid' Vanderwolf Pine

A selection of limber pine with twisted bluish-green needles, a uniform growth pattern and a pyramidal shape.

Height: 25'- 30' Foliage: Green
Spread: 15'- 25' Shape: Pyramid
Elevation: 9,500'



CONIFERS

Pinus heldreichii var. leucodermis

Bosnian Pine

A nice, compact, slow-growing pine with stiff dark green needles. Cones are a unique purple-blue when young, then ripen to brown.

Height: 20'- 25' Foliage: Green
Spread: 10'- 12' Shape: Pyramid
Elevation: 6,000'



Pinus leucodermis 'Compact Gem' **Compact Gem Bosnian Pine**

A narrow, columnar form of dwarf Bosnian Pine. Fits nicely in tighter garden spaces.

Height: 8'- 10' Foliage: Mint Green
Spread: 4'- 6' Shape: Columnar
Elevation: 6,000'



Pinus leucodermis 'Emerald Arrow' **Emerald Arrow Bosnian Pine**

A slow growing pine that is very similar to Bosnian pine. Great pine for small areas.

Height: 15'-20' Foliage: Dark Green
Spread: 8'-10' Shape: Pyramid
Elevation: 7,000'



Pinus leucodermis 'Gnome'

Gnome Bosnian Pine

Small, densely branched pine with long needles. Drought tolerant. Great for small yards.

Height: 8' Foliage: Dark Green
Spread: 5' Shape: Oval Pyramidal
Elevation: Unknown



Pinus leucodermis 'Irish Bell'

Irish Bell Bosnian Pine

Dwarf pine that gradually grows into a bell shape. Striking garden specimen.

Height: 8'-10' Foliage: Dark green
Spread: 6'-8' Shape: Pyramid
Elevation: 6,000'



Pinus leucodermis 'Mint Truffle'

Mint Truffle Bosnian Pine

Fine textured, long, thin mint-green needles that emerge white.

Height: 8'- 10' Foliage: Mint Green
Spread: 8'- 10' Shape: Broad Round
Elevation: 6,000'



Pinus mugo 'Big Tuna'

Big Tuna Mugo Pine

Large, upright, rounded, boldly textured evergreen tree. Has moderate-length, dark-green needles.

Height: 6'- 8' Foliage: Green
Spread: 5'- 6' Shape: Upright Round
Elevation: 9,000'



CONIFERS

Pinus mugo 'Columnaris'

Columnar Mugo Pine

A very narrow, upright mugo pine that is perfect for tight landscape spaces.

Height: 10'- 15' Foliage: Dark Green
Spread: 4'- 6' Shape: Upright
Elevation: 8,500'



Pinus mugo 'Pumilio'

Dwarf Mugo Pine

A small evergreen that is generally wider than it is tall. Has a uniform habit and short green needles.

Height: 4'- 6' Foliage: Green
Spread: 6'- 8' Shape: Mound
Elevation: 8,500'



Pinus mugo 'Mops'

Mops Mugo Pine

A dense, rounded dwarf form of mugo pine. Will maintain a rounded shape without pruning.

Height: 2'- 3' Foliage: Green
Spread: 2'- 3' Shape: Round
Elevation: 9,000'



Pinus mugo 'Palouse'

Palouse Mugo Pine

Loose habit and larger size that is more typical of species.

Height: 3'- 5' Foliage: Dark Green
Spread: 4'- 6' Shape: Round
Elevation: Unknown



Pinus Mugo 'Sherwood Compact'

Sherwood Compact Mugo Pine

The smallest of the true dwarf mugo pine. Dense habit and has densely needled stems that have golden tips in the winter.

Height: 2' Foliage: Green
Spread: 2' Shape: Round
Elevation: 9,000'



Pinus mugo 'Slowmound'

Slowmound Mugo Pine

A dense, dark-green, compact form of mugo pine. Does not require pruning to keep a rounded form. Slightly larger than 'Mops'.

Height: 3'- 5' Foliage: Green
Spread: 3'- 5' Shape: Round
Elevation: 9,000'



Pinus mugo 'Tannenbaum'

Tannenbaum Mugo Pine

A selection chosen for good winter color, compact pyramidal form and cold tolerance.

Height: 10'- 15' Foliage: Green
Spread: 6'- 8' Shape: Pyramid
Elevation: 9,000'



CONIFERS

Pinus mugo 'Whitebud'

Whitebud Mugo Pine

A dense, low, compact form of mugo pine that maintains its shape. Waxy winter buds contrast with dark-green foliage.

Height: 2'- 3' Foliage: Green
Spread: 3'- 4' Shape: Round
Elevation: 9,000'



Pinus nigra

Austrian Pine

A medium-sized, pyramidal evergreen with shiny, 6-inch long green needles and glossy yellowish-brown cones.

Height: 40'- 60' Foliage: Green
Spread: 30'- 40' Shape: Pyramid
Elevation: 8,000'



Pinus nigra 'Arnold Sentinel'

Arnold Sentinel Pine

Densely packed dark green needles on more upright branches. Slow growing and tolerant of drought conditions.

Height: 20'- 25' Foliage: Green
Spread: 4'- 6' Shape: Pyramid
Elevation: 7,500'



Pinus nigra 'Frank'

'Frank' Austrian Pine

This compact, upright form of pine is an excellent accent tree for contrasting rounded shrubs.

Height: 20'- 25' Foliage: Dark Green
Spread: 3'- 6' Shape: Columnar
Elevation: 7,000'



Pinus nigra 'Helga'

Helga Dwarf Austrian Pine

White buds contrast with dark green foliage on this good substitute for a mugo pine.

Height: 4'- 6' Foliage: Dark Green
Spread: 4'- 6' Shape: Globe
Elevation: 7,000'



Pinus nigra 'Oregon Green'

Oregon Green Austrian Pine

A dense, multi-stemmed evergreen with fine-textured foliage and a distinctive and refined pyramidal form.

Height: 18'- 20' Foliage: Green
Spread: 18'- 20' Shape: Upright
Elevation: 6,500'



Pinus ponderosa

Ponderosa Pine

Large, pyramidal evergreen tree with long, yellowish green needles. Cinnamon bark and cones add interest to this tree. NURSERY GROWN.

Height: 60'- 80' Foliage: Green
Spread: 30'- 40' Shape: Pyramid
Elevation: 9,000'



CONIFERS

Pinus strobiformis

Southwestern White Pine

Bluish-green needles in bundles of five on this mid-sized evergreen make it a stand out. Gray bark matures to black. Large cones.

Height: 40'- 50' Foliage: Green
Spread: 20'- 30' Shape: Conical
Elevation: 9,000'



Pinus strobus 'Stowe Pillar'

Stowe Pillar Pine

A narrow, dense, upright pine with tight branching that makes it more resistant to heavy snow loads

Height: 10' Foliage: Dark Green
Spread: 3' Shape: Columnar



Pinus sylvestris

Scotch Pine

Short, twisted, bluish-green needles and plated orange bark make this a distinctive tree in the landscape. Egg-shaped cones.

Height: 30'- 50' Foliage: Green
Spread: 20'- 30' Shape: Cone
Elevation: 6,500'



Pinus sylvestris 'Hillside Creeper'

Hillside Creeper Pine

Medium green, twisted needles in bundles of 2 turn an attractive lighter green in winter.

Height: 2'- 3' Foliage: Medium Green
Spread: 6'- 8' Shape: Spreading
Elevation: 6,500'



P. thunbergii 'Thunderhead' Thunderhead Japanese Black Pine

Long, silvery buds contrast with dark green needles in winter. A shrubby, compact Japanese Black Pine with an irregular growth habit.

Height: 8'- 10' Foliage: Dark Green
Spread: 12'- 15' Shape: Round



Pinus

Character Pines

Collected specimens for that Colorado interest.

Height: Varies Spread: Varies Shape: Irregular



Taxus

Yew

Yews are evergreens with dark green, flattened needles and orange-red fall fruit. Fruit and foliage are poisonous if eaten. There is no discernible fall color and they do well up to 6,000'.



Taxus x media 'Densiformis'

Dense Spreading Yew

Height: 3'- 4' Spread: 6'- 8' Shape: Mounding

CONIFERS

Taxus x media 'Hicksii'

Hick's Upright Yew

A columnar evergreen with dark green flattened needles, and orange-red fall fruit.

Height: 8'- 12' Spread: 3'- 4' Shape: Columnar

Taxus x media 'Tauntonii'

Taunton's Yew

Spreading form is great for hedges and foundation plantings

Height: 3'- 4' Spread: 5'- 6' Shape: Spreading

Thuja

Arborvitae

Evergreens whose foliage appears more feathery than a juniper.



Thuja occidentalis 'Art Boe'

North Pole® Arborvitae

A narrow growing evergreen with soft green foliage. Great for screening or as a specimen.

Height: 10'-15' Spread: 4'-5' Elevation: 7,000'

Thuja orientalis 'Berkmans'

Berkmans Gold Arborvitae

An upright evergreen with bright gold new foliage.

Height: 4'- 5' Spread: 1'- 2' Elevation: 8,500'

Thuja Occidentalis 'Bobozam'

Bowling Ball Arborvitae

Naturally rounded dwarf shrub.

Height: 24"- 30" Spread: 24"- 30" Elevation: Unknown

Thuja occidentalis 'Degroot's Spire'

Degroot's Arborvitae

A columnar evergreen with rich green foliage.

Height: 12'- 15' Spread: 4'- 5' Elevation: 6,500'

Thuja occidentalis 'Emerald Green'

Emerald Green Arborvitae

Upright evergreen that is great for hedges and screens.

Height: 10'- 15' Spread: 3'- 4' Elevation: 8,500'

Thuja occidentalis 'Hetz Midget'

Hetz Midget Arborvitae

A slow growing, rich green, dense, globe-shaped arborvitae.

Height: 2'- 3' Spread: 2'- 3' Elevation: 7,500'

Thuja x plicata 'Green Giant'

Green Giant Arborvitae

A uniform, upright conical arborvitae with a single leader.

Height: 20'- 25' Spread: 8'- 10' Elevation: 6,000'

JUNIPERS

Spreading Junipers

Juniperus communis cvs.

‘Alpine Carpet’ (8" - 3') ‘Effusa’ (18" - 5')

Juniperus horizontalis cvs.

‘Andorra’ (Youngstown) (2'x 6') ‘Hughes’* (16"x 6')
‘Bar Harbor’* (1'x 6') ‘Prince of Wales’ (8"x 9')
‘Blue Chip’* (1'x 7') ‘Wiltonii’ (‘Blue Rug’)* (5"x 7')

Juniperus x media cvs.

‘Armstrong’ (5'x 5') ‘Old Gold’ (3'x 5')
‘Gold Coast’ (3' x 4') ‘Pfitzeriana Compacta’ (3'x 5')
‘Holbert’ (3'x 8') ‘Sea Green’ (8' x 8')

Juniperus procumbens cvs.

‘Green Mound’ (10"x 5')

Juniperus sabina cvs.

‘Arcadia’ (22"x 5') ‘Mini Arcade’ (18"x 6')
‘Broadmoor’* (2'x 5') ‘Scandia’ (18"x 8')
‘Buffalo’ (1'x 8') ‘Sierra Spreader’ (10"x 8')
‘Calgary Carpet’ (10"x 8') ‘Tamariscifolia’ (4' x 8')

Juniperus squamata cvs.

‘Blue Star’* (16" x 2')

Upright Junipers

Juniperus chinensis cvs.

‘Blue Point’* (12'x 8') ‘Spearment/Spartan’ (14'x5')
Junipers chinensis ‘Hetzi’ (15' x 5')

Juniperus scopulorum cvs.

‘Cologreen’* (15'x 8') ‘Moonglow’* (15' x 8')
‘Gray Gleam’ (12' x 6') ‘Sky Rocket’* (12' x 3')
‘Medora’* (10' x 3') ‘Wichita Blue’* (12' x 6')

Juniperus virginiana cvs.

‘Blue Arrow’* (15'x 2')
‘Taylor’ (30'x 3')

Specialty Junipers

Sea Green Pom-Pom Upright spiral (blue & green)

* Indicates plants with blue, blue/green, or gray foliage.

BROADLEAF EVERGREENS

Arctostaphylos x coloradoensis

Manzanita

Dark green leaves with cinnamon-red exfoliating bark. White to pink flowers in spring with red berries in fall. Thrives under evergreens.



Arctostaphylos x coloradoensis 'Chieftan'

Chieftan Manzanita

Height: 3'- 4'

Spread: 8'- 10'

Shape: Spreading

Arctostaphylos x coloradoensis 'Panchito'

Panchito™ Manzanita

Height: 2'- 3'

Spread: 5'- 6'

Shape: Mound

Buxus

Boxwood

Boxwoods are broadleaf evergreens with varying shades of green foliage. Almost all prefer protected locations in Colorado and will do well up to 6,000'. There is no discernible fall color, though bronzing can occur in winter.



Buxus 'Green Mountain'

Green Mountain Boxwood

A faster growing variety of boxwood.

Height: 4'- 5'

Spread: 2'- 3'

Shape: Pyramid

Buxus 'Green Velvet'

Green Velvet Boxwood

Height: 2'- 3'

Spread: 2'- 3'

Shape: Round

Buxus microphylla 'Green Beauty'

Green Beauty Boxwood

Stiff branching holds up better to snow loads.

Height: 3'- 4'

Spread: 3'- 4'

Shape: Round

Buxus microphylla 'Green Gem'

Green Gem Boxwood

Height: 2'

Spread: 2'

Shape: Round

Buxus microphylla 'Green Mound'

Green Mound Boxwood

Height: 3'- 4'

Spread: 4'- 5'

Shape: Mound

Buxus microphylla 'Julia Jane'

Julia Jane Boxwood

Classically used in hedges, can take shearing.

Height: 3'- 4'

Spread: 3'- 4'

Shape: Upright

Buxus microphylla 'Koreana'

Korean Boxwood

A true Zone 4 boxwood. Leaves turn yellowish-brown in winter.

Height: 1'- 2'

Spread: 2'- 3'

Shape: Mound

B. microphylla insularis 'Winter Gem'

Winter Gem Boxwood

Height: 2'- 3'

Spread: 1'- 3'

Shape: Upright

BROADLEAF EVERGREENS

Buxus microphylla 'Wintergreen' **Wintergreen Boxwood**

A bright green boxwood that trims into a hedge fairly easily.

Height: 4'- 5' Spread: 4'- 5' Shape: Upright

Buxus sempervirens 'Monrue' **Green Tower™ Boxwood**

Height: 9'- 10' Spread: 1'- 2' Shape: Upright


Cotoneaster adpressus 'Tom Thumb' **Tom Thumb Cotoneaster**

A slow-growing, dwarf shrub with stiff, arching branches. Late spring pink flowers produce cranberry-red fruit in fall.

Height: 12"- 18" Foliage: Green 
Spread: 4'- 6' Shape: Spreading
Fall color: Red Elevation: 7,000'


Cotoneaster apiculatus **Cranberry Cotoneaster®**

Stiff arching branches with a broad mounding form and autumn fruit that resembles tiny apples. Single pink spring flowers.

Height: 2'- 3' Foliage: Green 
Spread: 4'- 6' Shape: Mound
Fall color: Maroon Elevation: 7,500'


Cotoneaster dammeri 'Coral Beauty' **Coral Beauty Cotoneaster**

A small, spreading shrub with stiff arching branches. Late spring white flowers produce reddish-orange berries in fall.

Height: 1'- 2' Foliage: Green 
Spread: 4'- 6' Shape: Mound
Fall color: Orange Red Elevation: 7,500'


Cotoneaster dammeri 'Lowfast' **Lowfast Cotoneaster**

A fast growing, spreading shrub. Late spring white/pink flowers produce reddish-orange berries in fall.

Height: 12"- 15" Foliage: Green 
Spread: 6'- 8' Shape: Mound
Fall color: Bronze Red Elevation: 6,500'


Cotoneaster divaricatus **Spreading Cotoneaster**

Upright arching branches with shiny green leaves. White to pink spring flowers are followed by dark red persistent fruit.

Height: 5'- 6' Foliage: Green 
Spread: 4'- 6' Shape: Round
Fall color: Rose Red Elevation: 7,500'

Cotoneaster horizontalis **Rock Cotoneaster**

Horizontal branches with glossy small leaves. Great for covering banks. Pink spring flowers, red fall berries.

Height: 2'- 3' Foliage: Green 
Spread: 3'- 6' Shape: Low
Fall color: Red-Yellow Elevation: 7,500'

BROADLEAF EVERGREENS

Euonymus

Euonymus

Euonymus are broadleaf evergreens with variegated or pure green foliage. Almost all prefer shade to partial shade and will do well up to 6,000'. There is no discernible fall color.



Euonymus fortunei 'Blondy'

Blondy® Euonymus

Small shrub or vine with evergreen to semi-evergreen properties.

Height: 1'- 2' Foliage: Gold Leaves with Thin Green Margins
Spread: 1'- 2' Shape: Round

Euonymus fortunei 'Canadale Gold'

Canadale Euonymus

Small shrub or vine with evergreen to semi-evergreen properties.

Height: 2'- 3' Foliage: Green Leaves with Gold Margins
Spread: 4'- 5' Shape: Mound

Euonymus fortunei 'Emerald Gaiety' Emerald Gaiety Euonymus

Vine-like small shrub, leaves have some pink in the winter months.

Height: 18"- 24" Foliage: Dark Green with White Margins
Spread: 3'- 4' Shape: Spreading

E. fortunei 'Emerald 'n' Gold'

Emerald 'n' Gold Euonymus

Broad mounding shrub, deep green leaves with irregular golden yellow margins.

Height: 2'- 3' Foliage: Deep Green Center, Irregular Gold Margins
Spread: 4'- 5' Shape: Mound

Euonymus fortunei 'Harlequin'

Harlequin Euonymus

Small, variegated tri-color leaves are pink tinged in winter.

Height: 1'- 2' Foliage: Light Green, Dark Green, and White
Spread: 3'- 4' Shape: Mound

Euonymus kiautschovicus 'Manhattan'

Manhattan Euonymus

Lush, dark green foliage. Great for screen or hedge.

Height: 6'- 8' Foliage: Dark Green
Spread: 5' Shape: Mound
Available in shrub or espalier form

Euonymus fortunei 'Moonshadow'

Moonshadow Euonymus

More vivid than Emerald 'n' Gold.

Height: 1'- 2' Foliage: Golden Center with Green Margins
Spread: 3'- 4' Shape: Mound

Euonymus japonicas 'Cholippo'

Cholippo Euonymus

Cold tender. May be damaged by harsh winters, but should rebound.

Height: 12' Foliage: Green Center with Cream Margins
Spread: 6' Shape: Upright
Available in shrub or espalier form

BROADLEAF EVERGREENS

Fargesia nitida

Fountain Bamboo

This striking clump-forming bamboo, with olive-purple stems, dark green leaves, and an upright habit, is suitable for screening. May be grown in a container if provided with adequate moisture.

Height: 12'- 15'

Foliage: Green

Spread: 10'- 15'

Shape: Clump

Fall color: N/A

Elevation: 6,000'



Fargesia rufa

Sunset Glow Bamboo

A great dwarf variety of bamboo with orange-red stems. Protect from hot afternoon sun.

Height: 8'- 10'

Foliage: Light Green

Spread: 8'- 10'

Shape: Arching

Fall color: N/A

Elevation: 7,000'



Hesperaloe parviflora

Red Flowering Yucca

An evergreen plant with sword-like foliage which emerges from a central point. Produces red flowers on 4' stalk in summer.

Height: 3'- 4'

Foliage: Pale Green

Spread: 3'- 4'

Shape: Arching

Fall color: N/A

Elevation: 6,000'



Hesperaloe parviflora 'Yellow'

Yellow Flowering Yucca

An evergreen plant with sword-like foliage. Produces yellow bell shaped flowers on 4' stalks in summer.

Height: 3'-4'

Foliage: Green

Spread: 3'-4'

Shape: Arching

Fall color: N/A

Elevation: 5,800'

Ilex x meserveae

Holly

Male plants produce no berries on its own but must be planted to fertilize female plants for berries.

Plant at least one male plant per six female plants.

Almost all prefer shade to partial shade and will do well up to 7,000'. Blue-green foliage with no discernible fall color.



Ilex x meserveae 'Blue Prince' (Male)

Blue Prince Holly

Height: 8'- 10' Spread: 6'- 8' Shape: Upright

Ilex x meserveae 'Blue Princess' (Female)

Blue Princess Holly

Height: 8'- 10' Spread: 6'- 8' Shape: Upright

Ilex x meserveae 'Prince/Princess'

Prince/Princess Holly

Berri-Magic® Kids' Holly Combination.

Height: 6'- 8' Spread: 3'- 6' Shape: Pyramidal

BROADLEAF EVERGREENS

Mahonia aquifolium

Oregon Grape Holly

Bluish green large "holly like" leaves . Yellow flowers are followed by blue fruit in summer. Reddish bronze winter foliage.

Height: 4'- 6'

Foliage: Green

Spread: 4'- 6'

Shape: Round

Fall color: Red

Elevation: 6,500'



Mahonia aquifolium compacta

Compact Oregon Grape Holly

Bluish green large "holly like" leaves . Yellow flowers are followed by blue fruit in summer. Reddish bronze winter foliage.

Height: 2'- 3'

Foliage: Green

Spread: 2'- 3'

Shape: Spreading

Fall color: Red

Elevation: 6,500



Mahonia aquifolium 'Kings Ransom'

Kings Ransom Holly

Yellow spring flowers will make your garden glow. Rich bluegreen leaves that turn bronze to maroon in the fall.

Height: 5'- 6'

Foliage: Blue Green

Spread: 5'- 6'

Shape: Round

Fall color: Maroon

Elevation: 7,500'



Nandina domestica 'Gulf Stream'

Gulf Stream Nandina

Very hardy shrub is attractive in all seasons. Intense red new growth and fall color is its hallmark.

Height: 3'- 4'

Foliage: Green

Spread: 2'- 3'

Shape: Upright

Fall color: Red

Elevation: 6,000'



Nandina domestica 'Heavenly'

Heavenly Nandina

The original nandina. Upright growth habit makes it great for screening. Berries and fall color make this an outstanding choice.

Height: 6'- 8'

Foliage: Green

Spread: 4'- 6'

Shape: Upright

Fall color: N/A

Elevation: 6,000'



Phyllostachys aurea

Golden Bamboo

A low-maintenance variety great for screening. Canes change from green to golden as they mature.

Height: 12'-20'

Foliage: Green to yellow

Spread: 12'-25'

Shape: Upright

Fall color: N/A

Elevation: Unknown

Phyllostachys aureosulcata

Yellow Groove Bamboo

A cold hardy bamboo with yellow stripes in the grooves of the canes. Can be topped annually to control height. Good screen.

Height: 20'- 25'

Foliage: Light Green

Spread: Spreading

Shape: Upright

Fall color: N/A

Elevation: 6,000'



BROADLEAF EVERGREENS

Phyllostachys nigra

Black Bamboo

A cold hardy bamboo. The upright stems turn black in their second season, contrasting nicely with the rich green foliage. Can be topped annually to control height. Good screen.

Height: 15'- 20'

Foliage: Green

Spread: Spreading

Shape: Upright

Fall color: N/A

Elevation: 6,000'



Pyracantha angustifolia 'Gnome'

Gnome® Firethorn

A dense globe-shaped shrub. Has spring clusters of white flowers and orange berry clusters persisting into winter. THORNS.

Height: 4'- 6'

Foliage: Green

Spread: 4'- 6'

Shape: Globe

Fall color: N/A

Elevation: 6,500'



Pyracantha angustifolia 'Monon'

Yukon Belle® Firethorn

An upright broadleaf evergreen. Makes a good hedge. White flowers and orange berries. THORNS.

Height: 8'- 10'

Foliage: Green

Spread: 6'- 8'

Shape: Upright

Fall color: Coppery Bronze

Elevation: 7,000'



Pyracantha coccinea 'Kasan'

Kasan Firethorn

Spreading form of pyracantha that can be espaliered. Semi-ever-green. White flowers followed by orange berries in fall. THORNS.

Height: 6'-10'

Foliage: Green

Spread: 6'-8'

Shape: Spreading

Fall color: N/A

Elevation: Unknown



Pyracantha coccinea 'Lowboy'

Lowboy® Firethorn

A spreading form of pyracantha. Makes a good groundcover. Has white flowers and persistent orange fruit. THORNS.

Height: 2'- 3'

Foliage: Green

Spread: 6'- 8'

Shape: Spreading

Fall color: N/A

Elevation: 6,500'



Pyracantha coccinea 'Wyatti'

Wyatti Firethorn

Large, upright form. White flowers and orange berries. Heavy fruit producer. THORNS.

Height: 12'

Foliage: Green

Spread: 10'

Shape: Upright

Elevation: 6,000'



Rhododendron

Rhododendron/Azalea

A rounded shrub with funnel-shaped flowers that appear mid to late spring. Foliage turns coppery red in fall.



BROADLEAF EVERGREENS

Variety	Flower Color	Fall Color
Amy Cotta (3' x 5')	Lavender	N/A
Catawba White (4'x 6')	White	N/A
Cunningham White (4' x 4')	White	N/A
Golden Lights (4' x 6')	Golden Yellow	Copper Red
Nova Zembla (4'x 6')	Rose Red	Red
Orchid Lights (2' x 3')	Lilac	Bronze
Pink (4'x 6')	Rose Pink	Bright Red
P.J.M. (3'x 4')	Lavender	Maroon
Roseum (6' x 6')	Rosy Pink	N/A
Rosy Lights (4' x 6')	Dark Pink	Maroon
Vulcan (4' x 6')	Fiery Red	N/A

Foliage: Green Shape: Round Elevation: 6,000– 6,500'

Yucca Yucca

An arching evergreen plant with long, narrow, sword-like foliage which emerges from a central point. Produces white flowers on a stalk in late summer.



Yucca bacatta Banana Yucca

Fruit is fleshy and edible.

Height: 2'- 3' Foliage: Blue Green
Spread: 2'- 3' Elevation: 6,000'

Yucca filamentosa Adam's Needle Yucca

Height: 2'- 3' Foliage: Green
Spread: 3'- 4' Elevation: 6,000'

Yucca filamentosa 'Bright Edge' Bright Edge Yucca

Height: 2'- 3' Foliage: Green with Gold Margins
Spread: 3'- 4' Elevation: 7,500'

Yucca filamentosa 'Color Guard' Color Guard Yucca

In cool weather, margins are tinged pink, and the entire yellow stripe turns rose colored on many of the leaves.

Height: 3'- 4' Foliage: Gold with Green Margins
Spread: 3'- 4' Elevation: 6,000'

Yucca filamentosa 'Golden Sword' Golden Sword Yucca

Height: 2'- 3' Foliage: Gold with Green Margins
Spread: 3'- 4' Elevation: 6,000'

Yucca glauca Native Soapweed Yucca

An evergreen plant with sword like foliage which emerges from a central point. Produces green-white flowers on a stalk in summer.

Height: 2'- 4' Foliage: Pale Green
Spread: 2'- 4' Elevation: 8,500'

ORNAMENTAL GRASSES

Andropogon gerardii

Big Bluestem Grass

Low water keeps this warm season grass more upright. Late summer seed heads range from silver to purplish in color.

Height: 4'- 6'
Spread: 2'- 3'

Foliage: Blue Green
Shape: Mound

Fall color: Bronze
Elevation: 9,500'

Carex oshimensis 'Evergold'

Evergold Japanese Sedge

Creamy-yellow blades with green edges. Best color in shade. Semi-evergreen.

Height: 10"-1'
Spread: 1'-2'

Foliage: Creamy yellow/Green
Shape: Clump

Fall Color: N/A
Elevation: Unknown

Bouteloua gracilis 'Blonde Ambition'

Blonde Ambition Grass

A native blue grama grass cultivar. Large horizontal seed heads, 2 to 2.5-inches long, resemble blonde Groucho Marx eyebrows.

Height: 2'- 3'
Spread: 1'- 2'

Foliage: Blue Green
Shape: Mound

Fall color: Bronze
Elevation: 8,500'

C. x acutiflora 'Avalanche'

Avalanche Feather Reed Grass

Clump forming, very upright grass. Rich green blades with white mid ribs. Purplish-green plumes.

Height: 3'- 4'
Spread: 1'- 2'

Foliage: Green
Shape: Clump

Fall color: Bronze
Elevation: 6,500'

Calamagrostis x acutiflora 'Karl Foerster'

Feather Reed Grass

Clump forming, very upright grass. Flowers early summer with purple plumes that fade to beige.

Height: 4'- 5'
Spread: 1'- 2'

Foliage: Green
Shape: Clump

Fall color: Bronze
Elevation: 6,500'

C. x acutiflora 'Overdam'

Variiegated Feather Reed Grass

A handsome green with white margins grass. Has golden seed heads that rise above the leaves.

Height: 1'- 3'
Spread: 1'- 3'

Foliage: Green
Shape: Clump

Fall color: Tan
Elevation: 6,000'

Calamagrostis brachytricha

Korean Feather Reed Grass

Arching in the shade, more upright in the sun. Plumes persist through the winter. Sometimes called foxtail grass. Plant Select.

Height: 4'- 5'
Spread: 2'- 3'

Foliage: Gold/Green
Shape: Clump

Fall color: Bronze
Elevation: 6,500'

Carex morrowii 'Ice Dance'

Ice Dance Japanese Sedge

Creamy-white leaf margins add brightness to shade. Evergreen.

Height: 1'
Spread: 1'- 2'

Foliage: Cream/White
Shape: Clump

Fall color: N/A
Elevation: 5,500'

ORNAMENTAL GRASSES

Carex oshimensis

Evergold Japanese Sedge

Creamy-yellow blades with green edges. Best color in shade.
Semi-evergreen.

Height: 10"-1'

Foliage: Creamy yellow/Green Fall Color: N/A

Spread: 1'-2'

Shape: Clump

Elevation: Unknown

Chasmanthium latifolium

Northern Sea Oats

A unique grass for Colorado. Has wide leaves and its unusual seed head resembles beige oats when mature. Shade tolerant.

Height: 2'- 3'

Foliage: Green

Fall color: Gold

Spread: 18"- 24"

Shape: Clump

Elevation: 6,500'

Deschampsia cespitosa 'Northern Lights' Variegated Tufted Hair

Low growing clumping grass. Green with a white center rib. Pink tinged in both spring and fall. Shade tolerant.

Height: 8'- 15'

Foliage: Green/White

Fall color: Pink-tinged

Spread: 10"- 16"

Shape: Clump

Elevation: 9,500'

Erianthus ravennae

Hardy Plume Grass

The largest of the Colorado hardy grasses. It is upright with blades arching at top. Silvery white seed heads. Syn. Saccharum ravennae.

Height: 10'- 15'

Foliage: Green

Fall color: N/A

Spread: 4'- 5'

Shape: Clumping

Elevation: 6,500'

Festuca glauca

Blue Fescue

An attractive, small evergreen grass with blue-green leaves. Tan seed heads appear early summer.

Height: 6"- 8"

Foliage: Blue Green

Fall color: N/A

Spread: 6"- 8"

Shape: Clump

Elevation: 8,500'

Hakonechloa macrocarpa 'All Gold'

All Gold Japanese Forest

A colorful grass for moist, shady areas. Foliage is a yellow-green.

Height: 12"- 18"

Foliage: Yellow-Green

Fall color: Same

Spread: 12"-18"

Shape: Clump

Elevation: 6,000'

Hakonechloa macra 'Aureola'

Golden Japanese Forest

Great grass for moist, partially shaded area. Yellow and green variegated foliage.

Height: 12"- 18"

Foliage: Yellow-Green

Fall color: Pink-tinged

Spread: 12"-18"

Shape: Clump

Elevation: 6,000'

Helictotrichon sempervirens

Blue Avena/Blue Oat Grass

A gracefully arching small grass. Its bluish-gray leaves make it stand out from the other grasses. Tan seed spikes in mid summer.

Height: 2'- 3'

Foliage: Blue Green

Fall color: N/A

Spread: 2'- 3'

Shape: Clump

Elevation: 8,500'

ORNAMENTAL GRASSES

Imperata cylindrical 'Red Baron'

Japanese Blood Grass

An invasive grass with green blades tipped with red. The red becomes more prominent throughout the season.

Height: 1'- 2'	Foliage: Green/Red	Fall color: N/A
Spread: 18"- 24"	Shape: Clump	Elevation: 6,000'

Miscanthus sinensis

Maiden Grass

Adagio Maiden Grass

One of the shortest maiden grasses. Pink silky plumes turn white as they mature. No fall color.

Height: 2'- 3'	Foliage: Green	Fall Color: Bronze
Spread: 2'- 3'	Shape: Clump	Elevation: 7,000'

Dixieland Dwarf Maiden Grass

One of the shortest maiden grasses. Pink silky plumes provide fall color. Leaves have showy white variegation.

Height: 2'- 3'	Foliage: Green/Ivory	Fall Color: Yellow
Spread: 3'- 4'	Shape: Clump	Elevation: 7,000'

Fire Dragon Maiden Grass

Green foliage transforms into orange and red hues in the fall. Buff seed heads are great for winter interest.

Height: 6'-7'	Foliage: Green	Fall Color: Red
Spread: 3'-4'	Shape: Clump	Elevation: Unknown

Gold Bar Maiden Grass

Burgundy seed heads add winter interest. Its green leaves have dramatic gold striping. No fall color.

Height: 4'- 5'	Foliage: Green/Gold	Fall Color: Burgundy
Spread: 2	Shape: Clump	Elevation: 8,000'

Gracillimus Maiden Grass

Creamy white seed heads appearing late summer/fall. Its green leaves have white center ribs. No fall color.

Height: 5'- 6'	Foliage: Green	Fall Color: Bronze
Spread: 4'- 5'	Shape: Clump	Elevation: 8,500'

Little Miss Maiden Grass

Green foliage in spring maturing to red and purple. Intensifying in fall.

Height: 2'- 3'	Foliage: Green to red	Fall Color: Reddish-purple
Spread: 2'- 3'	Shape: Clump	Elevation: 7,000'

ORNAMENTAL GRASSES

Little Zebra Maiden Grass

Gold-banded foliage. A small growing cultivar with late summer blooms and spikes of purple-red flowers. No fall color.

Height: 3'- 4' Foliage: Green Fall Color: Bronze
Spread: 2'- 3' Shape: Clump Elevation: 7,000'

Morning Light Maiden Grass

Rust-colored seed heads in late summer. Leaves are green with silver stripes. No fall color.

Height: 4'- 5' Foliage: Green Fall Color: Bronze
Spread: 2'- 3' Shape: Clump Elevation: 7,000'

Purple Maiden Grass

A very upright grass with green leaves that turn purple tinged in the late summer. Produces silvery white plumes in late summer. No fall color. Syn. Flame Grass.

Height: 3'- 4' Foliage: Green Fall Color: Bronze
Spread: 2'- 3' Shape: Clump Elevation: 7,000'

Silver Feather Maiden Grass

Has very large, silver feathery seed heads. Green foliage with a silver mid-rib. No fall color.

Height: 5'- 6' Foliage: Green Fall Color: Bronze
Spread: 3'- 4' Shape: Clump Elevation: 8,000'

Strictus Maiden Grass

Also known as porcupine grass. Wide, green blades have yellow, horizontal stripes. Buff colored seed heads in fall are great for winter interest.

Height: 5'- 8' Foliage: Green & yellow Fall Color: Bronze
Spread: 3'- 4' Shape: Clump Elevation: 7,000'

Variegated Maiden Grass

Green leaves with white stripes. Produces a silver plume in September. No fall color.

Height: 4'- 5' Foliage: Green Fall Color: Bronze
Spread: 2'- 3' Shape: Clump Elevation: 7,000'

Yaka Jima Maiden Grass

A compact maiden grass with green leaves and cream colored plumes held above the leaves in late summer. No fall color.

Height: 3'- 4' Foliage: Green Fall Color: Bronze
Spread: 2'- 3' Shape: Clump Elevation: 7,000'

Zebra Maiden Grass

Green leaves with yellow horizontal stripes. Plumes appear white turning to tan. No fall color.

Height: 6'- 8' Foliage: Green Fall Color: Bronze
Spread: 4'- 6' Shape: Clump Elevation: 7,000'

ORNAMENTAL GRASSES

**If you don't see that special grass,
or a certain size, give us a call.**

Muhlenbergia capillaris

Pink Muhly Grass

Green glossy foliage. Pink airy flower plumes. Great massed.

Height: 2'- 3' Foliage: Green Fall color: Pink
Spread: 2'- 3' Shape: Clump Elevation: 5,500'

Muhlenbergia reverchonii 'PUND01S'Undaunted® Ruby Muhly Grass

A southern plains native grass. Airy pink plumes appear in fall.

Height: 15"-30" Foliage: Grey green Fall Color: Pink
Spread: 18"-24" Shape: Clump Elevation: 5,500'

Nassella tenuissima

Mexican Feather Grass (STIPA)

A tuft-forming grass. Has very thin leaves and small tan flowers in early summer. Not hardy but reseeds easily.

Height: 3'- 4' Foliage: Green Fall color: N/A
Spread: 1'- 2' Shape: Clump Elevation: 5,500'

Ophiopogon japonicas

Green Mondo Grass

Dark green, shade loving grass is a great border plant. Lavender flowers in summer.

Height: 12"-15" Foliage: Green Fall color: Semi-evergreen
Spread: 12"-15" Shape: Clump Elevation: 5,500'

Ophiopogon planiscapus 'Nigrescens'

Black Mondo Grass

This shade loving grass has unique purplish-black foliage. Lavender flowers produce black, persistent fruit.

Height: 8"-12" Foliage: Purplish-black Fall color: Semi-evergreen
Spread: 8"-12" Shape: Clump Elevation: 5,500'

Panicum virgatum

Switch Grass

Cheyenne Sky

Emerges blue/green in spring and turns to a wine red in early summer. Great choice for fall color

Height: 2'-3' Foliage: Blue/Green Fall Color: Wine Red
Spread: 1'-2' Shape: Clump Elevation: Unknown

Dewey Blue Switch Grass

Blue tinted foliage and fountain form on this sun loving, drought tolerant grass.

Height: 3'- 4' Foliage: Blueish-green Fall color: Bronze
Spread: 2'-3' Shape: Clump Elevation: 7,000'

ORNAMENTAL GRASSES

Heavy Metal Switch Grass

Metallic blue blades and delicate shiny pink seed heads make this grass stand out from the others!

Height: 3'- 4' Foliage: Blue Fall color: Yellow
Spread: 12"- 18" Shape: Clump Elevation: 7,000'

Prairie Sky Switch Grass

Very blue blades and delicate sky-blue summer seed heads make this grass a lovely addition to any landscape.

Height: 3'- 4' Foliage: Blue Fall color: Yellow
Spread: 12"- 18" Shape: Clump Elevation: 7,000'

Rebraun Switch Grass

Green summer foliage turns to burgundy-red tones in the fall. Burgundy seed heads. Great to use for fall color.

Height: 3'- 4' Foliage: Blue Fall color: Yellow
Spread: 12"- 18" Shape: Clump Elevation: 7,000'

Shenandoah Switch Grass

True green foliage in early summer which takes on reddish hues in July and becomes fully burgundy by fall. Rose-pink flowers.

Height: 3'- 4' Foliage: Green Fall color: Yellow
Spread: 12"- 18" Shape: Clump Elevation: 7,000'

Pennisetum alopecuroides 'Hameln' Dwarf Fountain Grass

Dense small grass with fine green foliage. In late summer small white bristly, bottle-brush-like seed heads appear.

Height: 1'- 2' Foliage: Green Fall color: Yellow
Spread: 12"- 18" Shape: Clump Elevation: 6,000'

Pennisetum alopecuroides 'Little Bunny' Miniature Fountain Grass

A uniform mound of slender green foliage. Tan bottle brush plumes in fall.

Height: 8"-12" Foliage: Green Fall color: Bronze
Spread: 10"- 12" Shape: Clump Elevation: 6,000'

Pennisetum alopecuroides 'Red Head' Red Head Fountain Grass

A beautiful fountain grass with large bottle brush red plumes in mid to late summer.

Height: 3'-4' Foliage: Green Fall Color: Golden
Spread: 3'-4' Shape: Clump Elevation: Unknown

Pennisetum orientale 'Karly Rose' Pink Oriental Fountain Grass

A beautiful fountain grass that has green, arching foliage. Pink bottle brush plumes summer thru Fall. Great in masses.

Height: 3'- 4' Foliage: Green Fall color: Pink plumes
Spread: 2'-3' Shape: Clump Elevation: 6,000'

ORNAMENTAL GRASSES

Schizachyrium scoparium

Little Bluestem Grass

This clump forming grass has gray-green foliage in the summer that turns copper/red in the fall. Best used in groupings.

Height: 3'- 4'

Foliage: Blue/Gray

Fall color: Copper

Spread: 1'- 2'

Shape: Clump

Elevation: 8,000'

Schizachyrium scoparium 'Standing Ovation' PP25,202

Standing Ovation Little Bluestem

Strong upright growing habit that stands up to rain, wind and snow. Great grass for winter interest.

Height: 2'-3'

Foliage: Blue/Green

Fall Color: Orange

Spread: 15"-18"

Shape: Upright clump

Elevation: 8,000'

Sorghastrum nutans 'Indian Steel'

Indian Grass

Very erect clump-forming grass with light blue-green blades. Panicles appear yellow in summer ripening to brown in fall.

Height: 3'- 5'

Foliage: Blue Green

Fall color: Yellow

Spread: 2'- 3'

Shape: Clump

Elevation: 7,000'

Sporobolus heterolepis

Prairie Dropseed

A fine textured grass that is long lived and easy to grow. Spicy scent makes it nice for dried arrangements.

Height: 2'- 3'

Foliage: Green

Fall color: Bronze

Spread: 2'- 3'

Shape: Upright

Elevation: 7,000'

**If you don't see that special grass,
or a certain size, give us a call.**

HARD GOODS

LAWN EDGING-STEEL

- 14 Gauge Galvanized Roll Top
- 14 Gauge Pins

TREE STAKING MATERIAL

Steel T-post	6'
Lodge Pole	6'
16 Gauge Guy wire Black	3.5# Roll
Tree Strap (Nylon)	12"
	16"
Tree Tying Arbor Tape	25' Length
	250' Roll
	500' Roll
Tree Wrap	4"x150'
Shade Cloth for Tarp	12' Wide x Length
	Cut to Order

WEED BARRIER

- 6'x300' Roll
- 4'x300' Roll
- 4'x100' Roll
- Fabric Pins

SOIL AMENDMENT

Eko Compost (Bag)	1.5 CF
Sphagnum Peat (Bale)	3.8 CF

BALL CARTS AVAILABLE TO ORDER

PERENNIALS

James Nursery Company stocks a variety of perennials. We also have several local suppliers who assist us in filling your orders. Since varieties and quantities change rapidly, please call ahead with your orders



SCIENTIFIC NAME INDEX

A

Abies - 70
Acer - 5, 44-48
Aesculus - 49
Alnus - 5
Amelanchier - 5-6, 49-50
Amorpha - 6
Ampelopsis - 41
Andropogon - 88
Arctostaphylos - 43, 81
Aronia - 6
Artemisia - 7
Azalea - See Rhodendron

B

Berberis - 7-9
Betula - 50-51
Bouteloua - 88
Buddleia - 9-10
Buxus - 81-82

C

Calamagrotis - 88
Campsis - 41
Caragana - 10
Carex - 88-89
Carpinus - 51
Caryopteris - 10
Catalpa - 51-52
Celtis - 52
Cercis - 52-53
Cercocarpus - 10-11
Chaenomeles - 11
Chamaebatiaria - 11
Chasmanthium - 89
Chrysothamnus - 11
Clematis - 41
Cornus - 12-13, 53
Cotinus - 13
Cotoneaster - 14, 82
Crataegus - 53-54
Cytisus - 14

D

Daphne - 14-15
Deschampsia - 89
Diervilla - 15

E

Ephedra - 15-16
Erianthus - 89
Euonymus - 16, 43, 83

F

Fagu - 54
Fallugia - 16
Fargesia - 84
Festuca - 89
Forestiera - 16
Forsythia - 16-17
Fraxinus - 54-55

G

Genista - 17
Ginkgo - 55
Gleditsia - 55-56
Gymnocladus - 56

H

Hakonechloa - 89
Hedera - 41
Helictotrichon - 89
Heptacodium - 56
Hesperaloe - 84
Hibiscus - 18
Holodiscus - 19
Hydrangea - 19-20, 41
Hypericum - 20

I

Ilex - 84-85
Imperata - 90
Itea - 20

SCIENTIFIC NAME INDEX

J

Jamesia - 20
Juniperus - 80-81

K

Koelreuteria - 56
Kolkwitzia - 20

L

Ligustrum - 21
Lirodendron - 57
Lonicera - 21, 41

M

Magnolia - 57
Mahonia - 43, 85
Malus - 57-59
Miscanthus - 90-91
Morus - 60
Muhlenbergia - 92

N

Nandina - 85
Nassella - 92

O

Ophiopogon - 92

P

Panicum - 92-93
Parthenocissus - 42
Pennisetum - 93
Perovskia - 21
Philadelphus - 22
Phyllostachys - 85-86
Physocarpus - 22-24
Picea - 70-74
Pinus - 74-78
Polygonum - 42
Populus - 60-61
Potentilla - 24-25
Prunus - 25-26, 61-63
Pyracantha - 86
Pyrus - 63

Q

Quercus - 63-66

R

Rhamnus - 26
Rhododendron - 27, 87
Rhus - 27-28
Ribes - 28
Robinia - 66
Rosa - 28-31
Rubus - 31

S

Salix - 31, 66
Sambucus - 31
Schizachyrium - 94
Shepherdia - 32
Sorbaria - 32
Sorbus - 67
Sophora - 67
Sorghastrum - 94
Sporobolus - 93
Spirea - 32-34
Symphoricarpos - 34
Syringa - 34-36, 67

T

Taxus - 79
Thuja - 79
Tilia - 67-68

U

Ulmus - 68-69

V

Viburnum - 36-38
Vinca - 43

W

Weigela - 39-40
Wisteria - 42

Y

Yucca - 84, 87

COMMON NAME INDEX

A

Alder - 5
Almond, Pink Flowering -26
Althea (Hibiscus, Rose of Sharon) - 18
Apache Plume - 17
Apple - 40
Apricot - 40
Arborvitae - 79
Ash - 54-55
Ash, Mountain - 67
Aspen - 61
Azalea, Rhododendron - 87

B

Bamboo - 84-86
Barberry - 7-9
Beech - 54
Beauty Bush - 20
Berries - 40
Birch - 50-51
Boxwood - 81-82
Boston Ivy - 42
Boulder Raspberry - 31
Broom - 14
Buckthorn - 26
Buffaloberry - 32
Burning Bush - 16-17
Butterfly Bush - 9-10

C

Catalpa - 51-52
Cherry - 40, 62-63
Chokeberry - 6
Chokecherry - 26, 63
Clematis - 41
Compost - 95
Coralberry - 34
Cotoneaster - 14, 82
Cottonwood - 60
Crabapple - 57-59
Currant - 28, 34

D

Daphne - 14-15
Dogwood - 12-13, 53

E

Edging - 95
Edging Pins - 95
Elder - 31
Elm - 68-69
English Ivy - 41
Englemann Ivy - 42
Euonymus - 83-84

F

Fabric Pins - 95
Fernbush - 11
Fir - 15, 70
Firethorn - 86
Forsythia - 16-17
Fruit Trees - 40

G

Ginkgo -55
Golden Rain Tree - 56
Gooseberry - 40
Grape - 40
Grass - 88-94

H

Hackberry - 52
Hawthorn - 53-54
Hibiscus (Althea, Rose of Sharon) - 18
Holly - 84-85
Honeylocust - 55-56
Honeysuckle - 15, 21, 41
Hornbeam - 51
Horsechestnut - 49
Hydrangea - 19-20, 41

J

Japanese Pagoda Tree - 67
Joint Fir - 15
Juniper - 80-81

K

Kentucky Coffee Tree - 56
Kinnikinnick - 43

L

Leadplant - 6
Lilac - 34-36
Lilac Tree - 67

COMMON NAME INDEX

Linden - 67-68

Locust, Purple Robe - 66

M

Magnolia - 57

Mahogany, Mountain - 11

Manzanita - 43, 81

Maple - 5, 44-49

Mockorange - 22-23

Mormon Tea - 16

Mountain Ash - 67

Mulberry, Weeping - 60

N

Nandina - 85

New Mexico Privet - 16

Ninebark - 23-24

O

Oak - 63-66

Ohio Buckeye - 49

Oregon Grape Holly - 43, 85

P

Peach - 40

Pear - 40, 63

Peashrub - 10

Peat - 95

Periwinkle - 43

Perennials - 95

Pine - 70-79

Plum - 25, 40, 61-62

Porcelain Berry - 41

Potentilla - 24-25

Privet - 16, 21

Purpleleaf Wintercreeper - 43

Pyracantha - 85-86

Q

Quince - 11

R

Rabbitbrush - 11-12

Raspberry - 40

Raspberry, Boulder - 31

Redbud - 52-53

Rhododendron, Azalea - 7, 27, 87

Rose - 29-31

Rose of Sharon (Althea,
Hibiscus) - 18-19

Russian Sage - 21-22

S

Sage - 7, 21-22

St. John's Wort - 20

Sand Cherry - 25-26

Serviceberry - 5-6, 49-50

Seven-Son Flower - 56

Silver Lace Vine - 42

Smokebush - 13

Snowberry - 34

Soil Amendment - 95

Spirea - 10, 19, 32-34

Spruce - 70-74

Sumac - 27-28

Sweetspire - 20

T

Thimbleberry - 31

Tree Stakes - 95

Tree Straps - 95

Tree Wire - 95

Trumpet Vine - 41

Tulip Tree - 57

V

Viburnum - 36-38

Vinca - 43

Virginia Creeper - 42

W

Waxflower - 20

Wayfaring Tree - 37

Weed Barrier - 95

Weigela - 38-39

Willow - 31, 66

Wintercreeper - 43

Wire - 95

Wisteria - 42

Woadwaxen - 18

Y

Yew - 79

Yucca - 84, 87





EST. 1902

JAMES NURSERY
COMPANY

7900 York Street

Denver, Colorado 80229

(303) 288-2424