

DESCRIPTIVE GUIDE

TERMS: All prices quoted in this list are F.O.B. our location at 7900 York St., Denver, Co. All sales are C.O.D. (cash or guaranteed check) unless credit has been established. All accounts are due and payable per terms. **ALL ACCOUNTS PAST DUE ARE REFERRED TO OUR COLLECTION AGENCY. PAST DUE ACCOUNTS WILL FORFEIT THEIR TRADE DISCOUNT ON THE PAST DUE BALANCE.**

They are also subject to a 2% per month service charge on the unpaid balance (24% per year) or the highest legally obtainable rate. All past due accounts will be held financially responsible for all legal and collection costs. Visa, MasterCard, AMEX and DISCOVER payments are accepted at time of purchase only. We do not accept credit card payments on aged balances.

VOLUME DISCOUNTS: Volume discounts are available to our customers based on the following table. Your discount will be based on your purchase volume from the prior calendar year. **Past due accounts will forfeit their trade discounts on the past due balance.**

\$5,000.00	To	\$7,000.00	3%
\$7,001.00	To	\$10,000.00	4%
\$10,001.00	To	\$15,000.00	5%
\$15,001.00	To	\$22,000.00	6%
\$22,001.00	To	\$29,000.00	7%
\$29,001.00	To	\$36,000.00	8%
\$36,001.00	To	\$45,000.00	9%
\$45,001.00		And Above	10%

RESERVE STOCK: We are happy to hold stock for our customers in our sales yard until you are ready to pick it up. All reserve orders are treated as stock that is sold and must be paid for at the time they are tagged. Reserved stock sold to our charge customers is due N30 from invoice date. There will be a 20% charge for any material held as sold or special ordered that is canceled.

GUARANTEE: We guarantee all stock to be free from insects and pests (as certified by the Colorado Department of Agriculture). We make no warranty as to life or success secured in transplanting.

DELIVERY: Delivery of nursery stock is available to all areas. Please contact the office for a quote on freight rates.

BUYER IS RESPONSIBLE FOR UNLOADING AND MUST SUPPLY ALL NECESSARY LABOR AND EQUIPMENT.

If you are picking up your stock, be sure to have all the necessary equipment – including ropes, tarps, etc. All materials we provide will be billed to you.

CLAIMS: You have the right to refuse any stock at the time of delivery. No claims received after 5 days will be entertained. All sales are booked pursuant to crop conditions and we reserve the right to cancel all or a portion of your order should injury befall our stock from acts of God, errors in counts, or should stock not reach estimated size.

**ALL ADJUSTMENTS WILL BE MADE AT
THE ORIGINAL INVOICE PRICE**

Hours (All times listed are subject to change.)

April-July

7:30 am- 5:00 pm Monday-Friday
8:00 am -Noon Saturday
Closed Sunday

August- October

7:30 am- 5:00 pm Monday-Friday
Closed Saturday & Sunday

November to end of February

8:00 am- 3:30 pm Monday-Friday
Closed Saturday & Sunday

We will be closed:

New Years Day	Labor Day
Memorial Day	Thanksgiving (Thursday & Friday)
July 4th	Christmas Day

RETURN POLICY: Due to the high cost of returning nursery stock to inventory, all plants returned are subject to a 25% restocking charge. Plants must be in saleable condition to be considered for restocking. All sales on B&B are final.

Published January 2025


TABLE OF CONTENTS

Deciduous Shrubs	5-38
Fruit and Berries.....	38
Vines & Groundcovers.....	39-41
Shade & Ornamental Trees	42-67
Conifers	68-78
Junipers.....	79
Broadleaf Evergreens	80-87
Ornamental Grasses.....	88-94
Hard Goods.....	95
Perennials	95
Scientific Name Index.....	96-97
Common Name Index.....	98-99

Please visit our website at:
www.jamesnurserycompany.com
for current availability, pricing, company
information and industry related links.

IN A HURRY?

Be sure to call in your order ahead of time so we can get it pulled and set aside. This makes it easy to swing in, get loaded and get to your jobsite even faster.



EST. 1907

JAMES NURSERY **COMPANY**

- | | |
|---|---|
|  Full Sun |  Takes Wet Areas |
|  Part Shade |  High Elevation |
|  Shade |  Attracts Birds |
|  Xeriscape |  Fragrant |
|  Low Water |  Deer Resistant |
|  Moist/Well Drained |  Attracts Butterflies |

Mother Nature did not intend for plants to travel (note the lack of wheels).
When transporting, please be kind and offer them all the protection they need!

DECIDUOUS SHRUBS

Acer ginnala 'Bailey Compact'

Dwarf Amur Maple

A more finely branched form of Amur maple. Fall color is more consistent than with others of the same species.

Height: 8'-10'

Foliage: Green

Spread: 8'-10'

Shape: Irregular

Fall color: Brilliant Red

Elevation: 8,500'



Acer ginnala 'Flame'

Amur Flame Maple

A large shrub or small tree. Bright green leaves turn fiery red in the fall. Produces winged red seeds in the late summer.

Height: 15'- 20'

Foliage: Green

Spread: 15'- 20'

Shape: Round

Fall color: Red/Orange

Elevation: 8,500'



Alnus tenuifolia

Thinleaf Alder

An upright oval, small tree or large shrub . Bright green leaves turn yellow in the fall. Female catkins resemble miniature pine cones.

Height: 15'- 20'

Foliage: Green

Spread: 15'- 20'

Shape: Oval

Fall Color: Yellow

Elevation: 10,000'



Amelanchier alnifolia

Saskatoon Serviceberry

Clusters of fragrant white flowers appear as the foliage develops. Birds are attracted to the purplish-black fruit in midsummer.

Height: 6'- 12'

Foliage: Green

Spread: 6'- 12'

Shape: Vase

Fall Color: Yellow/Red

Elevation: 10,000'



Amel. aln. First Editions®

Standing Ovation™ Serviceberry

A small tree or large shrub. Upright, perfectly oval form makes a great hedge. White flowers in spring. Attracts birds.

Height: 12'-15'

Foliage: Dark Green

Spread: 3'-4'

Shape: Upright

Fall color: Red Orange

Elevation: 9,000'



Amelanchier alnifolia 'Regent'

Regent Serviceberry

In spring, large fragrant white flowers appear before leaves. Red to black fruit is good for jelly. Excellent fall color.

Height: 4'-6'

Foliage: Green

Spread: 4'-6'

Shape: Vase

Fall color: Yellow/Red

Elevation: 7,000'



DECIDUOUS SHRUBS

Amelanchier canadensis

Shadblow Serviceberry

A large shrub or small tree. Fragrant white flowers appear in spring before foliage. Great fall color.

Height: 12'- 15'

Foliage: Green



Spread: 8'- 10'

Shape: Upright

Fall color: Yellow/Red

Elevation: 8,500'

Amorpha canescens

Leadplant

Gray-green foliage and purple flowers on this open airy plant make it great for naturalization projects.

Height: 2'- 4'

Foliage: Gray Green



Spread: 2'- 4'

Shape: Open

Fall color: N/A

Elevation: 8,000'

Aronia arbutifolia 'Brilliantissima'

Brilliant Red Chokeberry

A thick, upright shrub with white flowers appearing in the spring and bright red fruit in late summer and fall. Suckers.

Height: 5'- 8'

Foliage: Green



Spread: 4'- 6'

Shape: Upright

Fall color: Red

Elevation: 7,500'

Aronia melanocarpa elata

Black Chokeberry

Dense, upright clump forming shrub. Shiny green summer leaves turn wine red in the fall. Black fruit in fall and winter. Suckers.

Height: 5'- 8'

Foliage: Green



Spread: 4'- 6'

Shape: Upright

Fall color: Wine Red

Elevation: 8,500'

A. melanocarpa 'Autumn Magic'

Autumn Magic Chokeberry

An upright chokeberry. With green summer leaves that turn wine red in the fall. Persistent black fruit in fall and winter. Suckers.

Height: 4'- 6'

Foliage: Green



Spread: 4'- 6'

Shape: Upright

Fall color: Wine Red

Elevation: 8,500'

A. mel. Proven Winners® Color Choice®

Low Scape Mound®

A compact variety of black chokeberry. Clusters of white spring flowers followed by fruit in fall.

Height: 1'-2'

Foliage: Glossy green



Spread: 18"-24"

Shape: Mound

Fall color: Red

Elevation: 8,500'

Aronia melanocarpa 'Morton'

Iroquois Beauty Chokeberry

A compact chokeberry variety with three seasons of interest. White spring flowers are followed by black berries. Attracts birds.

Height: 3'- 4'

Foliage: Glossy Green



Spread: 4'- 5'

Shape: Irregular

Fall color: Red

Elevation: 8,000'

DECIDUOUS SHRUBS

Artemisia filifolia

Sand Sagebrush

A great xeric plant. Open lacy habit, the grayish-green leaves appear almost hair-like. Dried seed heads persist throughout winter.

Height: 3'- 4'

Foliage: Blue-Gray



Spread: 3'- 4'

Shape: Round

Fall color: N/A

Elevation: 8,500'

Artemisia tridentata

Tall Western Sagebrush

A great xeric plant that is native to northern and western Colorado. Blue/gray foliage is semi-evergreen. Bark exfoliates with age.

Height: 3'- 12'

Foliage: Blue-Gray



Spread: 3'- 6'

Shape: Round

Fall color: N/A

Elevation: 10,000'

Azalea

Azalea/Rhododendron

Azaleas are listed under Rhododendron in Broadleaf Evergreens.

Berberis

Barberry

Except for the columnar varieties, shrubs are round and withstand elevation to 7,500'.

Best foliage color in full sun.



GREEN BARBERRY

Berberis x tara 'Emer. Car'

Emerald Carousel Barberry

A slow grower.

Height: 3' - 5'

Foliage: Green

Spread: 3' - 5'

Fall color: Scarlet

Berberis thunbergii 'Kobold'

Kobold Barberry

Height: 1.5' - 3'

Foliage: Dark Green

Spread: 1'- 3'

Fall color: Pale Yellow

RED BARBERRY

Berberis thunbergii 'Admiration'

Admiration Barberry

An unusual barberry with orange-red foliage and yellow margins. Very compact variety.

Height: 12"-15"

Foliage: Orange-red

Spread: 12"-15"

Fall color: Red

Berberis thunbergii 'Atropurpurea'

Redleaf Barberry

Height: 3'- 5'

Foliage: Burgundy

Spread: 3'- 5'

Fall color: Same

Berberis thunbergii 'Concorde'

Concorde Barberry

A dwarf variety with deep maroon-purple foliage. Small yellow flowers followed by red berries

Height: 18"-24"

Foliage: Maroon-purple

Spread: 18"-24"

Fall color: Same

DECIDUOUS SHRUBS

Berberis thun. atrop. 'Rose Glow' **Rose Glow Barberry**

Leaves are accented by lighter pink mottling on new growth. Persistent red fruit.

Height: 3'- 5' Foliage: Burgundy
Spread: 3'- 5' Fall color: Same

Berberis t. atrop. 'Crimson Pygmy' **Crimson Pygmy Barberry**

Height: 2' - 3' Foliage: Deep Red
Spread: 2' - 3' Fall color: Same

YELLOW BARBERRY

Berb. thun. 'Bailerin' First Editions® **Limoncello™ Barberry**

Chartreuse foliage with red margins. Great small accent plant.

Height: 3-4' Foliage: Yellow Green
Spread: 3-4' Fall color: Orange, yellow, red

Berberis thunbergii 'Bogozam' **Bonanza Gold Barberry**

Height: 1.5'- 2' Foliage: Yellow
Spread: 2'- 3' Fall color: Orange

Berberis thunbergii 'Monlers' **Golden Nugget Barberry**

Height: 1' Foliage: Yellow
Spread: 1.5' Fall color: Same

Berberis thunbergia 'Monocomb' **Cherry Bomb® Barberry**

Height: 3'-4' Foliage: Crimson red
Spread: 3'-4' Fall color: Same

Berberis thunbergii 'Sunsation' **Sunsation Barberry**

A compact variety with yellow to golden foliage.

Height: 3' - 4' Foliage: Golden Yellow
Spread: 3' - 4' Fall color: Same

Berberis thunbergii 'Tiny Gold' **Tiny Gold Barberry**

A dwarf, round variety with bright sunshine yellow foliage.

Height: 15"- 18" Foliage: BrightYellow
Spread: 15"- 18" Fall color: Same

COLUMNAR BARBERRY

Multi-stemmed deciduous shrub with a narrowly upright and columnar growth habit.

Height: 4'- 5' Spread: 2' Elevation: Unknown

Berberis t. atrop. 'Helmond Pillar' **Helmond Pillar Barberry**

Burgundy-purple foliage emerges deep red.

Foliage: Burgundy Fall color: Same

DECIDUOUS SHRUBS

Berb. t. atrop. Proven Winners® Color Choice® Sunjoy Gold Pillar®

Bright golden foliage with red new growth.

Foliage: Burgundy Fall color: Same

Berberis t. atrop. 'Orange Rocket' Orange Rocket Barberry

Vibrant coral-orange new foliage ages to mid-green, then turns ruby red in autumn.

Foliage: Orange Fall color: Ruby Red

Berberis t. atrop. 'Golden Rocket' Golden Rocket Barberry

A narrow, upright growing, deciduous shrub with showy, bright yellow foliage.

Foliage: Yellow Fall color: Same

Buddleia alternifolia Silver Fountain Butterfly Bush

Arching branches with silver/green leaves give this shrub a fountain like appearance. Spikes of lavender flowers in late summer.

Height: 10'- 15' Foliage: Silver/Green

Spread: 8'- 12' Shape: Fountain

Fall color: N/A

Elevation: 7,000'



Buddleia davidii cvs. Butterfly Bush

Long gray green leaves and tall upright stems form a fountain like shrub with

flowers all summer long. Withstands elevations up to 7,000'. No appreciable fall color.



Large Variety	Flower Color
Black Knight (8'x 6')	Dark Purple
Pink Charm (8'x 7')	Pink, Orange Eye
Royal Red (8'x 8')	Red

Medium Variety	Flower Color
Cranrazz™ (5'x5')	Magenta
Miss Molly (4' x 4')	Pink
Miss Ruby (4' x 4')	Red
Miss Violet (5'x5')	Purple
Nanho Alba (5'x 5')	White
Nanho Blue (5'x 5')	Blue
Nanho Purple (5'x 5')	Magenta
Pink Delight (6'x 5')	Shocking Pink
White (6'x 6')	White

Small Variety	Flower Color
Blue Chip (2'x 2')	Blue, Purple
Flutterby® Tutti Frutti (3'x 3')	Bright Pink
Pugster® Proven Winners® Color Choice® (2'X2')	Varies
Purple Haze (3'x 3')	Purple Blue

DECIDUOUS SHRUBS

Caragana arborescens Siberian Peashrub

Upright branches with spines and light green, rounded leaflets.
Vibrant yellow pea-like flowers appear during late spring. Xeric.

Height: 10'- 15' Foliage: Green 
Spread: 8'- 12' Shape: Upright Oval
Fall color: Yellow Elevation: 10,000'

Caragana frutex 'Globosa' Globe Peashrub

Small, slow-growing compact shrub. Good for both hedge and specimen plants. Drought tolerant.

Height: 2'- 3' Foliage: Dark Green 
Spread: 2'- 3' Shape: Compact Globe
Fall color: N/A Elevation: 8,500'


Caragana pygmaea Pygmy Peashrub

Sparse, tiny green leaves give this shrub an open look. Small, pealike yellow flowers in late spring. Xeric.

Height: 3'- 4' Foliage: Green 
Spread: 4'- 5' Shape: Compact Globe
Fall color: N/A Elevation: 8,500'

Caryopteris x clandonensis[®] Spirea

Clusters of blue flowers on narrow, grayish-green foliage in mid to late summer.

Height: 3'- 4' Foliage: Gray-Green 
Spread: 2'- 3' Shape: Rounded
Fall color: N/A Elevation: 8,500'

Variety	Flower Color
Blue Mist	Bright Blue
Dark Knight (compact)	Dark Blue
Grand Bleu [®]	Deep Blue
Lil Miss Sunshine [®] (yellow foliage)	Bright Blue
Petite Blue (more compact)	Bright Blue

Cercocarpus intricatus Little Leaf Mountain Mahogany

Compact, semi-evergreen to evergreen shrub. Very slow growing.
Small yellow flowers in spring. Xeric.

Height: 3'-5' Foliage: Dark Green Native 
Spread: 3'-5' Shape: Round
Fall color: N/A Elevation: 8,500'

Cercocarpus ledifolius Curleaf Mountain Mahogany

A very drought-tolerant small tree or large shrub. Leaves curl inward in extreme drought. Small, creamy yellow flowers in spring.

Height: 10'-25' Foliage: Dark Green Native 
Spread: 10'-25' Shape: Round
Fall color: Evergreen Elevation: 9,000'

DECIDUOUS SHRUBS**Cercocarpus montanus** **Mountain Mahogany**

A very drought tolerant shrub. Small, creamy yellow flowers in spring followed by corkscrew-shaped seed heads.

Height: 4'- 6' Foliage: Dark Green Native   
 Spread: 4'- 6' Shape: Rounded
 Fall color: N/A Elevation: 10,000'






C. spec. Proven Winners® Color Choice® Double Take® Scarlet Quince

A mounded shrub with large dark red, double flowers. The Double Take quinces are thornless and deer-resistant, they do not produce fruit, and once established, are drought-tolerant.

Height: 3'- 4' Foliage: Green     
 Spread: 3'- 4' Shape: Mounded
 Fall color: N/A Elevation: Unknown

C. japonica 'Texas Scarlet' **Texas Scarlet Flowering Quince**

Beautiful spreading shrub. Very attractive during spring with its bright red flowers. Nearly thornless.

Height: 2'- 3' Foliage: Green     
 Spread: 4'- 6' Shape: Irregular
 Fall color: N/A Elevation: 6,500'

Chamaebatiaria millefolium **Fernbush**

Fern-like leaves appear in the late winter and remain until fall. Mid to late spring brings white flowers. Aromatic, semi-evergreen.

Height: 3'- 5' Foliage: Gray-Green    
 Spread: 3'- 6' Shape: Irregular
 Fall color: Evergreen Elevation: 7,500'

Chrysothamnus nauseosus **Rabbitbrush**

A rounded shrub that produces golden flowers in mid to late summer. Xeric, it is good up to 8,500'. No fall color.

**Chrysothamnus nauseosus albicaulis** **Tall Blue Rabbitbrush**

Distinctive bluish gray wiry leaves on whitish stems.

Height: 4'- 6' Spread: 4'- 6'

Chrysothamnus nauseosus graveolens **Tall Green Rabbitbrush**

Interesting deep-green twisted leaves on green stems.

Height: 4'- 6' Spread: 4'- 6'

Chrysothamnus nauseosus nauseosus **Dwarf Blue Rabbitbrush**


Like tall blue rabbitbrush, only more compact form.

Height: 1'- 3' Spread: 1'- 3'

DECIDUOUS SHRUBS


Cornus alba 'Argenteo-Marginata' **Variegated Dogwood**

Beautiful green and cream variegated leaves on red branches give year-round interest. White spring flowers, late summer fruit.

Height: 6'- 8' Foliage: Cream/Green 
Spread: 5'- 8' Shape: Upright
Fall color: Red Elevation: 7,000'

Cornus alba 'Bailhalo' **Ivory Halo Dogwood**

A finer textured, more dense, variegated dogwood. Green leaves with white margins on bright red winter twigs.

Height: 5'- 6' Foliage: Cream/Green 
Spread: 5'- 6' Shape: Round
Fall color: Red Elevation: 7,000'

Cornus sericea 'Bailey' **Bailey Redtwig Dogwood**

Large green leaves with pointed tips on bright red winter twigs. White spring flowers and summer berries.

Height: 6'- 10' Foliage: Green 
Spread: 6'- 10' Shape: Upright
Fall color: Maroon Elevation: 9,000'

Cornus sericea 'Cardinal' **Cardinal Dogwood**

A variety with showier red winter twigs. Makes a great contrast plant in the winter landscape.


Height: 8'- 10' Foliage: Green 
Spread: 8'- 10' Shape: Upright
Fall color: Red Elevation: 7,500'



DECIDUOUS SHRUBS

Cornus sericea 'Flaviramea' **Yellow Twig Dogwood**

Fast growing, rounded shrub valued for its yellow winter twigs.
Small white spring flowers followed by white fruit.

Height: 6'- 8' Foliage: Green 
Spread: 8'- 10' Shape: Round
Fall color: Red-Purple Elevation: 7,500'


Cornus sericea 'Isanti' **Isanti Dogwood**

Very similar to redb twig dogwood but is smaller and more dense.
Red fall color.

Height: 4'- 5' Foliage: Green 
Spread: 4'- 6' Shape: Upright
Fall color: Red Elevation: 8,500'

Cornus sericea 'Kelsey' **Kelsey Dogwood**

A small rounded dogwood with green leaves and white spring flowers.
Showy red branches in winter.

Height: 2'- 3' Foliage: Green 
Spread: 2'- 3' Shape: Round
Fall color: Insignificant Elevation: 6,500'

Cornus stolonifera 'Farrow' Arctic Fire® **Arctic Fire Dogwood**

Unlike most Cornus, this compact selection of Red Twig Dogwood
grows to only half the height. It has dark red stems that provide a
spectacular show in the winter sunlight.

Height: 3'- 5' Foliage: Green 
Spread: 3'- 5' Shape: Upright
Fall color: Red Elevation: 7,000'

Cotinus coggygria 'Ancot' **Golden Spirit Smokebush**

An upright spreading shrub with golden foliage. Has whitish-pink
flowers mid-summer that appear smoky from a distance.

Height: 8'- 10' Foliage: Golden 
Spread: 8'- 10' Shape: Upright
Fall color: Coral to Orange Elevation: Unknown


Cotinus coggygria 'Royal Purple' **Royal Purple Smokebush**

An upright spreading shrub with purple foliage. Has beige/mauve
flowers mid-summer that appear smoky from a distance.

Height: 8'- 10' Foliage: Purple 
Spread: 8'- 10' Shape: Upright
Fall color: N/A Elevation: 6,000'

Cotoneaster lucidus **Peking/Hedge Cotoneaster**

Small dark green leaves with light undersides on upright stems form
a dense oval shrub. White flowers/black fruit.

Height: 6'- 12' Foliage: Green 
Spread: 6'- 8' Shape: Oval
Fall color: Orange-Red Elevation: 10,000'

DECIDUOUS SHRUBS

Additional varieties of Cotoneasters are listed in Broadleaf Evergreens.

Cytissus

Broom

Spring blooming shrub with slender green stems.
The tiny green leaves are inconspicuous.



Cytissus x 'Lena'

Lena Broom

Semi-evergreen shrub. Slender green stems are covered with red flowers with yellow undertones in spring.

Height: 2'-3'

Bloom: Red and yellow

Spread: 3'-4'

Elevation: 6,000'

Cytissus x praecox 'Allgold'

Allgold Broom

A dense upright mounding shrub with an abundance of deep yellow flowers in late spring.

Height: 5'- 6'

Bloom: Deep Yellow

Spread: 5'- 6'

Elevation: 6,000'

Cytissus purgans 'Spanish Gold'

Spanish Gold Broom

Hardiest of the brooms. Has a spectacular spring flowering period. Golden blooms and green leaves on green branches.

Height: 2'- 4'

Bloom: Golden Yellow

Spread: 4'- 6'

Elevation: 8,000'

Cytissus scoparius 'Moonlight'

Moonlight Broom

An upright shrub with nodding branches and a plethora of light yellow late spring flowers.

Height: 4'- 6'

Bloom: Pale Yellow

Spread: 4'- 6'

Elevation: 7,500'

Daphne x burkwoodii 'Carol Mackie'

Carol Mackie Daphne

A dense rounded shrub with variegated leaves. Semi-evergreen, it has fragrant pink flowers in the spring. Plant Select.

Height: 3'- 5'

Foliage: Green/White

Spread: 3'- 5'

Shape: Round

Fall color: Evergreen

Elevation: 7,000'



Daphne transatlantica 'BLAFRA'

Eternal Fragrance Daphne

A small, rounded shrub with semi-evergreen foliage. Intensely fragrant pinkish-white flowers in spring.

Height: 2'- 3'

Foliage: Dark Green

Spread: 2'- 3'

Shape: Round

Fall color: Evergreen


Elevation: 7,000'



DECIDUOUS SHRUBS

Diervilla 'Kodiak'® Black' Proven Winner® Color Choice®
Kodiak® Black Bush Honeysuckle

A colorful shrub that is adaptable to drought, sun or shade. Deer resistant. Yellow flowers in early summer.

Height: 3'-4' Foliage: Black purple 
 Spread: 3'-4' Shape: Mound
 Fall color: N/A Elevation: Unknown


Diervilla Proven Winners® Color Choice® **Kodiak® Orange**

A drought and deer resistant shrub that is adaptable to both sun and shade. Yellow flowers in early summer.

Height: 3'-4' Foliage: Orange 
 Spread: 3'-4' Shape: Mounded
 Fall color: Orange-red Elevation: 6,000'


Diervilla Proven Winners® Color Choice® **Kodiak® Red**

A native shrub that is tolerant to both sun and shade. Yellow flowers in early summer.

Height: 3'-4' Foliage: Burgundy 
 Spread: 3'-4' Shape: Mounded
 Fall color: Red Elevation: 6,000'


Diervilla x 'SMNDSS' USPP 34,138 **Kodiak® Fresh**

A durable native shrub which has bright lime -yellow foliage. Both sun and shade tolerant. Bright yellow flowers. New growth is orange-red.

Height: 2'-3' Foliage: lime-yellow 
 Spread: 2'-3' Shape: Mounded
 Fall color: Orange Elevation: Unknown


Diervilla sessilifolia First Editions® Cool Splash® **Bush Honeysuckle**

A dwarf variegated diervilla. Yellow, trumpet shaped flowers in summer. May sucker over time.

Height: 2'- 4' Foliage: Green/White 
 Spread: 2'- 4' Shape: Mound
 Fall color: N/A Elevation: 5,500'


Euonymus alatus **Burning Bush**

A rounded shrub with wings! Corky wings along the branches provide interest. Fiery fall color is spectacular.

Height: 10'- 12' Foliage: Green 
 Spread: 8'- 12' Shape: Round
 Fall color: Red Elevation: 7,500'

Euonymus alatus 'Compactus' **Compact Burning Bush**

This shrub is glorious in the fall when its leaves turn red and flame in the sun. Can be sheared for hedges.

Height: 5'- 6' Foliage: Green 
 Spread: 5'- 6' Shape: Round
 Fall color: Red Elevation: 7,500'

Also Available in Tree Form

Fax: 303-287-2627 www.jamesnurserycompany.com 15

DECIDUOUS SHRUBS

Fallugia paradoxa

Apache Plume

Whitish stems covered with feathery leaves. Has single white early summer flowers. Pinkish, feathery seed heads all summer.

Height: 3'- 6'

Foliage: Light Green



Spread: 3'- 6'

Shape: Irregular

Fall color: N/A

Elevation: 8,500'

Forestiera neomexicana

New Mexico Privet

Small grayish-green leaves on arching branches create a large rounded shrub. Female plants get black berries in fall.

Height: 8'- 12'

Foliage: Grayish Green



Spread: 6'- 8'

Shape: Upright

Fall color: Yellow

Elevation: 7,500'

Forsythia

Forsythia

Produces yellow flowers early spring before the green foliage appears.



Forsythia x. 'Courtasol'

Gold Tide® Dwarf Forsythia

A dwarf forsythia cultivar noted for its compact-spreading shape. Lemon-yellow flowers. Do not let plant dry out.

Height: 1'- 3'

Fall color: N/A

Spread: 3'- 6'

Shape: Mound

Elevation: 6,000'

Forsythia x intermedia 'Kolgold'

Magical Gold®

Height: 4 -5'

Fall color: Bronze

Spread: 4-5'

Shape: Arching

Elevation: Unknown

Forsythia x intermedia

Show Off®

Height: 5-6'

Fall color: Yellow

Spread: 5-6'

Shape: Arching

Elevation: Unknown

Forsythia x intermedia 'Spring Glory'

Spring Glory Forsythia

Height: 6'- 8'

Fall color: Bronze

Spread: 6'- 8'

Shape: Round

Elevation: 8,000'

Forsythia x. 'Lynwood'

Lynwood Gold Forsythia

Old-fashioned favorite.

Height: 6'- 8'

Fall color: Purple

Spread: 8'- 10'

Shape: Arching

Elevation: 6,500'

Forsythia x 'SMFXGP' Springshine™

Springshine™ Forsythia

Great compact variety.

Height: 2'-3'

Foliage: Green

Spread: 3'-4'

Shape: Round

Elevation: Unknown

DECIDUOUS SHRUBS




Forsythia viridissima koreana 'Kumson' **Kumson Forsythia**

A forsythia with year round interest. Yellow flowers in early spring. Dark green leaves have a silver venation. Arching, winter branches are deep purple.

Height: 6' Fall color: N/A
 Spread: 5' Shape: Arching Elevation: Unknown

Genista Lydia **Lydia Woadwaxen/Lydia broom**

Slender arching, green branches. Semi-evergreen gray-green leaves. Bright yellow pea-like flowers in late spring. Needs protection.

Height: 1'- 2' Foliage: Grey-green   
 Spread: 2'- 3' Shape: Arching
 Fall color: N/A Elevation: 5,500'

Hibiscus syriacus **Hibiscus/Althea**

A large flowering shrub with great big, beautiful, tropical-like flowers appearing mid to late summer.

Height: 8'- 10' Foliage: Green     
 Spread: 6'- 8' Shape: Upright
 Fall color: Yellow Elevation: 6,000'

Some Varieties Available in Tree Form. Call for Availability.

<u>Variety</u>	<u>Flower Color</u>
Aphrodite	Single Pink/Dark Eye
Ardens	Double Blue
Bali	Semi-Double White/Maroon Eye
Blue Bird	Single Blue/Red Eye
Blue Chiffon®	Semi-Double Pale Blue
Blue Marlin™	Single Blue/Red Eye
Blue Satin®	Single Blue/Red Eye
Blushing Bride	Double Pale Pink
Collie Mullins	Double Rosy Pink
Diana	Single Solid White
Fiji™ 'Minspot'	Semi-Double Pale- Pink/Red Eye
Helene	Single White/Red Eye
Lil' Kim *	Single White/Red Eye
Lucy	Double Red
Minerva	Single Lavender/Dark Eye
Purple Pillar® *	Semi-Double Purple/Red Eye
Red Heart	Single White/Red Eye
Tahiti™ First Editions®	Semi-Double Purple/Red Eye
White Chiffon®	Single White
White Pillar® *	Semi-Double White

- Purple and White Pillar are columnar hibiscus growing to 10'-16' tall x 2'-3' wide
- Lil' Kim is a dwarf variety at 3- 4' tall and wide.

DECIDUOUS SHRUBS

Holodiscus dumosus

Rock Spirea

A native upright shrub. Arching slender branches support pyramidal sprays of white to pink flower clusters that dry to a russet color.

Height: 3'- 4'

Foliage: Green

Spread: 3'- 4'

Shape: Upright

Fall color: Bronze Red

Elevation: 10,000'



Hydrangea

Hydrangea

A rounded shrub with green leaves that can be found up to 6,000'. The Oakleaf species are the only type with fall color.



Hydrangea quercifolia

Oak Leaf Hydrangea

All Oakleaf hydrangea blooms open white and many turn pink as they age. Its large leaves are shaped much like those of a red oak and turn bronze, crimson or purple in fall.













<u>Variety</u>	<u>Flower Color</u>
Oakleaf (6-8' x 6-8')	White
Munchkin (3'-5' x 3'-5')	White
Ruby Slippers (3'-4' x 4'-5')	White to Pink
Snow Queen (4-5' x 5-6')	White

Hydrangea paniculata

Paniculata Hydrangea

The blooms start out white and often turn pink as they age.

<u>Variety</u>	<u>Flower Color</u>
Bobo® (3' x 3-4')	White to Pink
Candy Apple™ (4-5' x 4-5')	White to Pink
Fire & Ice (3-5' x 3-5')	White to Red
Firelight® (6-8' x 6-8')	White to Pink
Little Lime® (3-5' x 3-5')	White to Pink
Little Quickfire® (3-5' x 3-5')	White to Pink
Limelight (6-8' x 6-8')	Green to Pink
Pee Gee (Grandiflora) (6-8' x 6-8')	White to Pink
Pink Diamond (8-15' x 8-15')	White to Pink
Pinky Winky® (6-8' x 6-8')	White to Pink
Quick Fire® (6-8' x 6-8')	White to Pink
Strawberry Shake™ (4'-5' x 3'-4')	White to Pink
Strawberry Sundae™ (4'-5' x 3'-4')	White to Pink
Sweet Summer (4-5' x 4-6')	White to Pink
Vanilla Strawberry® (6-7' x 4-5')	Red to Vanilla

	Full Sun		Takes Wet Areas
	Part Shade		High Elevation
	Shade		Attracts Birds
	Xeriscape		Fragrant
	Low Water		Deer Resistant
	Moist/Well Drained		Attracts Butterflies

DECIDUOUS SHRUBS

Hydrangea macrophylla

Mophead Hydrangea

This is the ONLY species with colored blooms when they are freshly open. Blue, pink and purple blooms are the most common colors.

<u>Variety</u>	<u>Flower Color</u>
Bloomstruck® (3-4' x 3-5')	Pink or Purple
Cherry Explosion™ (3'-4' x 3'-4')	Red
Endless Summer® (3-5' x 3-5')	Pink or Blue
Grateful Red (3'-4' x 2'-3')	Red
Nikko Blue (4-5' x 4-5')	Blue or Pink (alkaline soil)
Pink Elf® (18-24" x 18-24")	Hot Pink
Pink Splendor™ (3-4' x 3-4')	Pink
Tricolor (4'-5' x 4'-5')	Cream, Pink or Blue

Hydrangea arborescens

Arborescens Hydrangea

'Annabelle' is the best known variety in this species. These huge blooms are usually very large, and made up of tiny individual blossoms. They are notorious for falling over in wind and rain storms.


<u>Variety</u>	<u>Flower Color</u>
Annabelle (4-5' x 3-5')	White
Incrediball® (4' x 4-5')	White
Invincibelle® (3'- 4' x 3'- 4')	Pink
Invincibelle Mini Mauvette® (2.5-3' x 2.5-3')	Pink
Seaside Serenade® Bar Harbor (3-4' x 3-4')	White
Compact Form of Annabelle	
Seaside Serenade® Martha's Vineyard (3' x 3')	Hot Pink

**Some Hydrangea Varieties Available in Tree Form.
Call for Availability.**

Hypericum frondosum 'Sunburst'

Sunburst St. John's Wort


Mounding shrub with spectacular yellow flowers. Blue green foliage. Use in masses for a great effect. Prune in spring.

Height: 3'	Foliage: Blue Green	
Spread: 3'	Shape: Mound	
Fall color: N/A	Elevation: 6,000'	

Hypericum patulum 'Hidcote'

Hidcote St. John's Wort


A more compact form of St. John's wort. Has lovely yellow flowers. A good plant for borders.

Height: 2'	Foliage: Blue Green	
Spread: 3'	Shape: Mound	
Fall color: N/A	Elevation: 7,000'	

Itea virginica

Henry's Garnet Sweetspire

Larger variety of Sweetspire. Slender white flowers on this shade tolerant shrub. Good for moist locations.

Height: 5-6'	Foliage: Green	
Spread: 5-6'	Shape: Weeping	
Fall color: Red to purple	Elevation: Unknown	

DECIDUOUS SHRUBS

Itea vir. Proven Winners® Color Choice® Little Henry® Sweetspire

This compact Sweetspire starts out the summer with a beautiful display of fragrant white flowers that blanket the shrub.

Height: 2'- 3' Foliage: Green 
Spread: 2'- 3' Shape: Mounded
Fall color: Bright Red Elevation: 5,500'


Kolkwitzia amabilis Beauty Bush

A dense broadly rounded shrub with dark green leaves. Has dainty bell shaped pink flowers in late spring.

Height: 8'- 10' Foliage: Dark Green 
Spread: 8'- 10' Shape: Round
Fall color: Yellow Elevation: 7,500'

Ligustrum x vicaryi Golden Vicary Privet

A dense rounded vase-shaped shrub with vibrant golden-yellow leaves when planted in full sun. Creamy white flowers with unusual fragrance.

Height: 6'- 8' Foliage: Golden Yellow 
Spread: 6'- 8' Shape: Vase
Fall color: N/A Elevation: 6,000'


Ligustrum vulgare 'Cheyenne' Cheyenne Privet

A dense upright shrub with small dark green leaves. Most commonly used for hedges. Small white flowers/black fruit.

Height: 6'- 8' Foliage: Dark Green 
Spread: 4'- 6' Shape: Upright
Fall color: N/A Elevation: 7,500'


Ligustrum vulgare 'Lodense' Lodense Privet

A dense more compact privet with a compact irregularly rounded habit. Late spring flowers/black fruit.

Height: 2'- 3' Foliage: Dark Green 
Spread: 3'- 4' Shape: Round
Fall color: N/A Elevation: 7,000'


Ligustrum vulgare 'swift' Straight Talk®

A narrow and upright growing privet variety. White flowers in early summer followed by glossy black fruit.

Height: 10-12' Foliage: Dark Green 
Spread: 18-24" Shape: Upright, columnar
Fall Color: N/A Elevation: 7,500'


Lonicera tatarica 'Arnold's Red' Arnold's Red Honeysuckle

A broad rounded shrub with arching branches and fragrant reddish-pink spring flowers. End of summer berries are red.

Height: 6'- 12' Foliage: Green 
Spread: 6'- 12' Shape: Round
Fall color: N/A Elevation: 10,000'


DECIDUOUS SHRUBS
L. xylosteoides 'Emerald Mound' Emerald Mound Honeysuckle

A compact mounding shrub, with sparse spring blooms of pale yellow/white flowers. Mid summer brings red berries.

Height: 2'- 3' Foliage: Gray Green 
 Spread: 4'- 6' Shape: Round
 Fall color: N/A Elevation: 7,500'

Perovskia atriplicifolia Russian Sage

Gray aromatic foliage and lavender blue flowers make this shrub a stand out in late summer. Cut close to ground in spring.


Height: 3'- 4' Foliage: Gray Green 
 Spread: 3'- 4' Shape: Round
 Fall color: N/A Elevation: 8,500'

P. atriplicifolia 'Little Spire' Little Spire Russian Sage

A dwarf variety of Russian sage selected for its upright habit. Has long lasting blue flowers and aromatic foliage.

Height: 2' Foliage: Gray Green 
 Spread: 2' Shape: Upright
 Fall color: N/A Elevation: 8,500'

Philadelphus Mockorange

Citrus-scented, white blooms appear on this shrub in June. Deep green leaves do not show any fall color. Use in mixed plantings. It is most attractive during bloom. 

Philadelphus lewisii Cheyenne® Cheyenne® Mockorange

Height: 5'- 6' Bloom: White, two inch, fragrant flowers. Xeric.
 Spread: 4'- 5' Shape: Vase Elevation: 8,000'

Philadelphus lewisii 'Blizzard' Blizzard Mockorange

Height: 4'- 5' Bloom: Profuse, large white, fragrant flowers
 Spread: 3'- 4' Shape: Vase Elevation: 8,000'

Philadelphus x 'Snowbelle' Snowbelle Mockorange

Height: 3'- 4' Bloom: Double, white, fragrant flowers
 Spread: 3'- 4' Shape: Round Elevation: 8,000'

P. x virginialis 'Buckley's Quill' Buckley's Quill Mockorange

Height: 4'- 5' Bloom: Double, white fragrant one-inch flowers
 Spread: 3'- 4' Shape: Upright Elevation: 7,500'

P. x virginialis 'Dwarf MN Snowflake' Dwarf MN Snowflake

Height: 3'- 4' Bloom: Double, white, fragrant flowers
 Spread: 2'- 3' Shape: Upright Elevation: 7,500'

P. x virginialis 'MN Snowflake' MN Snowflake Mockorange

Height: 6'- 8' Bloom: Double, white, two inch, fragrant flowers
 Spread: 5'- 6' Shape: Vase Elevation: 7,500'

DECIDUOUS SHRUBS

Philadelphus microphyllus Littleleaf Mockorange

A fine-textured shrub with small silvery leaves. Xeric.

Height: 3'- 4' Bloom: Single, white, fragrant flowers
Spread: 3'- 4' Shape: Round Elevation: 9,000'

Physocarpus monogynus Mountain Ninebark

Grows in shaded areas or facing north.

Height: 4'- 5' Foliage: Green
Spread: 4'- 5' Elevation: 10,000'



Physocarpus opulifolius Ninebark

Rounded shrub with bark that exfoliates with age.

Small white flowers produce reddish berries.

Fall color varies from yellow to brown.



Some varieties are also available in tree form.

Physocarpus opulifolius 'Center Glow' Center Glow Ninebark

Height: 6'- 8' Foliage: Burgundy/Gold
Spread: 6'- 8' Elevation: 7,500'

Physocarpus opulifolius Common Ninebark

Height: 5'- 8' Foliage: Green
Spread: 4'- 6' Elevation: 7,500'

Phys. opul. Proven Winners® Color Choice® Coppertina® Ninebark

Height: 8'- 10' Foliage: Copper to Deep Red
Spread: 8'- 10' Elevation: 7,500'

Physocarpus opulifolius 'Dart's Gold' Dart's Gold Ninebark

Height: 3'- 5' Foliage: Chartreuse
Spread: 3'- 5' Elevation: 7,500'

Physocarpus opulifolius 'Diablo' Diablo Ninebark

Height: 6'- 8' Foliage: Red Purple
Spread: 6'- 8' Elevation: 7,500'

Physocarpus opulifolius 'Donna May' Little Devil® Ninebark

Height: 3'- 4' Foliage: Deep Burgundy
Spread: 3'- 4' Elevation: 7,500'

Phys. opul. Proven Winners® Color Choice® Ginger Wine® Ninebark

Orange foliage emerges in spring and matures to burgundy. White flowers in spring. Best color in full sun.

Height: 5'-6' Foliage: Orange to burgundy
Spread: 5'-6' Elevation: 7,500'

Physocarpus opulifolius 'Hoogi021' Little Joker® Ninebark

Height: 3'-4' Foliage: Deep Burgundy
Spread: 3'-4' Elevation: Unknown
22 James Nursery Company Ph: 303-288-2424

DECIDUOUS SHRUBS
Physocarpus opulifolius 'Podaras 3' Lemon Candy™ Ninebark

Height: 2'-3' Foliage: Chartreuse
 Spread: 2'-3' Elevation: Unknown

Physocarpus opulifolius 'Jefam' Amber Jubilee™ Ninebark

Height: 5'- 6' Foliage: Orange Yellow
 Spread: 4'- 5' Elevation: 7,500'

Physocarpus opulifolius 'Nanus' Dwarf Green Ninebark

Best ninebark for shade.

Height: 4'- 5' Foliage: Dark Green
 Spread: 4'- 5' Elevation: 9,000'

Physocarpus opulifolius 'Nugget' Nugget Ninebark

Height: 5'- 6' Foliage: Chartreuse
 Spread: 4'- 5' Elevation: 7,500'

Phys. opul. 'Z;Euel2' Raspberry Lemonade™ Ninebark

Height: 3-4' Foliage: Golden
 Spread: 3-4' Elevation: 7500'

Physocarpus opulifolius 'Seward' Summer Wine® Ninebark

A smaller version of Diabolo.

Height: 4'- 5' Foliage: Deep Red
 Spread: 4'- 5' Elevation: 7,500'

Phys. opul. Proven Winners® Color Choice® Tiny Wine® Ninebark

Height: 3'- 4' Foliage: Dark Bronze Maroon
 Spread: 3'- 4' Elevation: 7,500'

Phy. Opul. Tiny Wine®Gold Tiny Wine®Gold Ninebark

Height: 3-5' Foliage: Gold
 Spread: 3-5' Elevation: 7500'

Potentilla
Potentilla

Most years these shrubs will bloom from early to late summer.


Potentilla fruticosa 'Abbottswood' Abbottswood Potentilla

Height: 2'- 3' Foliage: Blue Green Bloom: White
 Spread: 2'- 3' Shape: Round Elevation: 8,500'

Potentilla fruticosa Dakota Sunspot® Dakota Sunspot®

Height: 2-3' Foliage: Gray Green Bloom: Bright yellow
 Spread: 2-3' Shape: Spreading mound Elevation: 8,500'

Potentilla fruticosa 'Gold Drop' Gold Drop Potentilla

Height: 2'- 3' Foliage: Green Bloom: Yellow
 Spread: 2'- 3' Shape: Irregular Elevation: 10,000'

DECIDUOUS SHRUBS

Potentilla fruticosa 'Goldfinger'		Goldfinger Potentilla
--	--	------------------------------

Height: 2'- 3'	Foliage: Green	Bloom: Yellow
Spread: 3'- 4'	Shape: Round	Elevation: 9,000'

Potentilla fruticosa 'Gold Star'		Gold Star Potentilla
---	--	-----------------------------

Height: 2'- 3'	Foliage: Green	Bloom: Yellow
Spread: 2'- 3'	Shape: Round	Elevation: 9,000'

Potentilla fruticosa 'Jackmanii'		Jackman Potentilla
---	--	---------------------------

Height: 3'- 4'	Foliage: Gray Green	Bloom: Bright Yellow
Spread: 3'- 4'	Shape: Upright	Elevation: 10,000'

P. fruticosa 'Katherine Dykes'		Katherine Dykes Potentilla
---------------------------------------	--	-----------------------------------

Height: 2'- 3'	Foliage: Green	Bloom: Pale Yellow
Spread: 3'- 4'	Shape: Low	Elevation: 10,000'

Potentilla fruticosa 'Mango Tango'		Mango Tango Potentilla
---	--	-------------------------------

Height: 18-24"	Foliage: Green	Bloom: Yellow Orange
Spread: 18-24"	Shape: Low	Elevation: 8,500'

Potentilla fruticosa 'McKay's White'		McKay's White Potentilla
---	--	---------------------------------

Height: 2'- 3'	Foliage: Green	Bloom: White
Spread: 2'- 3'	Shape: Round	Elevation: 10,000'

Potentilla fruticosa 'Pink Beauty'		Pink Beauty Potentilla
---	--	-------------------------------

Height: 2'- 3'	Foliage: Green	Bloom: Clear Pink
Spread: 2'- 3'	Shape: Round	Elevation: 10,000'

Prunus besseyi		Western Sand Cherry
-----------------------	--	----------------------------

A loosely rounded upright shrub with profuse late spring pure white flowers. Black fruit ripens in late summer.

Height: 4'- 6'	Foliage: Gray Green	
Spread: 4'- 6'	Shape: Round	
Fall color: Red	Elevation: 9,000'	



DECIDUOUS SHRUBS
Prunus besseyi 'Pawnee Buttes' Creeping Sand Cherry

A groundcover form of sand cherry with white flowers in April and black fruit in the fall.

Height: 15"- 18" Foliage: Green
 Spread: 4'- 6' Shape: Wide Oval
 Fall color: Red/Purple Elevation: 9,000'


Prunus x cistena Purple Leaf Plum

An upright rounded shrub with purple foliage. Profuse pale pink to white flowers in early spring.

Height: 6'- 8' Foliage: Purple
 Spread: 4'- 6' Shape: Upright
 Fall color: N/A Elevation: 8,500'


Prunus x cistina 'UNCONNPC001' Darkstar® Purple Leaf Sand Cherry

A compact improved purple leaf sandcherry. Dense branching with an upright spreading habit. White-pink flowers in spring before foliage emerges.

Height: 5' Foliage: Red Purple
 Spread: 4' Shape: Upright
 Fall color: N/A Elevation: Unknown


Prunus x glandulosa Pink Flowering Almond

An upright rounded shrub with light green foliage. Profuse double soft pink flowers in early spring before the foliage appears.

Height: 4'- 6' Foliage: Green
 Spread: 4'- 6' Shape: Upright
 Fall color: N/A Elevation: 6,000'


Prunus tomentosa Nanking Cherry

An upright spreading shrub with dark green foliage. Profuse white flowers in early spring followed by small, edible red berries.

Height: 6'- 10' Foliage: Green
 Spread: 6'- 12' Shape: Upright
 Fall color: N/A Elevation: 8,500'


Prunus virginiana melanocarpa Chokecherry (Native Green)

An irregularly rounded shrub that forms dense colonies. Long clusters of small white flowers in spring and late summer fruit.

Height: 8'- 20' Foliage: Green
 Spread: 8'- 12' Shape: Irregular
 Fall color: Red/Yellow Elevation: 10,000'


Prunus virginiana 'Shubert' Canada Red Chokecherry

New growth is green, turning maroon-red as leaves mature. Dark fruit in the summer. Very hardy, but can sucker.

Height: 20'- 25' Foliage: Green/Red
 Spread: 18'- 20' Shape: Upright Oval
 Fall color: Maroon Elevation: 9,500'



DECIDUOUS SHRUBS


Rhamnus frangula 'Columnaris' **Columnar Buckthorn**

A dense columnar shrub with glossy dark-green leaves. Has insignificant flowers in spring and pea-sized fruit in fall.

Height: 8'- 12' Foliage: Dark Green 
Spread: 3'- 4' Shape: Columnar
Fall color: N/A Elevation: 7,500'

Rhamnus frangula 'Ron Williams' **Fine Line® Buckthorn**

A terrific plant for creating hedges or screens. Very columnar, with fern-like, glossy, dark-green foliage.


Height: 5'- 7' Foliage: Dark Green 
Spread: 3'- 4' Shape: Columnar
Fall color: N/A Elevation: 6,500'

Rhododendron **Rhododendron**

Rhododendrons are listed under Rhododendron in Broadleaf Evergreens.


Rhus aromatica 'Gro-Low' **Gro-Low Sumac**

A low growing, rapidly spreading plant. In spring, small yellow flowers form and fall brings red fuzzy clusters of small berries.

Height: 2'- 3' Foliage: Green 
Spread: 6'- 8' Shape: Clump
Fall color: Scarlet/Orange Elevation: 8,500'


Rhus glabra **Smooth Sumac**

Smooth branches with compound leaves produce chartreuse flowers in summer and hairy scarlet fruit in fall. Suckers.

Height: 8'- 15' Foliage: Green Native 
Spread: 8'- 10' Shape: Irregular
Fall color: Yellow/Red Elevation: 8,500'


Rhus glabra 'Cismontana' **Rocky Mountain Sumac**

Clump forming low growing plant with striking color and red fruit in fall. Consider for banks and hillsides. Suckers.

Height: 2'- 3' Foliage: Green 
Spread: 2'- 3' Shape: Irregular
Fall color: Yellow/Red Elevation: 10,000'

Rhus trilobata **Three-Leaf Sumac**

Glossy dark green leaflets with three leaves which turn red in fall. A dense rounded shrub.

Height: 3'- 6' Foliage: Green 
Spread: 3'- 6' Shape: Round
Fall color: Yellow/Red Elevation: 9,000'

DECIDUOUS SHRUBS
Rhus trilobata 'Autumn Amber' Creeping Three-Leaf Sumac

Glossy dark green leaflets with three leaves which turn amber to red in fall. A very low, spreading shrub.

Height: 6"- 18" Foliage: Green
 Spread: 3'- 6' Shape: Spreading
 Fall color: Amber/ Red Elevation: 9,000'


Rhus typhina 'Bailtiger' Tiger Eyes® Sumac

A clump forming small tree with thick hair on the purple branches creating a lovely contrast with the bright yellow foliage.

Height: 6' Foliage: Bright Yellow
 Spread: 6' Shape: Clumping
 Fall color: Orange/Red Elevation: 7,500'


Ribes alpinum Alpine Currant

A globe-shaped shrub with insignificant spring flowers that produce red fruit in the summer. Good as a hedge plant.

Height: 3'- 6' Foliage: Green
 Spread: 3'- 6' Shape: Globe
 Fall color: N/A Elevation: 9,000'


Ribes alpinum 'Green Mound' Green Mound Currant

Glossy green leaves on slender branches create a densely rounded shrub. A male cultivar that bears no fruit.

Height: 3'- 4' Foliage: Green
 Spread: 2'- 3' Shape: Round
 Fall color: Dull Yellow Elevation: 9,000'


Ribes aureum Yellow Flowering Currant

Yellow flowers on this broadly rounded shrub in the late spring have a clove-like fragrance. Pea-sized black fruit in summer.

Height: 4'- 6' Foliage: Green
 Spread: 4'- 6' Shape: Round
 Fall color: N/A Elevation: 10,000'


Rosa spp. Roses

Coming in all shapes and sizes, roses work well in any landscape.


Rosa spp. Climbing Roses

Long season bloomers that will add vertical interest to your garden. Prune and stake to trellis in spring. Other varieties may also be available.

Variety	Flower Color
America (6'- 12')*	Orange/Pink Mix
Candy Cane (4'-8')	Pink/White Mix
Blaze (10'- 14' x 6'- 8')*	Medium Red
Don Juan (8'- 14' x 6'- 8')*	Dark Red
Fourth of July (8'-10' x 6')	Red/White Mix
Golden Showers (2'-4' x 6'-10')*	Yellow
Iceberg (3'-5' x 4'-6')*	White
Joseph's Coat (10' x 6'- 8')*	Red fades to Salmon & Yellow

DECIDUOUS SHRUBS

Rosa spp.

Rugosa Roses

Roses bred for hardiness and vigor. From the original rugosa species, dark green foliage and lovely rose hips.

<u>Variety</u>	<u>Flower Color</u>
Hansa (4'- 6' x 4'- 6')*	Medium Red
Linda Campbell (5' x 5'- 6')	Dark Red

* Double flowers.

Please call for availability and pricing as our rose inventory changes rapidly and other roses may be available.

Rosa spp.

Shrub Roses

Shrub roses combine modern repeat blooming from June to frost with diverse flower forms, colors and fragrances. Spring pruning to live wood will help keep them shapely and looking healthy. Other varieties may also be available.

<u>Variety</u>	<u>Flower Color</u>
Bonica® (3'- 5' x 4'- 5')*	Medium Pink
Carefree Delight (3' x 3')	Pink
Carefree Sunshine (3'-4' x 3'- 4')	Yellow
Champlain (3'- 4' x 2'- 4')	Cherry Red
Coral Knock Out® (4'-5' x 4'-5')	Orange-Coral
The Fairy (2'- 3 x 3'- 4')*	Light Pink
Fire Meidiland® (2' x 4')	Red
Fuchsia Meidiland® (3'- 6' x 3'- 5')*	Deep Fuchsia
Grace N' Grit™ (4-5' x 3-4')*	Pink
Grace N' Grit™ (4-5' x 3-4')*	Yellow
Home Run (3' x 3')	Red
Knock Out® (3'- 4' x 3'- 4')	Red/Dark Pink
Knock Out® (3'- 4' x 3'- 4')	Medium Pink
Sunny Knock Out® (3'- 4' x 3'- 4')	Yellow
Double Knock Out® (3'- 4' x 3'- 4')*	Red/Dark Pink
Double Knock Out® (3'- 4' x 3'- 4')*	Medium Pink
Morden Blush (2'- 3' x 2'- 3')	Pink
Morden Centennial (3'- 4' x 4'- 6')	Medium Pink
Morden Sunrise (2'- 3' x 2'- 3')	Orange Blend
Nearly Wild (2'- 3' x 3'- 5')	Medium Pink
Oranges & Lemons (6'- 8')*	Yellow & Orange Stripes
Peachy Knock Out® (3'-4' x 3'-4')	Shell Pink
Pink Meidiland® (2'- 3' x 3'- 4")	Pink Blend
Red Meidiland® (2'- 3 x 4'- 5')	Red Blend
Scarlet Meidiland® (3'- 4')*	Medium Red
Scarlet Spreader (2'- 3' x 2'- 3') *	Dark Red
Sea Foam (2'- 3' x 3'-5')	White
Sevillana (3'- 4' x 3'- 4')*	Fiery Red
White Knock Out® (3'-4' x 3'-4')	Sevillana White
White Meidiland® (2' x 5')*	White/Cream
Winnipeg Parks (3'-4' x 3'- 4')*	Medium Red

* Double flowers.

DECIDUOUS SHRUBS

Rosa spp. Single Season Blooming Roses

Most species of roses offer early small blooms, once a season. Most can tolerate extreme weather conditions. Because of their colorful hips (fruit), they are good for attracting birds and other wildlife to the garden. The canes are often vigorous and arching. Stems may be highly colored but are almost always thorny, making large species good candidates for privacy hedging and deer frequented areas.

<u>Variety</u>	<u>Flower Color</u>
Austrian Copper (6'- 8' x 4'- 6')	Orange w/ Yellow Stamens
Harrison's Yellow Rose (5'- 6' x 4'- 6')	Yellow
Red Leaf (4'- 6' x 5'- 7')	Plant Select Pink
Woods (4'- 5' x 4'- 5')	Light Pink

Rosa spp. Groundcover Roses

These low-growing groundcover roses are useful for mass planting in a border or under a tree, and to mix colorfully with perennials or shrubs, line a path, or cover a slope. To reinvigorate groundcover roses cut back the plants by two-thirds each year while they are still dormant in early spring.

<u>Variety</u>	<u>Flower Color</u>
Floral Carpet (2' x 3')	Pink Blush, Pink, Red, White, Yellow
Drift® (3' x 4')	Pink, Coral, Red, Peach, Apricot, Whitish Yellow
Gourmet Popcorn (2' x 2')	White
OSO® Easy Cherry (2'- 4' x 2'- 4')	Cherry Red
OSO® Easy Paprika (1'- 2' x 3')	Coral with Gold Center

Rosa spp. Floribunda Roses

Make any landscape design stand out with the most colorful of rose types. Floribunda roses are bushy shrubs and produce flower clusters of 3 to 15.

<u>Variety</u>	<u>Flower Color</u>
Cinco de Mayo (2'- 3' x 2'- 3')	Red Orange blend
Easy Going (4'- 5' x 4'- 5')	Golden Peachy Yellow
Iceberg (2'- 3' x 3'- 4')*	White
Julia Child (3' x 3')	Butter Yellow
Living Easy (3'- 4' x 3'- 4')	Apricot Orange

Rosa spp. Hybrid Roses

Hybrid teas are upright bushes that generally produce one flower per stem. Blooms have a high-center point. Species vary by year.

Please call for availability and pricing as our rose inventory changes rapidly and/or other roses may be available.

Salix integra 'Hakuro Nishiki' Dappled Willow

Weeping branches display striking pink stems and buds, then foliage mottled in white, green and pink highlights.

Height: 15'- 20' Foliage: Variegated
 Spread: 15'- 20' Shape: Upright
 Fall color: N/A Elevation: 9,000'



DECIDUOUS SHRUBS

Salix purpurea nana

Dwarf Arctic Willow

A compact globular shrub with long foliage and fuzzy catkins early spring. Great for hedges and moist sites.



Height: 3'- 5'

Foliage: Blue Gray

Spread: 4'- 6'

Shape: Round

Fall color: Yellow

Elevation: 9,000'

Sam. nigra Proven Winners® Color Choice®

Black Lace® Elderberry

An upright shrub with dark purple to black leaves. Summer brings blooms of pink flowers, fall brings red edible berries.

Height: 6'- 8'

Foliage: Dark Purple/Black

Spread: 4'- 6'

Shape: Upright

Fall color: N/A

Elevation: 8,000'



Shepherdia argentea

Silver Buffaloberry

A dense large shrub with silvery green leaves. Suckers to form thickets. Good for tall hedges/screens. Red berries on females.

Height: 8'- 15'

Foliage: Gray/Green

Spread: 6'- 12'

Shape: Upright

Fall color: N/A

Elevation: 8,500'



Sorbaria sorbifolia

Ash Leaf Spirea

A clump-forming, medium-sized shrub with feathery green leaves and spikes of airy white flowers mid summer. Suckers.

Height: 4'- 6'

Foliage: Light Green

Spread: 6'- 8'

Shape: Upright

Fall color: Yellow

Elevation: 8,500'



Spiraea albiflora

Japanese White Spirea

A small shrub with dark green leaves. Flat white flowers beginning in mid to late summer.

Height: 18"- 24"

Foliage: Green

Spread: 2'- 3'

Shape: Round

Fall color: N/A

Elevation: 7,000'



Spiraea x bumalda 'Anthony Waterer'

Anthony Waterer Spirea

A small shrub with leaves that come out red and turn green. Rosy red flowers appear in early summer.

Height: 2'- 3'

Foliage: Green

Spread: 2'- 4'

Shape: Round

Fall color: Bronze Green

Elevation: 6,500'



Spiraea x bumalda 'Frobelii'

Froebel Spirea

A small upright rounded shrub with a unique bronze color. Reddish pink flowers from late spring to early summer.

Height: 3'- 4'

Foliage: Bronze/Green

Spread: 2'- 4'

Shape: Round

Fall color: N/A


Elevation: 7,500'



DECIDUOUS SHRUBS


Spiraea x bumalda 'Goldflame' **Goldflame Spirea**

A small upright rounded shrub with leaves that mature to a bronze color. Pink flowers from late spring to early summer.

Height: 2'- 3' Foliage: Bronze/Green 
Spread: 2'- 3' Shape: Round
Fall color: Copper Elevation: 7,500'


Spiraea x bumalda 'Limemound' **Limemound Spirea**

A compact shrub with leaves that emerge lemon yellow and mature to a lime green color. Pink flowers from late spring to early summer.

Height: 3'- 4' Foliage: Lime Green 
Spread: 3'- 4' Shape: Round
Fall color: Orange Red Elevation: 7,500'


Spiraea x bumalda 'Magic Carpet' **Magic Carpet Spirea**

A very small shrub with red new growth that matures to a lime green. Has bright pink flowers in spring.

Height: 8"- 12" Foliage: Lime Green 
Spread: 12"- 15" Shape: Round
Fall color: N/A Elevation: 7,500'


Spiraea x 'Goldmound' **Goldmound Spirea**

A small mounding shrub with a bright yellow color all season. Pink flower clusters in June and July. A good plant for contrast.

Height: 18"-24" Foliage: Yellow 
Spread: 2'- 3' Shape: Round
Fall color: N/A Elevation: 7,500'


Spiraea japonica 'Little Princess' **Little Princess Spirea**

A dwarf shrub with light green leaves and lilac-pink flowers through summer.

Height: 12"- 18" Foliage: Green 
Spread: 2'- 3' Shape: Round
Fall color: Red Elevation: 7,500'


Spiraea japonica 'Neon Flash' **Neon Flash Spirea**

A compact shrub with new growth that is red and matures to a dark green. Has bright neon red flowers in early summer.

Height: 2'- 3' Foliage: Green 
Spread: 3'- 4' Shape: Round
Fall color: N/A Elevation: 7,500'

Spiraea japonica 'SMSJMLA' **Lil' Flirt Spirea**

A tough and compact spirea with rich burgundy new foliage that matures to green. Deep pink flowers spring and summer.

Height: 2'- 2.5' Foliage: Burgundy/Green 
Spread: 2'- 2.5' Shape: Round
Fall color: N/A Elevation: 6,500'

DECIDUOUS SHRUBS

Spiraea nipponica 'Snowmound' **Snowmound Spirea**

A medium-sized shrub with an abundance of white flowers in late spring. Arching branches and blue green foliage add interest.

Height: 3'- 5' Foliage: Blue/Green
Spread: 3'- 5' Shape: Round
Fall color: Yellow/Red Elevation: 8,000'



Spiraea thunbergii 'Ogon' **Mellow Yellow Spirea**

A rounded shrub that blooms in early spring. Narrow leaves emerge yellow in the spring and gradually fade to green.

Height: 4'- 5' Foliage: Yellow
Spread: 4'- 5' Shape: Round
Fall color: Orange/Russett Elevation: 6,500'



Spiraea x vanhouttei 'Renaissance' **Renaissance Spirea**

This graceful shrub features a massive display of pure white flowers and colorful orange-red fall color.

Height: 5'- 6' Foliage: Green
Spread: 5'- 6' Shape: Round
Fall color: Red Orange Elevation: 8,500'



Symphoricarpos albus **White Snowberry**

A dense upright shrub with bluish-green leaves. Has small pinkish white flowers and white berries which persist into winter.

Height: 3'- 4' Foliage: Blue Green
Spread: 3'- 5' Shape: Irregular
Fall color: N/A Elevation: 8,500'



Symphoricarpos x chenaulti 'Hancock' **Hancock Coralberry**

A low growing, loose mounding shrub. Has small pinkish white flower clusters, followed by red fruit with white-spots.

Height: 2'- 3' Foliage: Green
Spread: 3'- 6' Shape: Mound
Fall color: N/A Elevation: 7,500'



Symphoricarpos x doorenbosii Candy™ **Candy™ Snowberry**

Arching shrubs with pink flowers spring through fall. Dark pink berries persist through winter. Berrie are great for bouquets.

Height: 24-30" Foliage: Blue green
Spread: 30-36" Shape: Irregular
Fall color: N/A Elevation: 8,500'



Symphoricarpos x doorenbosii Galaxy™ Galaxy™ Snowberry

Upright growing shrub with white berries that ripen in early fall. Great for floral arrangements.

Height: 2-3' Foliage: Green
Spread: 2-3' Shape: Upright arching
Fall color: N/A Elevation: unknown



DECIDUOUS SHRUBS


Symphoricarpos orbiculatus **Indian Currant or Red Coralberry**

Arching branches give this oval shrub an open habit. Pale pink flowers in early summer become wine-colored berries in fall.

Height: 3'- 6' Foliage: Green 
 Spread: 3'- 6' Shape: Oval
 Fall color: Red Elevation: 8,500'


Syringa 'Bailbelle' **Tinkerbelle® Lilac**

A compact form of lilac. Rounded compact form and showy pink-flowers make this a wonderful lilac for small areas.

Height: 5'- 6' Foliage: Green 
 Spread: 5'- 6' Shape: Round
 Fall color: N/A Elevation: 7,500'

Syringa x chinensis **Chinese Lilac**

Loosely rounded shrub with small light green leaves and clusters of lavender flowers.

Height: 6'- 12' Foliage: Green 
 Spread: 6'- 12' Shape: Round
 Fall color: N/A Elevation: 9,000'

Syringa x hyacinthiflora 'Mount Baker' **Mount Baker Lilac**

A lovely upright rounded shrub with deep green leaves and clusters of pure white flowers in early spring.

Height: 8'- 12' Foliage: Green 
 Spread: 8'- 12' Shape: Upright
 Fall color: N/A Elevation: 9,000'


Syringra x hyacinthiflora 'Pocahontas' **Pocahontas Lilac**

Early blooming, extremely hardy lilac variety with deep violet to pink fragrant flowers.

Height: 8'-12' Foliage: Dark Green 
 Spread: 8'-12' Shape: Upright
 Fall color: Red to Purple Elevation: 9,000'

Syringa meyeri 'Palibin' **Dwarf Korean Lilac**


A lovely compact rounded shrub with beautiful clusters of pale lavender flowers in late spring.

Height: 4'- 6' Foliage: Green 
 Spread: 4'- 6' Shape: Round
 Fall color: N/A Elevation: 8,500'

Available in Tree Form

Syringa patula 'Miss Kim' **Miss Kim Lilac**

A compact rounded shrub which has exquisite clusters of lavender pink flowers in late spring. Red/burgundy fall color.

Height: 3'- 5' Foliage: Green 
 Spread: 3'- 5' Shape: Round
 Fall color: Wine Elevation: 8,500'

DECIDUOUS SHRUBS

Available in Tree Form

Syrinx 'Pen.' Proven Winners® Color Choice® Bloomerang® Purple Lilac

Re-blooming lilac blooms in spring and again mid-summer to first frost. Small habit fits into most gardens. Great for cuttings.

Height: 4'- 5'

Foliage: Green



Spread: 4'- 5'

Shape: Round

Fall color: N/A

Elevation: 8,000'

Available in Tree Form

Syringa x prestoniae

Canadian Hybrid Lilac

Very hardy varieties that bloom later than other hybrids.

Variety

Flower Color

'Donald Wyman' (8'x 8')

Dark Magenta

'James McFarlane' (10'x 8')*

Clear Pink

'Minuet' (5'x 10')

Light Rose

'Miss Canada' (8'x 7')

Bright Pink

'Royalty' (8'x 8')*

Single Purple

Height: Variable

Foliage: Green



Spread: Variable

Shape: Round

Fall color: N/A

Elevation: 9,000'

Syringa 'SMSDTL'

Little Darling® Lilac

Compact lilac bush that is both fragrant and reblooming. Purple blooms are heavy in spring and lighter in fall.

Height: 4'

Foliage: Green



Spread: 4'

Shape: Round

Fall color: N/A

Elevation: Unknown

Syringa vulgaris

French Hybrid Lilac

Old-fashioned hybrids with large clusters of flowers in late spring.

'Common Purple'

'Common White'

Height: 10'- 20'

Foliage: Blue Green



Spread: 8'- 12'

Shape: Upright

Fall color: N/A

Elevation: 10,000'

Variety

Flower Color

'Charles Joly' (10'x 8')

Magenta/Red

'Ludwig Spaeth' (10'x 8')

Single Red/Purple

'President Grevy' (10'x 10')

Blue

'President Lincoln' (8'x 8')

Single Blue

'Sensation' (10'x 10')

Purple/White Margin

Height: Variable

Foliage: Green



Spread: Variable

Shape: Round

Fall color: N/A

Elevation: 9,000'

DECIDUOUS SHRUBS

***Viburnum burejaticum* Mini Man™ Mini Man™ Viburnum**

A small viburnum variety with a tight rounded growth habit. Creamy white flowers followed by fruit.

Height: 4-6' Foliage: Thick green
Spread: 4-6' Shape: Round
Fall color: Red Elevation: 8,000'



***Viburnum x burkwoodii* Burkwood Viburnum**

An upright rounded shrub that has glossy green leaves. Pink spring buds open into clusters of white fragrant flowers.

Height: 6'- 8' Foliage: Green
Spread: 3'- 4' Shape: Round
Fall color: Bronze Purple Elevation: 7,500'



***Viburnum carlesii* Korean Spice Viburnum**

Flat-topped clusters of white, spicy scented flowers appear in mid-summer. Striking bronze-red foliage color in fall.

Height: 4'- 5' Foliage: Green
Spread: 4'- 6' Shape: Round
Fall color: Bronze Red Elevation: 7,500'



***Viburnum dentatum* Arrowwood Viburnum**

Clusters of white flowers in late spring produce blue-black berries in the late summer. Wonderful rich red fall color.

Height: 8'- 10' Foliage: Green
Spread: 8'- 10' Shape: Round
Fall color: Red Elevation: 8,000'



***V. dentatum* Proven Winners® Color Choice® Blue Muffin® Arrowhead**

Creamy white summer flowers are followed by blue fruit in late summer.

Height: 4'- 7' Foliage: Green
Spread: 3'- 4' Shape: Round
Fall color: Orange to Purple Elevation: 7,500'



***Viburnum dentatum* 'Ralph Senior' Autumn Jazz Viburnum**

Clusters of white flowers in early summer produce blue-black berries in the fall. Lovely fall colors.

Height: 8'- 12' Foliage: Green
Spread: 8'- 10' Shape: Vase
Fall color: Yellow to Red Elevation: 7,500'



***Viburnum x 'Juddii'* Juddi Viburnum**

Light pink blossoms appearing late spring. Rounded shrub with awesome fragrant blossoms.

Height: 6'- 8' Foliage: Green
Spread: 6'- 8' Shape: Round
Fall color: Burgundy Elevation: 6,000'



DECIDUOUS SHRUBS

Viburnum lantana

Wayfaring Tree

Large round shrub with dark green foliage, white flowers and spectacular fall color. Persistent red fruit ripens to black.

Height: 12'- 15' Foliage: Green

Spread: 8'- 12' Shape: Round

Fall color: Purple Bronze

Elevation: 8,000'



***Viburnum lantana* 'Mohican'**

Mohican Viburnum

Medium rounded shrub with dark green foliage, white flowers and spectacular fall color. Persistent red fruit ripens to black.

Height: 6'- 8' Foliage: Green

Spread: 6'- 8' Shape: Round

Fall color: Purple Bronze

Elevation: 8,000'



Viburnum lentago

Nannyberry Viburnum

Small tree or large shrub with an oval habit. White flowers in spring, blue-black berries late summer and maroon color in fall.

Height: 8'- 15' Foliage: Green

Spread: 6'- 8' Shape: Oval

Fall color: Maroon

Elevation: 8,500'



***V. opulus* 'Compactum'**

Compact European Cranberrybush

Compact spreading shrub. White spring flowers produce persistent scarlet fruit in summer.

Height: 4'- 5' Foliage: Green

Spread: 5'- 6' Shape: Round

Fall color: N/A

Elevation: 7,500'



***Viburnum opulus* 'nanum'**

Dwarf European Viburnum

A small globe shaped shrub with dark green foliage and spectacular wine red fall color.

Height: 1'- 2' Foliage: Green

Spread: 1'- 2' Shape: Globe

Fall color: Red

Elevation: 7,500'



***Viburnum opulus* 'Roseum'**

Snowball Viburnum

A broad, rounded shrub with dark green foliage and large clusters of white flowers that fade to pink as they age.

Height: 8'- 12' Foliage: Green

Spread: 8'- 12' Shape: Round

Fall color: Maroon

Elevation: 7,500'



***Viburnum plicatum tomentosum* 'Mariesii'**

Doublefile Viburnum

Tiered horizontal branches. White flat topped flowers clusters. Red fruit mature to black in fall.

Height: 8'-10' Foliage: Green

Spread: 8'-12' Shape: Round

Fall color: Reddish-purple

Elevation: 6,500'



DECIDUOUS SHRUBS

V. plicatum 'Summer Snowflake' Summer Snowflake Viburnum

Tiered horizontal branches magnificently display large, flat flower clusters. Red fruit in fall.

Height: 6'- 8' Foliage: Green
Spread: 8'- 10' Shape: Round
Fall color: Red to Purple Elevation: 7,500'



Viburnum x rhytidophylloides 'Alleghany' Alleghany Viburnum

A shrub with gray-green foliage with lots of large white flowers in May. Produces red fruit that matures to black. Semi-evergreen.

Height: 8'- 10' Foliage: Gray Green
Spread: 6'- 10' Shape: Round
Fall color: N/A Elevation: 6,500'



Viburnum trilobum American Viburnum

A large shrub with big white flower clusters and edible red berries.

Height: 8'- 10' Foliage: Green
Spread: 8'- 10' Shape: Round
Fall color: Yellow to Red Elevation: 8,500'



V. trilobum 'Compactum' Compact American Viburnum

Compact shrub has big white flower clusters and edible red berries.

Height: 4'- 5' Foliage: Green
Spread: 4'- 5' Shape: Round
Fall color: Red Elevation: 7,500'



Weigela florida Weigela

Weigelas are free-blooming shrubs that flower most heavily toward the end of their spring to early summer season.

Fall color: N/A Shape: Round Elevation: 6,000'



Weigela florida 'Alexandra' Wine & Roses® Weigela

Height: 3'- 4' Foliage: Burgundy
Spread: 3'- 4' Flowers: Rosy-Pink

Weigela florida 'Bokrasopin' Sonic Bloom® Weigela

Height: 4'- 5' Foliage: Green
Spread: 4'- 5' Flowers: Pink

Weigela florida Proven Winners® Color Choice® Spilled Wine®

Height: 2'- 3' Foliage: Purple Black
Spread: 2'- 3' Flowers: Rosy-Pink

Weigela florida 'Dark Horse' Dark Horse Weigela

Height: 2'-3' Foliage: Dark Purple
Spread: 2'-3' Flowers: Pink

Weigela florida 'Elvera' Midnight Wine® Weigela

Height: 1'- 2' Foliage: Purple
Spread: 2'- 3' Flowers: Pink

DECIDUOUS SHRUBS / FRUIT

Weigela florida 'Java Red'		Java Red Weigela
Height: 3'-4'	Foliage: Greenish purple	
Spread: 4'-6'	Flowers: Red/Pink	
Weigela florida 'Mon Rigney'		My Monet Purple Effect®
Height: 18"-3'	Foliage: Variegated cream and mint	
Spread: 18"-3'	Flowers: Pink	
Weigela florida My Monet® 'Sunset'		My Monet® Sunset
Height: 12"-18"	Foliage: Green, orange, yellow	
Spread: 12"-18"	Flowers: Pink	
Weigela florida 'Minuet'		Minuet Weigela
Height: 2'- 3'	Foliage: Burgundy	
Spread: 3'- 5'	Flowers: Ruby-Red	
Weigela florida Proven Winners® Color Choice®		My Monet®
Height: 1'- 2'	Foliage: Variegated Green/White	
Spread: 2'	Flowers: Pink	
Weigela florida 'MonRigney'		Golden Jackpot® Weigela
Height: 4'-6'	Foliage: Chartreuse	
Space: 4'-6'	Flowers: Pink	
Weigela florida 'Red Prince'		Red Prince Weigela
Height: 4'- 6'	Foliage: Green	
Spread: 4'- 6'	Flowers: Deep-Red, Will Rebloom	
Weigela florida 'Variegata'		Variegated Weigela
Height: 4'- 6'	Foliage: Green/White Margins	
Spread: 6'- 8'	Flowers: Rosy-Pink	
Weigela x 'Velda'		Tuxedo Weigela
Height: 2'- 3'	Foliage: Burgundy-black	

FRUIT

We carry a wide variety of fruit trees,
berries and vines.

- **Apple, apricot, cherry, peach, pear, and plum trees in containers and B&B.**
- **Blackberry, blueberry, chokecherry, currants, gooseberry, and raspberr shrubs in containers.**
- **Grape vines in containers.**

**Please call or check on-line for varieties, sizes,
prices, and availability.**

VINES & GROWDCOVERS

VINES

DECIDUOUS
SHRUBS

FRUIT

VINES AND
GROUNDCOVERS

Campsis

Trumpet Vine

A very vigorous vine. Pinch to encourage branching. Pruning is necessary. Large, showy trumpet-shaped flowers.

<u>Variety</u>	<u>Flower Color</u>
Campsis flava	Yellow
Campsis radicans	Red Orange
Campsis tagliabuana 'Madam Galen'	Apricot Red

Height: 30' Foliage: Green
 Spread: N/A Shape: Vine
 Fall color: N/A Elevation: 5,500'



Clematis spp.

Clematis

Flowering vine with vibrant blooms in a wide range of colors. Great for trellises. Best if foliage is in sun and roots in shade. With almost 300 species, please call for current availability.

Height: Vine Foliage: Green
 Spread: N/A Shape: Vine
 Fall color: N/A Elevation: Varies



Hedera helix

English Ivy

Good groundcover, will climb if trellised or against wall. Glossy green leaves on stout branches. Prune to keep confined.

Height: Vine Foliage: Green
 Spread: N/A Shape: Vine
 Fall color: Evergreen Elevation: 6,500'



Hydrangea anomala petiolaris

Climbing Hydrangea

A vigorous, shade loving vine that clings to surfaces. Shrubby habit when young. White, fragrant blooms in summer.

Height: 30'-50' Foliage: Green
 Spread: 5'-6' Shape: Vine
 Fall color: Yellow Elevation: 5,500'



Lonicera

Honeysuckle

A woody vine with bright green oval leaves. Prolific tubular, fragrant flowers all summer. Please call for current availability.

<u>Variety</u>	<u>Flower Color</u>
Lonicera x brownii 'Dropmore Scarlet'	Orange
Lonicera x heckrottii 'Goldflame'	Reddish-Orange
Lonicera x heckrottii 'Pink Lemonade'	Pink
Lonicera henryi	Magenta
Lonicera japonica 'Halliana'	White
Lonicera per. Peaches and Cream	Cream-Pink
Lon. reticulata x prolifera 'Kintzley's Ghost'	Yellow

Height: Vine Foliage: Green
 Spread: N/A Shape: Vine
 Fall color: Purplish Elevation: 8,500'



Fax: 303-287-2627 www.jamesnurserycompany.com 39

VINES & GROWDCOVERS

Parthenocissus quinquefolia Virginia Creeper/Englemann Ivy

A vigorous/aggressive vine which will either climb or creep. Brilliant red fall color and bluish/black berries in fall.

Height: Vine Foliage: Green
Spread: N/A Shape: Vine
Fall color: Red Elevation: 9,000'



Parthenocissus tricuspidata Boston Ivy

Ivy probably best known for covering the outfield walls at Wrigley Field. Leaves turn bright red in fall. Shade for climbing.

Height: Vine Foliage: Green
Spread: N/A Shape: Vine
Fall color: Red Elevation: 9,000'



Polygonum aubertii Silver Lace Vine

Late in summer, this twining vine is covered in small white flowers. Great on trellises, fences and arbors. Needs support for climbing.

Height: Vine Foliage: Green
Spread: N/A Shape: Vine
Fall color: N/A Elevation: 9,000'



Wisteria sinensis Wisteria

Vine is covered in pendulous clusters of purple flowers in spring. In our climate does not bloom every year. Pruning is needed.

Height: Vine Foliage: Green
Spread: N/A Shape: Vine
Fall color: N/A Elevation: 7,500'



VINES & GROWDCOVERS

Groundcovers

Arctostaphylos x coloradoensis Mock Bearberry Manzanita

Dark green leaves with cinnamon-red exfoliating bark. Urn-shaped, pale pink flowers in spring with red berries in fall. Thrives under evergreens.

Height: 4"- 10" Foliage: Green
Spread: 2'- 4' Shape: Spreading
Fall color: Green Elevation: 7,500'



Arctostaphylos uva-ursi Kinnikinnick

Low-growing evergreen. Early spring brings small pink flowers followed by red fruit. Provides winter color.

Height: 3"- 6" Foliage: Green
Spread: 2'- 3' Shape: Spreading
Fall color: Bronze Red Elevation: 10,000'



Euonymus fortunei 'Coloratus' Purpleleaf Wintercreeper

Spreading mass of green leaves turn purple red in winter. Good groundcover for providing winter interest.

Height: 12"- 18" Foliage: Green
Spread: 3'- 6' Shape: Spreading
Fall color: Purple Red Elevation: 7,000'



Mahonia repens Creeping Oregon Grape Holly

Broadleaf evergreen groundcover turns purple red in winter, has yellow spring flowers and blue summer berries.

Height: 12"- 18" Foliage: Green
Spread: 12"- 18" Shape: Spreading
Fall color: Red Elevation: 9,000'



Vinca minor 'Bowles Variety' Bowles Periwinkle

A flowering plant that is frequently evergreen. Blue flowers and glossy green foliage in summer makes it a rare shade bloomer.

Height: 4"- 6" Foliage: Green
Spread: 12"- 18" Shape: Spreading
Fall color: N/A Elevation: 8,000'



**MANY OTHER GROUNDCOVER VARIETIES ARE AVAILABLE.
PLEASE CALL FOR AVAILABILITIES.**

SHADE & ORNAMENTAL TREES

Acer x freemanii 'Autumn Blaze'

Autumn Blaze Maple

A cross between a silver and red maple. Hardy and fast growing like a silver maple with the fall color of a red maple.

Height: 40'- 50' Foliage: Green

Spread: 30'- 40' Shape: Upright

Fall color: Red/Orange Elevation: 6,500'



Acer x freemanii 'DTR 102'

Autumn Fantasy® Maple

A fast growing hybrid of silver and red maple. Leaves resemble those of a silver maple. Reliable red fall color.

Height: 45'-50' Foliage: Green

Spread: 35'-40' Shape: Broadly oval

Fall color: Bright red Elevation: 6,500'



Acer x freemanii 'Sienna'

Sienna Glen® Maple

A hardy cross between a silver and red maple. This is a tough, low maintenance tree.

Height: 40'- 50' Foliage: Green

Spread: 30'- 40' Shape: Upright

Fall color: Rusty Elevation: 6,500'



Acer ginnala 'Flame'

Amur Flame Maple

A large shrub or small tree. Bright green leaves highlighted by red seeds in the late summer. Fiery red foliage in fall.

Height: 15'- 20' Foliage: Green

Spread: 15'- 20' Shape: Round

Fall color: Red/Orange Elevation: 8,500'



Acer glabrum

Rocky Mountain Maple

A slow growing native. Five-lobed, dark green leaves are highlighted by red seeds in the late summer.

Height: 10'- 20' Foliage: Dark Green

Spread: 10'- 15' Shape: Round

Fall color: Yellow/Red/Orange Elevation: 9,000'



Acer grandidentatum

Bigtooth Maple

A slow growing native. Five-lobed, dark green leaves have blunt teeth and are highlighted by red seeds in the late summer. Native to the Rocky Mountains.

Height: 20'- 30' Foliage: Green

Spread: 20'- 30' Shape: Round

Fall color: Yellow/Red/Orange Elevation: 8,000'



SHADE & ORNAMENTAL TREES

Acer x grandidentatum 'Hipazam' **Highland Park® Maple**

A tough tree with leathery, tatter-proof leaves. Grows vigorously and is water thrifty.

Height: 25'-35' Foliage: Dark green
Spread: 20'-25' Shape: Pyramidal, Upright
Fall color: Orange to red Elevation: 8,000'



Acer grandidentatum 'JFS-NuMex 3' PP 27930 **Mesa Glow® Maple**

A cold hardy, drought tolerant and adaptable tree for Colorado climate.

Height: 25'-30' Foliage: Dark green
Spread: 15'-20' Shape: Upright oval
Fall color: Orange red to red Elevation: 8,000'



Acer grandidentatum Rocky Mountain Glow® **Bigtooth Maple**

A small, tough maple specimen native to the Rocky Mountains.

Height: 20'- 25' Foliage: Dark Green
Spread: 12'- 15' Shape: Oval
Fall color: Orange to red Elevation: 8,000'



Acer griseum **Paperbark Maple**

Handsome tree with an open habit. Soft green leaves change to scarlet in fall. Papery sheets of old bark peel to expose cinnamon brown new bark.

Height: 20'- 25' Foliage: Green
Spread: 15'- 20' Shape: Round
Fall color: Scarlet Elevation: unknown



Acer miyabei 'Morton' **State Street Maple**

Great mid-sized maple for difficult conditions.

Height: 30'- 40' Foliage: Dark Green
Spread: 20'- 30' Shape: Round
Fall color: Yellow Elevation: 6,000'



Acer negundo 'Sensation' **Sensation Box Elder**

A fast growing tree, this male clone does not attract boxelder bugs. Improved branching structure. Good for harsh sites.

Height: 30'- 35' Foliage: Green
Spread: 20'- 25' Shape: Columnar
Fall color: Red Orange Elevation: 7,000'



Acer palmatum **Japanese Maple**

Many different cultivars of this typically understory maple are grown worldwide for their attractive leaf shapes and colors.

With more than 1,000 cultivars, call us for a list of available varieties.



SHADE & ORNAMENTAL TREES

Acer platanoides 'Columnare' Columnar Norway Maple

A narrow upright form of Norway maple. Has a yellow fall color.
Great for tight places!

Height: 45'- 55' Foliage: Green
Spread: 15'- 20' Shape: Columnar
Fall color: Yellow Elevation: 6,500'



Acer platanoides 'Crimson Sentry' Crimson Sentry Maple

A compact head displays deep purple leaves that become maroon to reddish-bronze in fall. Great small tree.

Height: 20'- 25' Foliage: Dark Green
Spread: 10'- 15' Shape: Dense Oval
Fall color: Maroon Elevation: 7,000'



Acer truncatum platanoides 'JFS-KW202' Crimson Sunset® Maple

Heat tolerant maple with deep purple foliage. More compact than
Crimson King maple.

Height: 35' Foliage: Glossy Purple
Spread: 25' Shape: Upright, oval
Fall color: Maroon to reddish bronze Elevation: 6,500'



Acer platanoides 'Deborah' Deborah Maple

A rounded tree with leaves that emerge red in spring and turn to a
dark bronze-green color upon maturity.

Height: 40'- 50' Foliage: Bronze Green
Spread: 40'- 50' Shape: Round
Fall color: Bronze Elevation: 6,500'



Acer platanoides 'Emerald Lustre' Emerald Lustre® Maple

A well structured tree that has great branching at a young age. Great
lawn tree.

Height: 40'-60' Foliage: Glossy green
Spread: 40'-60' Shape: Rounded to oval
Fall color: Yellow Elevation: 6,500'



Acer platanoides 'Emerald Queen' Emerald Queen Maple

A large oval tree, that has leaves with five lobes that emerge with a
reddish cast and turn green as they mature.

Height: 40'- 50' Foliage: Green
Spread: 30'- 40' Shape: Oval
Fall color: Yellow Elevation: 6,500'



Acer platanoides 'Royal Red' Royal Red Maple

Five lobed leaves appear bright red in spring maturing to maroon.

Height: 30'- 40' Foliage: Maroon
Spread: 25'- 30' Shape: Broadly Oval
Fall color: Same Elevation: 6,500'



SHADE & ORNAMENTAL TREES

Acer rubrum 'Armstrong' **Armstrong Maple**

A fast-growing, columnar selection. Great for street plantings.

Height: 40'- 50' Foliage: Dark Green
Spread: 15'- 20' Shape: Fastigate
Fall color: Yellow to Orange-Red Elevation: 6,500'



Acer rubrum 'JFS-KW78 P.A.F' **Armstrong Gold® Maple**

Improved variety of Armstrong maple. Brighter, denser foliage and less leggy than Armstrong.

Height: 35'-40' Foliage: Medium green
Spread: 12' Shape: Tightly fastigated
Fall color: Golden to orange Elevation: 6,500'



Acer rubrum 'Frank Jr.' **Redpointe® Maple**

An upright, broadly pyramidal tree that is a fast grower. Its straight and dominant central leader results in stronger branch angles.

Height: 40'- 50' Foliage: Dark Green
Spread: 25'- 30' Shape: Broadly Pyramidal
Fall color: Bright Red Elevation: 6,500'



Acer rubrum 'Franksred' **Red Sunset® Maple**

An upright to pyramidal tree with light gray bark and spectacular orange to red fall color.

Height: 40'- 50' Foliage: Green
Spread: 30'- 40' Shape: Pyramid
Fall color: Orange to Red Elevation: 6,500'



Acer rubrum 'October Glory' **October Glory® Maple**

A broad oval tree with lustrous green leaves that become crimson red in the fall.

Height: 40'- 50' Foliage: Green
Spread: 25'- 30' Shape: Pyramid
Fall color: Orange to Red Elevation: 6,500'



Acer saccharinum **Silver Maple**

A Colorado hardy, fast-growing tree. Has fine, deeply lobed, silver backed leaves.

Height: 40'- 50' Foliage: Green
Spread: 25'- 30' Shape: Irregular
Fall color: Light Yellow Elevation: 8,000'



Acer saccharum 'Autumn Splendor' **Autumn Splendor Caddo Maple**

Sugar maple variety that is resistant to heat, drought and leaf tatter.

Height: 30'- 45' Foliage: Glossy green
Spread: 30'- 40' Shape: Oval to round
Fall color: Orange to Red Elevation: 6,500'



SHADE & ORNAMENTAL TREES

Acer saccharum 'Bailsta'

Fall Fiesta Maple

Large sugar maple with a symmetrical growth habit.

Height: 50'- 70' Foliage: Dark green

Spread: 30'- 45' Shape: Oval

Fall color: Red, orange and yellow Elevation: 6,500'



Acer saccharum 'Barrett Cole'

Apollo Maple

Compact columnar sugar maple with deep green foliage

Height: 20'- 30' Foliage: Deep green

Spread: 8'- 10' Shape: Columnar, fastigiate

Fall color: Red orange, to yellow Elevation: 6,500'



Acer saccharum 'Green Mountain'

Green Mtn.® Sugar Maple

Dark green summer leaves turn reddish orange to red in fall. Probably the hardiest sugar maple and best choice for northern areas.

Height: 40'- 60' Foliage: Green

Spread: 30'- 35' Shape: Irregular

Fall color: Orange to Red Elevation: 6,500'



Acer saccharum 'Hiawatha 1'

Oregon Trail® Maple

A Kansas tough tree found growing along the Oregon Trail. Cold, heat and drought tolerant.

Height: 45'-50' Foliage: Dark green

Spread: 40'-50' Shape: Broadly oval to rounded

Fall color: Orange red to red Elevation: Unknown



Acer saccharum 'JFS-Caddo2'

Flashfire® Maple

Caddo sugar maple which is tolerant to heat, drought and wind.

Height: 45' Foliage: Deep green

Spread: 40' Shape: Round

Fall color: Fiery orange-red Elevation: 6,500'



A. tataricum 'GarAnn (PP 15,023)'

Hotwings® Tatarian Maple

An excellent performer for rugged climates. Tree appears in bloom when seeds turn to a scarlet red in summer. Plant Select.

Height: 20'- 25' Foliage: Dark Green

Spread: 18'- 20' Shape: Irregular

Fall color: Orange Red Elevation: 9,500'



Acer tataricum 'JFS-KW2'

Rugged Charm® Maple

Compact ornamental maple tree with red seed pods that look like wings.

Height: 20'- 25' Foliage: Green

Spread: 10'- 15' Shape: Upright

Fall color: Yellow, orange to red Elevation: Unknown



SHADE & ORNAMENTAL TREES

A. tataricum 'Patell'

Pattern Perfect® Maple

An excellent performer for rugged climates. Tree appears in bloom when seeds turn to a scarlet red in summer.

Height: 20'- 25' Foliage: Dark Green
Spread: 18'- 20' Shape: Broadly Oval to Rounded
Fall color: Orange Red Elevation: 8,500'



**OTHER MAPLE VARIETIES ARE AVAILABLE.
PLEASE CALL FOR AVAILABILITY.**

Aesculus 'Autumn Splendor'

Autumn Splendor Buckeye

A beautiful buckeye variety known for its fall color. Great mid-size tree for small yards.

Height: 20'-25' Foliage: Glossy green
Spread: 20'-25' Shape: Round
Fall color: Reddish-orange Elevation: 6,000'



Aesculus x carnea 'Briotii'

Ruby Red Horsechestnut

Small, oval to rounded tree noted for its deep pink flowers in upright panicles in mid-May. The prickly seedpods which can be messy on the original hybrid are nearly absent on this cultivar.

Height: 25'- 35' Foliage: Dark Green
Spread: 15'- 35' Shape: Oval to Round
Fall color: Yellow Elevation: 8,500'



Aesculus x carnea 'Fort McNair'

Fort McNair Horsechestnut

A beautiful specimen for small areas. Showy clusters of pink flowers with yellow throats in late spring.

Height: 30'-40' Foliage: Dark green
Spread: 20'-30' Shape: Round
Fall color: Golden yellow Elevation: 6,000'



Aesculus glabra

Ohio Buckeye

Small rounded tree with dark-green compound leaves and white blooms in early spring. Develops 1.5-inch green spiny fruits.

NOTE: Seeds poisonous to people.

Height: 30'- 35' Foliage: Dark Green
Spread: 30'- 35' Shape: Round
Fall color: Yellow/Orange Elevation: 8,500'



Amelanchier alnifolia

Saskatoon Serviceberry

Small tree or large shrub with small, fragrant white flowers that appear as foliage develops. Has purplish-black fruit in mid-summer.

Height: 6'- 12' Foliage: Green
Spread: 6'- 12' Shape: Upright
Fall color: Yellow to Soft Reds Elevation: 10,000'



SHADE & ORNAMENTAL TREES

Amelanchier canadensis

Shadblow Serviceberry

Small tree or large shrub with showy white flowers that appear in spring before the foliage. Has edible blue fruit that attracts birds.

Height: 12'- 15' Foliage: Green
Spread: 8'- 10' Shape: Upright
Fall color: Orange Yellow Elevation: 8,500'



Amelanchier grandiflora 'A. B.' Autumn Brilliance Serviceberry

A small tree with white flowers in the spring, edible purplish-black berries in the summer and brilliant red-orange color in the fall.

Height: 18'- 20' Foliage: Green
Spread: 12'- 15' Shape: Round
Fall color: Red Orange Elevation: 7,000'



Amelanchier x grandiflora 'Robin Hill' Robin Hill Serviceberry

An upright growing serviceberry. Pink buds open to pale pink flowers. Edible purple fruit.

Height: 15'-25' Foliage: Medium green
Spread: 12'-18' Shape: Upright, oval
Fall color: yellow orange red Elevation: 7,000'



Amelanchier laevis 'Snowcloud'

Snowcloud Serviceberry

An upright serviceberry great as a street tree. Foliage emerges reddish bronze in spring.

Height: 20'-25' Foliage: Dark green
Spread: 15'-20' Shape: Upright, oval
Fall color: orange to scarlet red Elevation: 7,000'



Amelanchier laevis 'JFS-Arb'

Spring Flurry® Serviceberry

A great serviceberry tree with a dominant central leader. White flowers followed by edible berries.

Height: 20'- 30' Foliage: Medium green
Spread: 15'- 20' Shape: Upright oval
Fall color: Orange Elevation: 8,500'



Betula nigra 'Cully'

Heritage® River Birch

Narrow pyramidal crown when young, spreading wider and becoming more oval with age. Scaly beige and creamy white bark.

Height: 40'- 50' Foliage: Glossy Green
Spread: 25'- 35' Shape: Pyramid
Fall color: Yellow Elevation: 6,000'



Betula occidentalis (fontinalis) Native or Western River Birch

A small tree or large shrub. Arching branches and a spreading habit. Exfoliating cinnamon bark. Somewhat deer resistant. Good for wet sites.

Height: 15'- 30' Foliage: Light Green
Spread: 15'- 30' Shape: Irregular
Fall color: Yellow Elevation: 9,000'



SHADE & ORNAMENTAL TREES

***Betula platyphylla* 'Jefpark'** **Parkland Pillar Birch**

White barked, narrow, fast growing tree that is tolerant of heat drought and alkaline soils.

Height: 30'- 40' Foliage: Green
Spread: 6'- 7' Shape: Columnar, fastigiata
Fall color: Yellow Elevation: 6,000'



Betula utilis* var. *jacquemontii **Jacquemontii Birch**

Bright white peeling bark on this pyramidal tree.

Height: 30'- 40' Foliage: Dark Green
Spread: 20'- 25' Shape: Upright oval
Fall color: Golden yellow Elevation: 6,500'



***Carpinus betulus* 'Fastigiata'** **Columnar European Hornbeam**

A lovely tree with gray bark which contrasts nicely with its dark green leaves.

Height: 25'- 35' Foliage: Dark Green
Spread: 15'- 25' Shape: Columnar
Fall color: Yellow Elevation: 6,000'



***Carpinus betulus* 'Frans Fontaine'** **Frans Fontaine Hornbeam**

A great specimen tree with dense columnar shape. Tighter columnar growth than fastigiata.

Height: 25'-40' Foliage: Dark green
Spread: 15'-20' Shape: Columnar
Fall color: Golden Elevation: 6,000'



Carpinus caroliniana **American Hornbeam**

Small, adaptable understory tree. Prefers moist conditions.

Height: 20'- 30' Foliage: Dark Green
Spread: 20'- 30' Shape: Oval
Fall color: Yellow to orange-red Elevation: Unknown



Catalpa speciosa **Western Catalpa**

A large tree with heart-shaped leaves and long catkins. Tolerates drought and heat. Fragrant early summer flowers. Bean pods.

Height: 40'- 60' Foliage: Green
Spread: 30'- 50' Shape: Oval
Fall color: Yellow Elevation: 6,500'



***Catalpa speciosa* 'Hiawatha 2'** **Heartland® Catalpa**

A narrow upright growing catalpa. Large, white flowers clusters bloom in summer.

Height: 40'-50' Foliage: Dark Green
Spread: 20'-25' Shape: Upright narrow oval
Fall color: Yellow-green Elevation: 6,500'



SHADE & ORNAMENTAL TREES

Catalpa x erubescens 'Purpurea' **Purple Catalpa**

A hybrid catalpa. Leaves emerge purple in spring and change to dark green in summer. Large white flowers in summer.

Height: 40'-50' Foliage: Purple turning to green
Spread: 40'-50' Shape: Broad, Round
Fall color: Yellow Elevation: 6,500'



Celtis occidentalis **Western Hackberry**

A very hardy large shade tree with an upright branching habit. A Colorado native with corky bark.

Height: 50'- 60' Foliage: Bright Green
Spread: 40'- 50' Shape: Round
Fall color: Yellow Elevation: 9,000'



Celtis occidentalis 'JFS-KSU1' **Prairie Sentinel® Hackberry**

Columnar hackberry variety that is heat, drought and cold tolerant.

Height: 40'- 45' Foliage: Green
Spread: 10'- 12' Shape: Columnar, fastigate
Fall color: Yellow Elevation: 7,000'



Cercis canadensis **Eastern Redbud**

Small tree often grown as a clump. Known for its dark pink flowers which appear before its heart-shaped leaves in early spring.

Height: 20'- 30' Foliage: Green
Spread: 20'- 30' Shape: Round
Fall color: Yellow Elevation: 6,000'



Cercis Canadensis 'Alba' **White bud**

Small white flowers, appear in early spring on leafless branches. Thrives in moist, well drained soils.

Height: 20'- 30' Foliage: Green
Spread: 20'- 30' Shape: Round
Fall color: Yellow Elevation: Unknown



Cercis canadensis 'Lavender Twist' **Lavender Twist® Redbud**

Weeping, compact tree has slightly zigzagging branches that create a lattice work of foliage. Magenta buds open to rosy pink flowers.

Height: 5'- 6' Foliage: Green
Spread: 7'- 8' Shape: Weeping
Fall color: Yellow Elevation: 6,000'



Cercis canadensis 'Forest Pansy' **Forest Pansy Redbud**

Small tree often grown as a clump. Known for its dark pink flowers which appear before its heart-shaped leaves in early spring.

Height: 20'- 25' Foliage: Deep Purple to Bronze
Spread: 20'- 25' Shape: Upright
Fall color: Yellow Elevation: 6,000'



SHADE & ORNAMENTAL TREES

Cornus controversa 'June Snow' **June Snow Dogwood**

Flat topped clusters of white flowers in spring produce blue-black berries in fall.

Height: 20'- 30' Foliage: Green
Spread: 30'- 40' Shape: Spreading
Fall color: Orange-red to purple Elevation: 6,000'



Cornus x KN30-8 **Venus® Dogwood**

Small tree with large white flowers in spring. Produces- berry like fruit. Will appreciate afternoon shade.

Height: 20'-25' Foliage: Deep Green
Spread: 25'-30' Shape: Layered, irregular
Fall color: Red Elevation: Unknown



Cornus kousa **Kousa Dogwood**

A beautiful specimen tree. White, star shaped flowers in spring. Layered branching and unique bark.

Height: 15'-25' Foliage: Green
Spread: 15'-25' Shape: Vase
Fall color: Red to purple Elevation: Unknown



Cornus mas **Cornelian Cherry Dogwood**

Small tree or large shrub. Yellow flowers appear prior to foliage. Edible fruits are great for wildlife.

Height: 15'-25' Foliage: Dark green
Spread: 10'-15' Shape: Rounded, spreading
Fall color: Reddish purple Elevation: 6,500'



Crataegus ambigua **Russian Hawthorn**

Small tree or large shrub that has a dense vase shape. Has white flowers and red berries. THORNS.

Height: 15'- 25' Foliage: Green
Spread: 12'- 20' Shape: Vase
Fall color: Orange and Red Elevation: 9,500'



Crataegus crus-galli 'Inermis' **Thornless Cockspur Hawthorn**

Small tree or large shrub with a rounded horizontal shape. White flowers in late spring; red berries fall-winter. THORNLESS.

Height: 15'- 22' Foliage: Green
Spread: 15'- 20' Shape: Round
Fall color: Orange Red Elevation: 8,000'



Crataegus laevigata 'Superba' **Crimson Cloud Hawthorn**

Stunning crimson flowers in spring. Red persistent berries from fall into winter make this tree interesting year round. THORNLESS.

Height: 15'- 20' Foliage: Green
Spread: 12'- 18' Shape: Oval
Fall color: N/A Elevation: 6,000'



SHADE & ORNAMENTAL TREES

Crataegus phaenopyrum

Washington Hawthorn

Small tree or large shrub. Upright in youth becoming oval with age. Single white flowers, red berries. THORNS.

Height: 20'- 25'

Foliage: Green

Spread: 15'- 25'

Shape: Broad Oval

Fall color: Scarlet

Elevation: 6,500'



Crataegus viridis 'Winter King'

Winter King Hawthorn

Large white flower clusters are followed by bright red fruit that persists into winter. Bark exfoliates with age. THORNS.

Height: 15'- 20'

Foliage: Green

Spread: 12'- 18'

Shape: Vase

Fall color: Purple/Red/Gold

Elevation: 7,500'



Fagus sylvatica 'Dawyck Purple'

Dawyck Beech

Tall columnar tree has foliage which emerges coppery-bronze, maturing to deep purple. Prefers moist, well- drained soil.

Height: 40'- 50'

Foliage: Deep purple

Spread: 10'-12'

Shape: Columnar, fastigate

Elevation: Unknown



Fagus sylvatica 'Roseomarginata'

Tricolor Beech

Beautiful foliage has splashes of rose, pink and cream. Great lawn tree.

Height: 30'- 40'

Foliage: Tricolor

Spread: 20'- 30'

Shape: Oval

Fall color: N/A

Elevation: 7,000'



Fraxinus americana 'Autumn Purple'

Autumn Purple® Ash

A uniform, quick-growing pyramidal to rounded tree. Has consistent outstanding fall color. SEEDLESS.

Height: 40'- 60'

Foliage: Green

Spread: 40'- 50'

Shape: Round/Oval

Fall color: Purple/Red

Elevation: 6,500'



Fraxinus pennsylvanica 'Marshall'

Marshall Ash

Upward curving branches form an irregularly round head. Glossy green leaflets turn yellow in fall. SEEDLESS.

Height: 50'- 60'

Foliage: Green

Spread: 40'- 50'

Shape: Irregular

Fall color: Yellow

Elevation: 8,500'



Fraxinus pennsylvanica 'Patmore'

Patmore Ash

A more uniform and symmetrical conical to rounded ash with an ashy grey bark with diamond-like pattern. SEEDLESS.

Height: 40'- 50'

Foliage: Green

Spread: 30'- 40'

Shape: Upright Oval

Fall color: Yellow

Elevation: 8,500'



SHADE & ORNAMENTAL TREES

Fraxinus pennsylvanica 'Summit' Summit Ash

Upward curving branches form a uniform, oval crown. Glossy green leaflets which turn yellow in fall. SEEDLESS.

Height: 50'- 60' Foliage: Green
Spread: 25'- 30' Shape: Oval
Fall color: Yellow Elevation: 8,500'



Ginkgo biloba 'Autumn Gold' Autumn Gold Ginkgo

A fruitless male strain. Unique fan-shaped foliage

Height: 25'- 45' Foliage: Green
Spread: 30'- 35' Shape: Pyramidal
Fall color: Yellow Elevation: 5,500'



Ginkgo biloba 'Magyar' Magyar Ginkgo

A seedless strain with unique fan-shaped foliage.

Height: 40'- 50' Foliage: Green
Spread: 30'- 40' Shape: Pyramidal
Fall color: Bright yellow Elevation: 6,000'



Ginkgo biloba 'Princeton Sentry' Princeton Sentry Ginkgo

Male, seedless variety. Pyramid formed tree that is great for tight spaces.

Height: 35'-40' Foliage: Green
Spread: 12'-15' Shape: Columnar
Fall color: Vivid yellow Elevation: 6,000'



Gleditsia triacanthos inermis. 'Imperial' Imperial® Honeylocust

Small oval leaflets adorn this tightly rounded tree. Bright green summer color and light yellow in fall. THORNLESS.

Height: 30'- 40' Foliage: Green
Spread: 30'- 40' Shape: Round
Fall color: Yellow Elevation: 6,500'



G. triacanthos inermis. 'Shademaster' Shademaster® Honeylocust

An airy rounded tree, with small oval true green leaves. Has an open and airy feel. THORNLESS.

Height: 40'- 60' Foliage: Green
Spread: 30'- 40' Shape: Open Round
Fall color: Yellow Elevation: 6,500'



Gleditsia triacanthos inermis 'Skyline' Skyline® Honeylocust

A pyramidal form of honeylocust with larger, darker green leaves than other varieties. THORNLESS.

Height: 40'- 50' Foliage: Green
Spread: 30'- 40' Shape: Pyramidal
Fall color: Yellow Elevation: 6,500'



SHADE & ORNAMENTAL TREES

G. triacanthos inermis 'Sunburst' Sunburst® Honeylocust

Leaflets emerge yellow in spring then become green as they mature.
THORNLESS.

Height: 30'- 40' Foliage: Golden
Spread: 30'- 40' Shape: Round
Fall color: Yellow Elevation: 6,500'



Gymnocladus dioicus Kentucky Coffee Tree

A very large and statuesque tree. Large, pinnately compound medium green leaves. White flower clusters in early summer.

Height: 50'- 60' Foliage: Green
Spread: 30'- 40' Shape: Irregular Oval
Fall color: Yellow Elevation: 7,500'



G. dioicus 'Espresso-JFS' Espresso™ Kentucky Coffee Tree

A very large and statuesque tree. Large, pinnately compound medium green. White flower clusters in early summer. SEEDLESS.

Height: 45'- 50' Foliage: Green
Spread: 30'- 35' Shape: Irregular Oval
Fall color: Yellow Elevation: 7,500'



Heptacodium miconioides Seven-Son Flower

Small tree to large shrub. Late summer flowers are fragrant white clusters which turn red and persist into fall. Interesting exfoliating bark.

Height: 15'- 20' Foliage: Glossy green
Spread: 10'- 15' Shape: Vase
Fall color: Orange-red Elevation: 5,500'



Koelreuteria paniculata Goldenrain Tree

A small ornamental tree grown for its stunning yellow flowers which are followed by papery lantern-like seed pods.

Height: 20'- 30' Foliage: Green
Spread: 20'- 30' Shape: Broad
Fall color: Yellow Elevation: 6,000'



Koelreuteria paniculata 'Gocanzam' Golden Candle Goldenrain Tree

This columnar tree produces gold flowers in the summer. Great for tight spaces.

Height: 35' Foliage: Green
Spread: 4' Shape: Columnar, fastigiate
Fall color: Gold Elevation: 6,000'



Lirodendron tulipifera Tulip Tree

Large growing tree which produces flowers that resemble tulips. Flowers are yellow with orange centers.


Height: 60'-90' Foliage: Green
Spread: 30'-50' Shape: Oval
Fall color: Golden yellow Elevation: 6,000'



SHADE & ORNAMENTAL TREES

Lirodendron tulipifera 'JFS-Oz' Emerald City® Tulip Tree


A refined cultivar of Tulip tree with an upright growing habit. Stays smaller and has a better dominant leader than regular tulip tree.

Height: 50' Foliage: Glossy green 
 Spread: 25' Shape: Upright oval
 Fall Color: Bright yellow Elevation: Unknown

Magnolia Magnolia


Early spring brings white to lavender saucer-shaped flowers on this small tree/large shrub. A taste of the South.

Variety	Flower Color
Royal Star (15'x 10')	White
Saucer (30'x 25')	Lavender

Height: Varies Foliage: Green 
 Spread: Varies Shape: Round
 Fall color: Yellow Elevation: 6,000'


Malus x adstringens 'Jefgreen' Emerald Spire® Crabapple

Small, early flowering variety with a narrow growth habit. Fragrant pink flower are followed by red fruit.

Height: 15' Foliage: Dark green 
 Spread: 6' Shape: Narrow, columnar
 Fall color: Yellow Elevation: Unknown


Malus 'Branzam' Brandywine Crabapple

Fragrant, double rose- pink flowers in spring followed by edible chartreuse fruit in fall.

Height: 15'- 20' Foliage: Green with reddish tint 
 Spread: 15'- 20' Shape: Upright, spreading
 Fall color: Reddish orange to purple Elevation: 6,500'


Malus 'Coralcole' Coralburst® Crabapple

A slow growing and dainty flowering crab. Red buds open to semi-double, rose-colored flowers. Bronze fruit is not persistent.

Height: 10'-12' Foliage: Green 
 Spread: 10'-12' Shape: Round
 Fall color: N/A Elevation: 6,500'

Malus 'Indian Magic' Indian Magic Crabapple

Flowering crabapple with deep pink flowers in spring. Has persistent elongated reddish orange fruit that turns golden-orange.

Height: 15'- 20' Foliage: Green 
 Spread: 15'- 20' Shape: Round
 Fall color: Yellow/Red Elevation: 7,500'

SHADE & ORNAMENTAL TREES

Malus ioensis 'Prairie Rose' **Prairie Rose Crabapple**

Pink flowering, FRUITLESS crabapple variety. Blooms are fragrant, large, double pink flowers.

Height: 15'-20' Foliage: Medium green
Spread: 15'-20' Shape: Round
Fall color: Yellow Elevation: 6,000'



Malus 'Jewelcole' **Red Jewel Crabapple**

A small white flowering crabapple with persistent 1/2 inch fruit. Fruit persists through winter.

Height: 10'-15' Foliage: Green
Spread: 8'-12' Shape: Upright, pyramidal
Fall color: Yellow Elevation: 7,000'



Malus 'JFS-KW207' **Sparkling Sprite® Crabapple**

Compact crabapple with excellent disease resistance. White buds open to pale pink flowers

Height: 12' Foliage: Bright Green
Spread: 12' Shape: Compact Round
Fall Color: Yellow Elevation: Unknown



Malus x 'JFS KW213MX' **Raspberry Spear® Crabapple**

Columnar crabapple tree with excellent disease resistance. Magenta pink flowers in spring. Maroon 1/2" persistent fruits.

Height: 18- 20' Foliage: Purple changes to green
Spread: 7- 8' Shape: Narrow columnar
Fall color: Bronze/orange Elevation: Unknown



Malus x 'JFS-KW5' **Royal Raindrops® Crabapple**

Upright spreading tree with glossy purple cutleaf leaves. It produces single pinkish-red flowers and dark red fruit.

Height: 15'- 20' Foliage: Purple
Spread: 12'- 15' Shape: Upright
Fall color: Orange-Red Elevation: 7,000'



Malus 'Perfect Purple' **Perfect Purple Crabapple**

Deep pink blooms and dark purple foliage make for an attractive tree. Very cold hardy.

Height: 18'-20' Foliage: Green
Spread: 18'-20' Shape: Rounded
Fall color: N/A Elevation: 6,500'



Malus 'Prairiefire' **Prairiefire Crabapple**

Red spring leaves matures to dark green. Red flower buds open to dark fuchsia flowers. Persistent purple-red fruit.

Height: 15'- 20' Foliage: Green
Spread: 15'- 20' Shape: Round
Fall color: Red-Orange Elevation: 8,000'



SHADE & ORNAMENTAL TREES

Malus 'Purple Prince'

Purple Prince Crabapple

Leaves emerge purple changing to bronze green.

A good disease resistant variety of crabapple



Height: 18'-20' Foliage: Purple maturing to bronze green

Spread: 18'-20' Shape: Round

Fall Color: Golden Elevation: Unknown

Malus 'Radiant'

Radiant Crabapple

Leaves emerging purplish-red, turning bronze green. Single, deep pink flowers in spring and bright red, apple-shaped fruit in fall.

Height: 20'- 25' Foliage: Green

Spread: 15'- 20' Shape: Round

Fall color: Yellow/Orange Elevation: 8,500'



Malus 'Red Baron'

Red Baron Crabapple

A great columnar growing crabapple for narrow spaces. Beautiful deep red flowers in spring.

Height: 15'-18' Foliage: Purple maturing to bronze green

Spread: 7'-8' Shape: Upright, columnar

Fall color: Reddish bronze Elevation: 7,500'



Malus sargentii

Sargentina Crabapple

A small rounded dwarf tree. Bright red buds open to white flowers in spring. Small ornamental red fruit is great for wildlife. Excellent disease resistance.

Height: 6'- 8' Foliage: Green

Spread: 8'- 10' Shape: Round

Fall color: Yellow Elevation: 6,500'



Malus 'Spring Snow'

Spring Snow Crabapple

A dense, upright crabapple with fragrant snow-white flowers in spring. FRUITLESS.

Height: 20'- 25' Foliage: Green

Spread: 20'- 25' Shape: Upright Oval

Fall color: Yellow Elevation: 8,500'



Malus 'Thunderchild'

Thunderchild Crabapple

A semi-dwarf crabapple. Single, deep-pink flowers appear before showy purple foliage. Persistent purple fruit.

Height: 15'- 20' Foliage: Purple

Spread: 10'- 15' Shape: Upright

Fall color: Purple Elevation: 8,000'



Platanus x acerifolia

London Planetree

A massive tree with large maple type leaves. Showy mottled bark is two toned cream and olive green.

Height: 75'-100' Foliage: Green

Spread: 65'-80' Shape: Broadly pyramidal

Fall color: Yellow Elevation: Unknown



SHADE & ORNAMENTAL TREES

Platanus x acerifolia 'Bloodgood' Bloodgood London Planetree

A large tree with wide spreading branches. Showy mottled bark is two toned cream and olive green. Leaves resemble maple leaves.

Height: 70'-85' Foliage: Dark green
Spread: 50'-70' Shape: Broadly pyramidal
Fall color: Yellow Elevation: 6,000'



Platanus x acerifolia 'Morton Circle' Exclamation!® Plane Tree

Smaller size than the Bloodgood. Strong leader and dense branching. Mottled bark is two toned cream and olive green. Maple type leaves.

Height: 50'-60' Foliage: Medium green
Spread: 25'-30' Shape: Upright pyramidal
Fall color: Yellow Elevation: 6,000'



Populus x acuminata Lanceleaf Cottonwood

A hardy, fast-growing native seedless cottonwood. Has a very dense upright habit with glossy dark green leaves.

Height: 40'-60' Foliage: Green
Spread: 30'-40' Shape: Upright Round
Fall color: Yellow Elevation: 8,500'



Populus angustifolia Narrowleaf Cottonwood

A hardy fast growing native seedless cottonwood. Has a very dense oval to pyramidal habit with long willow like leaves. Suckers.

Height: 30'- 50' Foliage: Green
Spread: 20'- 30' Shape: Upright Oval
Fall color: Yellow Elevation: 10,000'



Populus sargentii 'Jeronimus' Jeronimus Cottonwood

Large, triangular, soft-green leaves and a fast growth rate make this a popular tree. Has a straighter trunk than sargentii.

Height: 60'- 80' Foliage: Green
Spread: 50'- 60' Shape: Broad Oval
Fall color: Yellow Elevation: 6,500'



Populus tremula 'Erecta' Swedish Columnar Aspen

Flat, rounded green leaves flutter and rustle in the breeze. Great for small spaces or as a screen. Well adapted to very cold climates.

Height: 30'- 40' Foliage: Green
Spread: 10'- 15' Shape: Columnar
Fall color: Orange Elevation: 9,500'



Populus tremuloides 'JFS-Column' Mountain Sentinel® Aspen

Extremely narrow and upright growing aspen variety. Fast growing and hardy.

Height: 35' Foliage: Green
Spread: 8' Shape: Narrow, fastigiated
Fall color: Yellow Elevation: Unknown



SHADE & ORNAMENTAL TREES

Populus tremuloides 'NE Arb'

Prairie Gold® Aspen

A Nebraska native tree with great disease resistance. Very adaptable to drought, heat and humidity.

Height: 40'

Foliage: Light green

Spread: 15'

Shape: Narrow oval to pyramidal



Fall color: Golden yellow

Elevation: Unknown

Populus tremuloides

Quaking Aspen

The showy white bark of this tree is as interesting as its leaves which quake in even the slightest breeze. Produces shoots.

Height: 20'- 50'

Foliage: Green

Spread: 20'- 30'

Shape: Upright Round



Fall color: Gold

Elevation: 10,000'

Prunus cerasifera 'Cipriozam'

Crimson Pointe Plum

Narrow growing plum tree with standard purple foliage. Pinkish-white flowers appear before foliage. Very cold hardy.

Height: 20'- 25'

Foliage: Glossy purple

Spread: 5'- 10'

Shape: Columnar, fastigiate



Fall color: Purple

Elevation: 6,500'

Prunus cerasifera 'Newport'

Newport Plum

Single pale pink flowers appear in the spring, followed by maroon foliage for summer. Sparse, edible purple fruit in fall.

Height: 15'- 20'

Foliage: Maroon

Spread: 15'- 20'

Shape: Upright Round



Fall color: N/A

Elevation: 6,500'

Prunus x cisterna 'Schmidtciis'

Big Cis® Plum

Small form of Newport plum. Cistena like flowers in spring. Great tree for small areas.

Height: 14'

Foliage: Purple

Spread: 12'

Shape: Round



Fall color: N/A

Elevation: Unknown

Prunus 'Frankthrees'

Mt. St. Helen's® Plum

Very hardy plum. Pink flowers in spring, followed by lasting purple foliage for summer. Very little to no edible purple fruit in fall.

Height: 20'

Foliage: Purple

Spread: 20'

Shape: Round



Fall color: N/A

Elevation: 6,500'

Prunus maackii

Amur Chokecherry

Ornamental tree with beautiful reddish-brown flaking bark. Fragrant, white flowers in spring followed by black fruit.

Height: 30'-40'

Foliage: Green

Spread: 25'-35'

Shape: Round



Fall color: Yellow

Elevation: 6,500

SHADE & ORNAMENTAL TREES

Prunus padus

Mayday Tree

Also known as European bird cherry. One of the earliest trees to leaf out in spring. Fragrant cylindrical flower. Black fruit which birds love!

Height: 15'-20' Foliage: Dark green
Spread: 15'-20' Shape: Oval
Fall color: Yellow Elevation: Unknown



Prunus padus 'Merlot'

Bird Cherry

This tree has lots of showy white flowers in early May. Green new foliage turns reddish purple as it matures. Does not sucker

Height: 30'- 40' Foliage: Red Purple
Spread: 15'- 20' Shape: Round
Fall color: Red Purple Elevation: 7,000'



Prunus x 'Pishnshzam' Proven Winners® Color Choice® Pink Snow Showers™

Weeping tree has lots of showy pink flowers in early May. Green new foliage turns reddish purple as it matures. Does not sucker.

Height: 25' Foliage: Glossy green
Spread: 25' Shape: Weeping
Fall color: Deep golden Elevation: Unknown



Prunus nigra 'Princess Kay'

Princess Kay Plum

Start the spring off with a bang. This tree has fragrant, showy, white double flowers that contrast beautifully with its dark bark.

Height: 15'- 25' Foliage: Green
Spread: 10'- 15' Shape: Upright
Fall color: Red Elevation: 7,000'



Prunus sargentii 'JFS-KW58'

Pink Flair® Cherry

Fragrant pink flowers bloom later than most cherries. Great for late frost areas.

Height: 25' Foliage: Green
Spread: 15' Shape: Upright narrow vase
Fall color: Orange-red Elevation: 6,000'



Prunus x 'Snofozam'

Snow Fountains® Weeping Cherry

Cascading branches give the appearance of a white or snow fountain when covered with pure white flowers in early spring.

Height: 8'- 12' Foliage: Green
Spread: 6'- 8' Shape: Weeping
Fall color: Gold/Orange Elevation: 6,000'



Prunus virginiana 'Shubert'

Canada Red Chokecherry

Leaves emerge green, turn purple in summer. Has white flowers in spring and maroon fruit in summer. Has a tendency to sucker.

Height: 20'- 30' Foliage: Purple
Spread: 15'- 25' Shape: Round
Fall color: Same Elevation: 9,000'



SHADE & ORNAMENTAL TREES

Prunus x yedoensis

Yoshino Cherry

Famous for the annual Cherry Blossom Festival in Washington, D.C. Pink tinged white flowers in spring. Produces cherries for wildlife.

Height: 20'- 25' Foliage: Glossy green
Spread: 20'- 25' Shape: Upright, spreading
Fall color: Yellow Elevation: 6,000'



Pyrus calleryana 'Aristocrat'

Aristocrat Pear

An interesting Pear specimen with unusual growth habit. White spring flower. More resistant to storm damage than other pears.

Height: 30'-40' Foliage: Glossy green
Spread: 20'-30' Shape: Pyramidal, open branching
Fall color: Yellow to Red Elevation: 6,000'



Pyrus calleryana 'Autumn Blaze'

Autumn Blaze Pear

White flowers in the spring. Leaves emerge with red tint and turn glossy green.

Height: 25'- 30' Foliage: Glossy Green
Spread: 20'- 25' Shape: Pyramid
Fall color: Red Elevation: 7,500'



Pyrus calleryana 'Capital'

Capital Pear

White flowers in the spring. Leaves emerge with red tint and turn glossy green.

Height: 30'- 35' Foliage: Glossy Green
Spread: 10'- 12' Shape: Columnar
Fall color: Reddish Purple Elevation: 6,000'



Pyrus calleryana 'Chanticleer'

Cleveland/Chanticleer® Pear

A dense, narrow tree. Also known in the trade as Cleveland Select. May be less susceptible to damage from late spring freezes.

Height: 30'- 40' Foliage: Glossy Green
Spread: 12'- 15' Shape: Pyramid
Fall color: Burgundy Elevation: 6,000'



Pyrus calleryana 'Jaczam'

Jack® Pear

White flowers in the spring. Leaves emerge with red tint and turn glossy green.

Height: 12'- 16' Foliage: Dark Green
Spread: 8'- 10' Shape: Compact
Fall color: Red Elevation: 6,000'



SHADE & ORNAMENTAL TREES

Pyrus 'Nncpx1'

Javelin® Pear

Upright branching pear with pink buds that open to white. Leaves are glossy and purple leaves changing to green.

Height: 30'-35' Foliage: Glossy green
Spread: 8'-10' Shape: Fastigiate, tightly columnar
Fall color: purple to maroon Elevation: 6,000'



Quercus alba

White Oak

A large oak variety that is claimed to be mightiest of all oaks. Official tree of many states.

Height: 45'-80' Foliage: Medium green
Spread: 50'-80' Shape: Round
Fall color: Brown to Red Elevation: 6,000'



Q. alba x Q. Robur 'Crimshmidt'

Crimson Spire™ Oak

Large, vertical interest. Green summer foliage turns red in fall, then fades to brown and persists through winter.

Height: 40'- 60' Foliage: Green
Spread: 15'- 20' Shape: Tight Column
Fall color: Red Elevation: 6,000'



Quercus bicolor

Swamp White Oak

Stately tree well adapted to wet, poorly drained soils. Green, rounded-lobed leaves turn yellow brown to red in fall.

Height: 40'- 60' Foliage: Green
Spread: 40'- 60' Shape: Round
Fall color: Yellow/Red Elevation: 6,000'



Quercus bicolor 'Bonnie and Mike'

Beacon® Oak

This columnar variety of swamp white oak. Great as a street or median tree. Very adaptable.

Height: 40' Foliage: Green
Spread: 15' Shape: Narrow, columnar
Fall color: Yellow Elevation: Unknown



Quercus buckleyi

Texas Red Oak

A medium sized, drought tolerant red oak.

Height: 30'- 50' Foliage: Green
Spread: 30'- 40' Shape: Round
Fall color: Red to orange Elevation: 5,500'



Quercus coccinea

Scarlet Oak

A large broadly oval shade tree. Glossy dark green leaves often turns vibrant shades of red in fall.

Height: 60'- 70' Foliage: Green
Spread: 40'- 45' Shape: Open Round
Fall color: Red Elevation: 8,000'



SHADE & ORNAMENTAL TREES

Quercus gambelii

Gambel Oak

A Rocky Mountain native. This small tree or large shrub has shiny, dark green, lobed leaves and acorns with scaly cups. Xeric.

Height: 10'- 30'

Foliage: Green

Spread: 12'- 20'

Shape: Irregular

Fall color: Yellow to Red

Elevation: 8,000'



Quercus x macdanielii 'Clemons'

Heritage® Oak

A cross between English and Bur oak. A vigorous growing oak variety.

Height: 50'-60'

Foliage: Glossy dark green

Spread: 30'-40'

Shape: Pyramidal to oval

Fall color: Yellow

Elevation: 6,000'



Quercus macrocarpa

Bur Oak

Develops a massive trunk and corky branches with age making it a very majestic tree. Fringed acorn cap is distinctive. Xeric

Height: 50'- 80'

Foliage: Green

Spread: 50'- 80'

Shape: Broad Round

Fall color: Yellow/Brown

Elevation: 6,500'



Quercus macrocarpa 'JFS-KW14'

Cobblestone® Oak

Form of bur oak with corky bark which gives it an ancient tree look. Very tolerant tree.

Height: 55'

Foliage: Dark green

Spread: 45'

Shape: Broadly oval

Fall color: Yellow

Elevation: Unknown



Quercus muehlenbergii

Chinkapin Oak

A medium size white oak. Durable and adaptable.

Height: 45'- 60'

Foliage: Glossy green

Spread: 45'- 60'

Shape: Rounded, open

Fall color: Yellow to brown

Elevation: 6,500'



Quercus robur

English Oak

A fast growing oak with stout spreading branches. Very tolerant of adverse conditions. Holds leaves over winter.

Height: 40'- 60'

Foliage: Green

Spread: 30'- 40'

Shape: Round

Fall color: Yellow

Elevation: 6,000'



Quercus robur 'Fastigiata'

Columnar English Oak

A dense columnar tree whose branches begin low on the trunk and are very upright in habit.

Height: 40'- 50'

Foliage: Green

Spread: 15'- 20'

Shape: Columnar

Fall color: Yellow

Elevation: 6,000'



SHADE & ORNAMENTAL TREES

Quercus rubra

Northern Red Oak

A lovely well-balanced stately oak. Summer's dark green leaves that are grayish-white beneath, turn russet to wine red in the fall.

Height: 60'- 70'

Foliage: Green

Spread: 50'- 60'

Shape: Round

Fall color: Red

Elevation: 6,000'



Quercus robur x alba 'JFS-KW1QX

Streetspire® Oak

Another oak similar to Crimson spire but does not hold onto leaves in winter. Disease, drought and heat tolerant.

Height: 45'

Foliage: Dark green

Spread: 14'

Shape: Narrow, columnar

Fall color: Rusty red

Elevation: 6,000'



Quercus robur x bicolor 'Long'

Regal Prince® Oak

A cross between Columnar English Oak and Swamp White Oak with dark green leathery leaves. Narrow, upright and very hardy.

Height: 40'- 60'

Foliage: Green

Spread: 20'- 25'

Shape: Columnar

Fall color: Yellow Brown

Elevation: 6,000'



Quercus x 'Scarlet Letter'

Scarlet Letter® Oak

Very similar to Crimson spire oak. Great for screening or as a street tree. Tolerates poor soil.

Height: 35'-45'

Foliage: Green

Spread: 10'-15'

Shape: Narrow, columnar

Fall color: Red

Elevation: 6,000'



Quercus shumardii

Shumard Oak

A medium sized red oak which is tolerant of wet sites but tolerates dry conditions as well.

Height: 40'- 60'

Foliage: Glossy Green

Spread: 30'- 40'

Shape: Broadly Oval

Fall color: Brownish-red

Elevation: 6,000'



Quercus x warei 'Nadler'

Kindred Spirit® Oak

One of the tightest columnar trees. Cross between English and Swamp White. Sister of Regal Prince oak.

Height: 30'-40'

Foliage: Green

Spread: 6'-7'

Shape: Tightly columnar

Fall color: Yellow brown

Elevation: 6,000'



Robinia pseudoacacia 'Purple Robe'

Purple Robe Locust

Late spring brings racemes of violet purple, fragrant flowers. New foliage is purple tinted and matures to a bronze green. Suckers.

Height: 35'- 40'

Foliage: Green

Spread: 25'- 30'

Shape: Round

Fall color: Yellow

Elevation: 6,500'

SHADE & ORNAMENTAL TREES

Salix 'Prairie Cascade' **Prairie Cascade Weeping Willow**

A hardy weeping willow for the west and mid-west. Yellow stems provide winter interest. A great specimen plant in moist areas.

Height: 35'- 45' Foliage: Green
Spread: 35'- 45' Shape: Weeping
Fall color: Yellow Elevation: 6,500'



Sophora japonica **Japanese Pagoda Tree**

Also known as the Chinese Scholar Tree, its olive green bark becomes brownish grey. White mildly fragrant flowers late summer.

Height: 35'- 40' Foliage: Green
Spread: 30'- 35' Shape: Round
Fall color: Yellow Elevation: 7,000'



Sorbus aucuparia **European Mountain Ash**

Showy clusters of white flowers in May followed by abundant orange-red fall berries that attract birds.

Height: 25'- 30' Foliage: Dark Green
Spread: 20'- 25' Shape: Round
Fall color: Orange Red Elevation: 7,500'



S. aucuparia 'Michred' **Cardinal Royal® Mountain Ash**

A strain of European mountain ash that has a straighter trunk. Clusters of white flowers result in brilliant red berries in early fall.

Height: 25'- 30' Foliage: Dark Green
Spread: 15'- 20' Shape: Round
Fall color: Rusty Red Elevation: 7,500'



Syringa reticulata **Japanese Lilac Tree**

An ornamental small tree or large shrub with large clusters of creamy white fragrant flowers in late spring. Exfoliating bark.

Height: 15'- 25' Foliage: Deep Green
Spread: 15'- 25' Shape: Round
Fall color: N/A Elevation: 6,500'



Tilia americana **American Sentry Linden**

Smooth bark. Large heart shaped leaves, sweet fragrant spring flowers.

Height: 40'- 60' Foliage: Green
Spread: 30'- 40' Shape: Symmetrical Pyramid
Fall color: Golden Elevation: 6,500'



Tilia Americana 'Bailyard' **Frontyard® Linden**

A great linden with excellent symmetrical branching even as a young tree. Pyramidal when young, round with age.

Height: 50'-60' Foliage: Green
Spread: 30'-40' Shape: Pyramidal to Round
Fall color Yellow Elevation: 6,500'



SHADE & ORNAMENTAL TREES

***Tilia americana* 'Redmond'**

Redmond Linden

A beautiful pyramidal shade tree with large leaves. Has an added bonus of wonderfully fragrant pale yellow flowers in early summer.

Height: 40'- 50' Foliage: Green
Spread: 30'- 40' Shape: Pyramid
Fall color: Yellow Elevation: 6,000'



***Tilia cordata* 'Glenleven'**

Glenleven Linden

A fast-growing linden with a very straight trunk and more open canopy. Small, fragrant pale yellow flowers in early summer.

Height: 35'- 45' Foliage: Green
Spread: 20'- 35' Shape: Pyramid
Fall color: Yellow Elevation: 6,000'



***Tilia cordata* 'Greenspire'**

Greenspire® Linden

A good medium-sized shade tree with a symmetrical, dense pyramidal form. Summer brings tiny, aromatic, pale yellow flowers.

Height: 30'- 40' Foliage: Green
Spread: 20'- 30' Shape: Pyramid
Fall color: Yellow Elevation: 6,000'



***Tilia cordata* 'Halka'**

Summer Sprite® Linden

Dwarf variety of littleleaf linden. Tiny, fragrant flowers in early summer. Great for tight spaces.

Height: 15'-20' Foliage: Green
Spread: 10'-15' Shape: Rounded pyramid
Fall color: Yellow Elevation: 6,000'



***Tilia tomentosa* 'Sterling Silver'**

Sterling Silver Linden

Large, dark green leaves with silvery undersides. Very dense foliage makes for a great shade tree.

Height: 40'-50' Foliage: Dark green
Spread: 20'-35' Shape: Pyramidal to oval
Fall color: Yellow Elevation: 6,500'



***Ulmus americana* 'Princeton'**

Princeton Elm

Very large American elm hybrid that is Dutch elm resistant. Adapts to both dry and wet sites.

Height: 65'-80' Foliage: Green
Spread: 50'-60' Shape: Upright vase shaped
Fall color: Yellow Elevation: 6,000'



***Ulmus* 'Frontier'**

Frontier Elm

A medium sized hybrid elm with great disease resistance. Unusual burgundy-red fall color on this elm variety.

Height: 25'- 35' Foliage: Glossy green
Spread: 15'- 25' Shape: Oval
Fall color: Burgundy-red Elevation: 6,000'



SHADE & ORNAMENTAL TREES

Ulmus 'JFS-Bieberich'

Emerald Sunshine® Elm

A small sized hybrid Elm tree that is very tolerant of poor conditions.

Height: 30'- 35' Foliage: Deep green

Spread: 20'- 25' Shape: Vase

Fall color: Bright yellow Elevation: 6,000'



Ulmus 'Morton'

Accolade Elm

Hybrid, disease resistant variety. Very tough and adaptable.

Height: 60'- 70' Foliage: Glossy green

Spread: 40'- 50' Shape: Vase

Fall color: Yellow Elevation: 6,000'



Ulmus 'Morton Glossy'

Triumph Elm

Adaptable hybrid elm with large leaves and disease resistance.

Height: 50'- 60' Foliage: Glossy green

Spread: 30'- 40' Shape: Oval to Vase

Fall color: Yellow Elevation: 6,000'



EST. 1907

JAMES NURSERY
COMPANY

SHADE & ORNAMENTAL TREES / CONIFERS

Ulmus wilsoniana 'Prospector'

Prospector Elm

A fast growing, disease resistant hybrid elm tree. Foliage emerges red-orange, then turns green.

Height: 40'- 50'

Foliage: Glossy green

Spread: 25'- 30'

Shape: Vase

Fall color: Yellow

Elevation: 6,000'



CONIFERS

Abies concolor

White Fir

A beautiful pyramidal evergreen with long bluish-green flexible needles. The soft needles are aromatic when crushed.

Height: 40'- 60'

Foliage: Blue Green

Spread: 20'- 30'

Shape: Pyramid

Elevation: 10,000'



Abies concolor 'Blue Cloak'

Blue Cloak Fir

An upright pyramidal white fir variety with a smaller stature than other firs. Bright blue needles. Grows 6"-10" per year.

Height: 20'-30'

Foliage: Blue

Spread: 8'-12'

Shape: Pyramidal, narrow

Elevation: 7,000'



Abies concolor

'Select Blue'

A slightly smaller white fir compared to regular concolor firs. Thrives on slopes where soil drains well. Vigorous grower.

Height: 40'-50'

Foliage: Blue

Spread: 20'-30'

Shape: Pyramidal

Elevation: 7,000'



Picea abies 'Cupressina'

Columnar Norway Spruce

A narrow form for areas where a strong vertical accent is needed. Withstands snow loads better than other fastigiated types.

Height: 20'- 30'

Foliage: Green

Spread: 8'- 10'

Shape: Fastigate

Elevation: 7,000'



Picea abies 'Little Gem'

Little Gem Norway Spruce

A dense, naturally flat topped spruce, requiring practically no maintenance.

Height: 2'- 3'

Foliage: Green

Spread: 2'- 3'

Shape: Round

Elevation: 8,000'



CONIFERS

Picea abies 'Nidiformis'

Bird's Nest Spruce

A low, compact spruce with light green new foliage that turns dark green with age. Center depression gives plant its name.

Height: 3'- 4' Foliage: Green
Spread: 3'- 6' Shape: Broad
Elevation: 8,000'



Picea abies 'Pendula'

Weeping Norway Spruce

Great evergreen accent tree with weeping, spreading branches. Perfect for weeping over walls.

Height: 3' Foliage: Rich green
Spread: 6'- 10' Shape: Spreading
Elevation: 6,000'



P. abies 'Sherwood Compact' **Sherwood Cmpt. Norway Spruce**

A narrow, upright-growing evergreen with medium green needles. It can be used as a specimen or in narrow areas.

Height: 8'- 10' Foliage: Green
Spread: 7'- 8' Shape: Upright Narrow
Elevation: 8,000'



Picea glauca 'Big Berta'

Big Berta White Spruce

An Alberta spruce with a larger stature than dwarf Alberta. Needles are longer and it is a faster grower.

Height: 10'-12' Foliage: Light green
Spread: 4'-6' Shape: Cone
Elevation: 8,000'



Picea glauca 'Conica'

Dwarf Alberta Spruce

A small tightly upright evergreen. Has petite needles and is slow growing. Needs some protection from wind and winter sun.

Height: 5'- 7' Foliage: Light Green
Spread: 2'- 3' Shape: Cone
Elevation: 6,500'



Picea glauca 'Densata'

Black Hills Spruce

Symmetrical cone shape with a dense, compact habit. Nice as a landscape accent or makes a great windbreak or screen.

Height: 20'- 40' Foliage: Blue/Green
Spread: 10'- 15' Shape: Cone
Elevation: 7,500'



Picea glauca 'Montrose Charm'

Montrose Charm Spruce

White spruce variety which is hardy, fast growing. Needles are a soft blue-green color. Drought tolerant once established.

Height: 25-30' Foliage: Blue-green
Spread: 10-15' Shape: Upright pyramidal
Elevation: 9,000'



CONIFERS

Picea Glauca 'Pendula'

Weeping White Spruce

Covered with short, densely packed needles, this graceful weeping spruce is an excellent accent tree.

Height: 20'- 30' Foliage: Green
Spread: 6'- 10' Shape: Weeping
Elevation: 7,500'



Picea omorika 'Nana'

Dwarf Serbian Spruce

Dwarf evergreen shrub forms a dense, globe shaped mound. Can make a nice hedge or tall border.

Height: 10' Foliage: Blue/Green
Spread: 10' Shape: Round
Elevation: 7,500'



Picea omorika 'Bruns'

Bruns Serbian Spruce

A good alternative to Colorado spruce. Needles are short, two-toned and square shaped. Narrow growing mid-sized spruce variety.

Height: 30'-35' Foliage: Dark green
Spread: 8'-10' Shape: Pyramidal



Picea pungens

Colorado Spruce

A lovely conical evergreen with short stiff needles. Color ranges from green to silvery blue. Nothing says Colorado like a spruce.

Height: 40'- 60' Foliage: Green/Blue
Spread: 20'- 30' Shape: Pyramid
Elevation: 10,000'



Picea pungens 'Baby Blue'

Baby Blue Spruce

A semi-dwarf variety of Colorado spruce, much brighter blue color than most cultivars. Grows only a couple of inches per year.

Height: 25'- 35' Foliage: Blue
Spread: 15'- 20' Shape: Pyramid
Elevation: 7,500'



Picea pungens 'Baby Blue Eyes'

Baby Blue Eyes Spruce

A dwarf variety of Colorado spruce. A lighter, silvery blue color than most cultivars.

Height: 15'- 20' Foliage: Blue
Spread: 6'- 10' Shape: Pyramid
Elevation: 7,500'



Picea pungens 'Bakeri'

Bakeri Spruce

A dwarf variety of Colorado spruce selected for its silvery blue color. Retains a symmetrical shape.

Height: 20'- 30' Foliage: Blue
Spread: 10'- 15' Shape: Pyramid
Elevation: 8,000'



CONIFERS

Picea pungens 'Blue Totem'

Blue Totem Spruce

A columnar Colorado spruce that is smaller than columnar blue spruce. Great for small yards.

Height: 12'-15'

Foliage: Blue

Spread: 2'-3'

Shape: Columnar



Elevation: Unknown

Picea Pungens 'Blue Diamond'

Blue Diamond Spruce

Dwarf spruce variety with silvery-blue needles. Broad pyramidal growth habit.

Height: 20'-25'

Foliage: Silvery Blue

Spread: 15'-20'

Shape: Pyramidal



Elevation: Unknown

Picea pungens 'Bonny Blue'

Bonny Blue Spruce

Silver-blue foliage variety with shorter more slender needles. Fast growing variety with upright pyramidal growth habit.

Height: 40-60'

Foliage: Silvery blue

Spread: 20-30'

Shape: Upright pyramidal



Elevation: 10,000'

Picea pungens 'Fastigiata'

Columnar Blue Spruce

A shorter and columnar variety of Colorado spruce. It is very narrow and upright with a bright blue color.

Height: 20'- 30'

Foliage: Blue

Spread: 6'- 10'

Shape: Columnar



Elevation: 9,000'

Picea pungens 'Fat Albert'

Fat Albert Spruce

A selection of Colorado spruce chosen for its straight central leader and ability to maintain a symmetrical shape.

Height: 30'- 40'

Foliage: Blue

Spread: 20'- 25'

Shape: Pyramid



Elevation: 10,000'

Picea pungens 'Glauca Globosa'

Globe Spruce

A round form of Colorado spruce. Does not develop a leader thus retaining its rounded shape.

Height: 4'- 10'

Foliage: Blue/Green

Spread: 4'- 10'

Shape: Round



Elevation: 10,000'

Picea pungens 'Hoopsi'

Hoopsi Spruce

One of the bluest cultivars of Colorado spruce out there. Broad upright irregular shape.

Height: 25'- 30'

Foliage: Blue

Spread: 10'- 12'

Shape: Irregular



Elevation: 10,000'

CONIFERS

Picea pungens 'Iseli Fastigiata'

Iseli Fastigiata Spruce

Similar to columnar Colorado spruce with a smaller mature size.
Great for tight spaces.

Height: 10'-15'

Foliage: Blue

Spread: 4'

Shape: Columnar



Elevation: 8,500'

Picea pungens 'Mesa Verde'

Mesa Verde Spruce

Mesa Verde Spruce is a dense multi-stemmed evergreen shrub with a ground-hugging habit of growth. It features dusty-blue pointy needles, tends to crawl along the ground and over rocks or walls; durable and hardy, an excellent choice for an evergreen groundcover.

Height: 18"- 24"

Foliage: Dusty Blue Green

Spread: 8'- 10'

Shape: Spreading



Elevation: 10,000'

P. pungens 'Mrs. Cesarini'

Mrs. Cesarini Green Spruce

A compact, rounded, flat-topped bush that at maturity is wider than high, with green needles. This dwarf Colorado green spruce is very similar to the Globe Blue Spruce, but with green needles instead. It is a very hardy, tough shrub that will offer year round color.

Height: 4'- 5'

Foliage: Green

Spread: 3'- 4'

Shape: Rounded



Elevation: 9,000'

Picea pungens 'Montgomery'

Montgomery Spruce

A round form of Colorado spruce. May develop a leader becoming more conical in form. Otherwise very similar to globe spruce.

Height: 6'- 10'

Foliage: Blue/Green

Spread: 6'- 10'

Shape: Round



Elevation: 10,000'

Picea pungens 'Pendula'

Weeping Blue Colorado Spruce

Large weeping blue to green Spruce. Needs to be staked when young, or it will become a large groundcover. Picturesque as it ages and develops character. Give it room to get large.

Height: 20'- 30'

Foliage: Green

Spread: 25'- 30'

Shape: Weeping, Irregular



Elevation: 9,000'

Picea Pungens 'Sester Dwarf'

Sester Blue Dwarf Colorado Spruce

A perfectly shaped dwarf blue spruce that requires no pruning to keep its shape.

Height: 6'-8'

Foliage: Blue

Spread: 3'-5'

Shape: Pyramid



Elevation: 9,000'

CONIFERS

P. pungens 'St. Mary's Broom' St. Mary's Broom Dwarf Spruce

A dwarf, blue, bun-shaped selection, this slow-growing plant has relatively long, widely-angled needles. It reliably maintains a mounding or globose habit, without any tendency to develop a leader.

Height: 1'- 2'

Foliage: Green

Spread: 2'- 3'

Shape: Low Rounded



Elevation: 9,000'

Pinus aristata

Bristlecone Pine

A shrubby evergreen. Has short needles with specks of white resin and oval cones. Sometimes referred to as a foxtail pine.

Height: 20'- 30'

Foliage: Green

Spread: 15'- 20'

Shape: Open Irregular



Elevation: 11,000'

Pinus banksiana 'Uncle Fogy'

Uncle Fogy Jack Pine

A spreading and trailing shrub, its wildly undulating, pendulous branches give it an unique, overall shape.

Height: 4'- 6'

Foliage: Green

Spread: 6'- 8'

Shape: Mounding



Elevation: 8,000'

Pinus cembra

Swiss Stone Pine

More open and somewhat flat-topped with drooping branches when mature.

Height: 25'- 35'

Foliage: Blue Green to Green

Spread: 10'- 20'

Shape: Conical Pyramidal



Elevation: 7,500'

Pinus densiflora 'Umbraculifera Compacta'

Tanyosho Pine

An umbrella-like head becomes flat-topped with age. The bark shows good orange color. Has pairs of medium-length needles .

Height: 6'- 8'

Foliage: Green

Spread: 8'- 10'

Shape: Vase



Elevation: 6,500'

Pinus edulis

Pinion Pine

A native rounded evergreen with cones of edible seeds. Has short stiff needles and rounded cones. Does not like to be overwatered.

Height: 20'- 30'

Foliage: Green

Spread: 10'- 20'

Shape: Round



Elevation: 7,500'

CONIFERS

Pinus flexilis 'Vanderwolf's Pyramid' **Vanderwolf Pine**

A selection of limber pine with twisted bluish-green needles, a uniform growth pattern and a pyramidal shape.

Height: 25'- 30' Foliage: Green
Spread: 15'- 25' Shape: Pyramid
Elevation: 9,500'



Pinus heldreichii var. leucodermis **Bosnian Pine**

A nice, compact, slow-growing pine with stiff dark green needles. Cones are a unique purple-blue when young, then ripen to brown.

Height: 20'- 25' Foliage: Green
Spread: 10'- 12' Shape: Pyramid
Elevation: 6,000'



Pinus leucodermis 'Compact Gem' **Compact Gem Bosnian Pine**

A narrow, columnar form of dwarf Bosnian Pine. Fits nicely in tighter garden spaces.

Height: 8'- 10' Foliage: Mint Green
Spread: 4'- 6' Shape: Columnar
Elevation: 6,000'



Pinus leucodermis 'Emerald Arrow'**Emerald Arrow Bosnian Pine**

A slow growing pine that is very similar to Bosnian pine. Great pine for small areas.

Height: 15'-20' Foliage: Dark Green
Spread: 8'-10' Shape: Pyramid
Elevation: 7,000'



Pinus leucodermis 'Gnome' **Gnome Bosnian Pine**

Small, densely branched pine with long needles. Drought tolerant. Great for small yards.

Height: 8' Foliage: Dark Green
Spread: 5' Shape: Oval Pyramidal
Elevation: Unknown



Pinus leucodermis 'Indigo Eyes' **Indigo Eyes Bosnian Pine**

Small pine with stunning purple black cones. Stiff green needles.

Height: 10' Foliage: Dark Green
Spread: 8' Shape: Broad upright
Elevation: Unknown



Pinus leucodermis 'Irish Bell' **Irish Bell Bosnian Pine**

Dwarf pine that gradually grows into a bell shape. Striking garden specimen.

Height: 8'-10' Foliage: Dark green
Spread: 6'-8' Shape: Pyramid
Elevation: 6,000'



CONIFERS

Pinus leucodermis 'Mint Truffle' **Mint Truffle Bosnian Pine**

Fine textured, long, thin mint-green needles that emerge white.

Height: 8'- 10' Foliage: Mint Green
Spread: 8'- 10' Shape: Broad Round
Elevation: 6,000'



Pinus leucodermis 'Satellite' **Satellite Bosnian Pine**

Narrow growing variety with dense, tight growth habit.

Height: 20-25' Foliage: Dark Green
Spread: 6-8' Shape: Upright, narrow
Elevation: 6,000'



Pinus mugo 'Big Tuna' **Big Tuna Mugo Pine**

Large, upright, rounded, boldly textured evergreen tree. Has moderate-length, dark-green needles.

Height: 6'- 8' Foliage: Green
Spread: 5'- 6' Shape: Upright Round
Elevation: 9,000'



Pinus mugo 'Columnaris' **Columnar Mugo Pine**

A very narrow, upright mugo pine that is perfect for tight landscape spaces.

Height: 10'- 15' Foliage: Dark Green
Spread: 4'- 6' Shape: Upright
Elevation: 8,500'



Pinus mugo 'Pumilio' **Dwarf Mugo Pine**

A small evergreen that is generally wider than it is tall. Has a uniform habit and short green needles.

Height: 4'- 6' Foliage: Green
Spread: 6'- 8' Shape: Mound
Elevation: 8,500'



Pinus mugo 'Mops' **Mops Mugo Pine**

A dense, rounded dwarf form of mugo pine. Will maintain a rounded shape without pruning.

Height: 2'- 3' Foliage: Green
Spread: 2'- 3' Shape: Round
Elevation: 9,000'



Pinus mugo 'Palouse' **Palouse Mugo Pine**

Loose habit and larger size that is more typical of species.

Height: 3'- 5' Foliage: Dark Green
Spread: 4'- 6' Shape: Round
Elevation: Unknown



CONIFERS

Pinus Mugo 'Sherwood Compact' Sherwood Compact Mugo Pine

The smallest of the true dwarf mugo pine. Dense habit and has densely needled stems that have golden tips in the winter.

Height: 2' Foliage: Green
Spread: 2' Shape: Round
Elevation: 9,000'



Pinus mugo 'Slowmound' Slowmound Mugo Pine

A dense, dark-green, compact form of mugo pine. Does not require pruning to keep a rounded form. Slightly larger than 'Mops'.

Height: 3'- 5' Foliage: Green
Spread: 3'- 5' Shape: Round
Elevation: 9,000'



Pinus mugo 'Tannenbaum' Tannenbaum Mugo Pine

A selection chosen for good winter color, compact pyramidal form and cold tolerance.

Height: 10'- 15' Foliage: Green
Spread: 6'- 8' Shape: Pyramid
Elevation: 9,000'



Pinus mugo 'Valley Cushion' Valley Cushion Mugo Pine

Compact mugo pine that grows wider than taller. Very slow grower.

Height: 2'-3' Foliage: Green
Spread: 3'-5' Shape: Low and flat
Elevation: 9,000'



Pinus mugo 'Whitebud' Whitebud Mugo Pine

A dense, low , compact form of mugo pine that maintains its shape. Waxy winter buds contrast with dark-green foliage.

Height: 2'- 3' Foliage: Green
Spread: 3'- 4' Shape: Round
Elevation: 9,000'



Pinus nigra Austrian Pine

A medium-sized, pyramidal evergreen with shiny, 6-inch long green needles and glossy yellowish-brown cones.

Height: 40'- 60' Foliage: Green
Spread: 30'- 40' Shape: Pyramid
Elevation: 8,000'



Pinus nigra 'Arnold Sentinel' Arnold Sentinel Pine

Densely packed dark green needles on more upright branches. Slow growing and tolerant of drought conditions.

Height: 20'- 25' Foliage: Green
Spread: 4'- 6' Shape: Pyramid
Elevation: 7,500'



CONIFERS

Pinus nigra 'Frank' **'Frank' Austrian Pine**

This compact, upright form of pine is an excellent accent tree for contrasting rounded shrubs.

Height: 20'- 25' Foliage: Dark Green
Spread: 3'- 6' Shape: Columnar
Elevation: 7,000'



Pinus nigra 'Helga' **Helga Dwarf Austrian Pine**

White buds contrast with dark green foliage on this good substitute for a mugo pine.

Height: 4'- 6' Foliage: Dark Green
Spread: 4'- 6' Shape: Globe
Elevation: 7,000'



Pinus nigra 'Oregon Green' **Oregon Green Austrian Pine**

A dense, multi-stemmed evergreen with fine-textured foliage and a distinctive and refined pyramidal form.

Height: 18'- 20' Foliage: Green
Spread: 18'- 20' Shape: Upright
Elevation: 6,500'



Pinus ponderosa **Ponderosa Pine**

Large, pyramidal evergreen tree with long, yellowish green needles. Cinnamon bark and cones add interest to this tree. NURSERY GROWN.

Height: 60'- 80' Foliage: Green
Spread: 30'- 40' Shape: Pyramid
Elevation: 9,000'



Pinus strobiformis **Southwestern White Pine**

Bluish-green needles in bundles of five on this mid-sized evergreen make it a stand out. Gray bark matures to black. Large cones.

Height: 40'- 50' Foliage: Green
Spread: 20'- 30' Shape: Conical
Elevation: 9,000'



Pinus strobus 'Stowe Pillar' **Stowe Pillar Pine**

A narrow, dense, upright pine with tight branching that makes it more resistant to heavy snow loads

Height: 10' Foliage: Dark Green
Spread: 3' Shape: Columnar
Elevation: Unknown



Pinus sylvestris **Scotch Pine**

Short, twisted, bluish-green needles and plated orange bark make this a distinctive tree in the landscape. Egg-shaped cones.

Height: 30'- 50' Foliage: Green
Spread: 20'- 30' Shape: Cone
Elevation: 6,500'



CONIFERS

Pinus sylvestris 'Hillside Creeper' **Hillside Creeper Pine**

Medium green, twisted needles in bundles of 2 turn an attractive lighter green in winter.

Height: 2'- 3' Foliage: Medium Green
Spread: 6'- 8' Shape: Spreading
Elevation: 6,500'



Pinus **Character Pines**

Collected specimens for that Colorado interest.

Height: Varies Spread: Varies Shape: Irregular



Taxus **Yew**

Yews are evergreens with dark green, flattened needles and orange-red fall fruit. Fruit and foliage are poisonous if eaten. There is no discernible fall color and they do well up to 6,000'.



Taxus x media 'Densiformis' **Dense Spreading Yew**

Height: 3'- 4' Spread: 6'- 8' Shape: Mounding

Taxus x media 'Hicksii' **Hick's Upright Yew**

A columnar evergreen with dark green flattened needles, and orange-red fall fruit.

Height: 8'- 12' Spread: 3'- 4' Shape: Columnar

Taxus x media 'Tauntonii' **Taunton's Yew**

Spreading form is great for hedges and foundation plantings

Height: 3'- 4' Spread: 5'- 6' Shape: Spreading

Thuja **Arborvitae**

Evergreens whose foliage appears more feathery than a juniper.



Thuja occidentalis 'Art Boe' **North Pole® Arborvitae**

A narrow growing evergreen with soft green foliage. Great for screening or as a specimen.

Height: 10'-15' Spread: 4'-5' Elevation: 7,000'

Thuja Occidentalis 'Bobozam' **Bowling Ball Arborvitae**

Naturally rounded dwarf shrub.

Height: 24"- 30" Spread: 24"- 30" Elevation: Unknown

Thuja occidentalis 'Degroot's Spire' **Degroot's Arborvitae**

A columnar evergreen with rich green foliage.

Height: 12'- 15' Spread: 4'- 5' Elevation: 6,500'

Thuja occidentalis 'Emerald Green' **Emerald Green Arborvitae**

Upright evergreen that is great for hedges and screens.

Height: 10'- 15' Spread: 3'- 4' Elevation: 8,500'

JUNIPERS

Thuja occidentalis 'Hetz Midget' Hetz Midget Arborvitae

A slow growing, rich green, dense, globe-shaped arborvitae.

Height: 2'- 3' Spread: 2'- 3' Elevation: 7,500'

Thuja x plicata 'Green Giant' Green Giant Arborvitae

A uniform, upright conical arborvitae with a single leader.

Height: 20'- 25' Spread: 8'- 10' Elevation: 6,000'

JUNIPERS

Spreading Junipers

Juniperus communis cvs.

'Armstrong Carpet' (8" - 3') 'Effusa' (18" - 5')

Juniperus horizontalis cvs.

'Andorra' (Youngstown) (2'x 6') 'Hughes'* (16"x 6')
'Bar Harbor'* (1'x 6') 'Prince of Wales' (8"x 9')
'Blue Chip'* (1'x 7') 'Wiltonii' ('Blue Rug')* (5"x 7')

Juniperus x media cvs.

'Armstrong' (5'x 5') 'Old Gold' (3'x 5')
'Gold Coast' (3' x 4') 'Pfitzeriana Compacta' (3'x 5')
'Holbert' (3'x 8') 'Sea Green' (8' x 8')

Juniperus procumbens cvs.

'Green Mound' (10"x 5')

Juniperus sabina cvs.

'Arcadia' (22"x 5') 'Mini Arcade' (18"x 6')
'Broadmoor'* (2'x 5') 'Scandia' (18"x 8')
'Buffalo' (1'x 8') 'Sierra Spreader' (10"x 8')
'Calgary Carpet' (10"x 8') 'Tamariscifolia' (4' x 8')

Juniperus squamata cvs.

'Blue Star'* (16" x 2')

Upright Junipers

Juniperus chinensis cvs.

'Blue Point'* (12'x 8') 'Spearmint/Spartan' (14'x5')
Junipers chinensis 'Hetzzi' (15'x 5')

Juniperus scopulorum cvs.

'Blue Arrow'* (15'x 2') 'Moonglow'* (15' x 8')
'Cologreen'* (15'x 8') 'Sky Rocket'* (12' x 3')
'Gray Gleam' (12' x 6') 'Wichita Blue'* (12' x 6')
'Medora'* (10' x 3') 'Woodward'* (20'x3')

BROADLEAF EVERGREENS

Juniperus virginiana cvs.

'Taylor' (30'x 3')

Specialty Junipers

Sea Green Pom-Pom

Upright spiral (blue & green)

* Indicates plants with blue, blue/green, or gray foliage.

BROADLEAF EVERGREENS

Arctostaphylos x coloradoensis

Manzanita

Dark green leaves with cinnamon-red exfoliating bark. White to pink flowers in spring with red berries in fall. Thrives under evergreens.



Arctostaphylos x coloradoensis 'Chieftan'

Chieftan Manzanita

Height: 3'- 4'

Spread: 8'- 10'

Shape: Spreading

Arctostaphylos x coloradoensis 'Panchito' Panchito™ Manzanita

Height: 2'- 3'

Spread: 5'- 6'

Shape: Mound

Buxus

Boxwood

Boxwoods are broadleaf evergreens with varying shades of green foliage. Almost all prefer protected locations in Colorado and will do well up to 6,000'. There is no discernible fall color, though bronzing can occur in winter.



Buxus 'Green Mountain'

Green Mountain Boxwood

A faster growing variety of boxwood.

Height: 4'- 5'

Spread: 2'- 3'

Shape: Pyramid

Buxus 'Green Velvet'

Green Velvet Boxwood

Height: 2'- 3'

Spread: 2'- 3'

Shape: Round

Buxus microphylla 'Green Beauty'

Green Beauty Boxwood

Stiff branching holds up better to snow loads.

Height: 3'- 4'

Spread: 3'- 4'

Shape: Round

Buxus microphylla 'Green Gem'

Green Gem Boxwood

Height: 2'

Spread: 2'

Shape: Round

Buxus microphylla 'Green Mound'

Green Mound Boxwood

Height: 3'- 4'

Spread: 4'- 5'

Shape: Mound

Buxus microphylla 'Julia Jane'

Julia Jane Boxwood

Classically used in hedges, can take shearing.

Height: 3'- 4'

Spread: 3'- 4'

Shape: Upright

BROADLEAF EVERGREENS

Buxus microphylla 'Koreana' **Korean Boxwood**

A true Zone 4 boxwood. Leaves turn yellowish-brown in winter.

Height: 1'- 2' Spread: 2'- 3' Shape: Mound

B. microphylla insularis 'Winter Gem' **Winter Gem Boxwood**

Height: 2'- 3' Spread: 1- 3' Shape: Upright

Buxus microphylla 'Wintergreen' **Wintergreen Boxwood**

A bright green boxwood that trims into a hedge fairly easily.

Height: 4'- 5' Spread: 4'- 5' Shape: Upright

Buxus sempervirens 'Monrue' **Green Tower™ Boxwood**

Height: 9'- 10' Spread: 1'- 2' Shape: Upright

Cotoneaster adpressus 'Tom Thumb' **Tom Thumb Cotoneaster**

A slow-growing, dwarf shrub with stiff, arching branches. Late spring pink flowers produce cranberry-red fruit in fall.

Height: 12"- 18" Foliage: Green
Spread: 4'- 6' Shape: Spreading
Fall color: Red Elevation: 7,000'



Cotoneaster apiculatus **Cranberry Cotoneaster®**

Stiff arching branches with a broad mounding form and autumn fruit that resembles tiny apples. Single pink spring flowers.

Height: 2'- 3' Foliage: Green
Spread: 4'- 6' Shape: Mound
Fall color: Maroon Elevation: 7,500'



Cotoneaster dammeri 'Coral Beauty' **Coral Beauty Cotoneaster**

A small, spreading shrub with stiff arching branches. Late spring white flowers produce reddish-orange berries in fall.

Height: 1'- 2' Foliage: Green
Spread: 4'- 6' Shape: Mound
Fall color: Orange Red Elevation: 7,500'



Cotoneaster dammeri 'Lowfast' **Lowfast Cotoneaster**

A fast growing, spreading shrub. Late spring white/pink flowers produce reddish-orange berries in fall.

Height: 12"- 15" Foliage: Green
Spread: 6'- 8' Shape: Mound
Fall color: Bronze Red Elevation: 6,500'



Cotoneaster divaricatus **Spreading Cotoneaster**

Upright arching branches with shiny green leaves. White to pink spring flowers are followed by dark red persistent fruit.

Height: 5'- 6' Foliage: Green
Spread: 4'- 6' Shape: Round
Fall color: Rose Red Elevation: 7,500'



BROADLEAF EVERGREENS

Cotoneaster horizontalis

Rock Cotoneaster

Horizontal branches with glossy small leaves. Great for covering banks. Pink spring flowers, red fall berries.

Height: 2'- 3'

Foliage: Green

Spread: 3'- 6'

Shape: Low

Fall color: Red-Yellow

Elevation: 7,500'



Euonymus

Euonymus

Euonymus are broadleaf evergreens with variegated or pure green foliage. Almost all prefer shade to partial shade and will do well up to 6,000'. There is no discernible fall color.



Euonymus fortunei 'Blondy'

Blondy® Euonymus

Small shrub or vine with evergreen to semi-evergreen properties.

Height: 1'- 2'

Foliage: Gold Leaves with Thin Green Margins

Spread: 1'- 2'

Shape: Round

Euonymus fortunei 'Canadale Gold'

Canadale Euonymus

Small shrub or vine with evergreen to semi-evergreen properties.

Height: 2'- 3'

Foliage: Green Leaves with Gold Margins

Spread: 4'- 5'

Shape: Mound

Euonymus fortunei 'Emerald Gaiety' Emerald Gaiety Euonymus

Vine-like small shrub, leaves have some pink in the winter months.

Height: 18"- 24"

Foliage: Dark Green with White Margins

Spread: 3'- 4'

Shape: Spreading

E. fortunei 'Emerald 'n' Gold'

Emerald 'n' Gold Euonymus

Broad mounding shrub, deep green leaves with irregular golden yellow margins.

Height: 2'- 3'

Foliage: Deep Green Center, Irregular Gold Margins

Spread: 4'- 5'

Shape: Mound

Euonymus fortunei 'Harlequin'

Harlequin Euonymus

Small, variegated tri-color leaves are pink tinged in winter.

Height: 1'- 2'

Foliage: Light Green, Dark Green, and White

Spread: 3'- 4'

Shape: Mound

Euonymus kiautschovicus 'Manhattan'

Manhattan Euonymus

Lush, dark green foliage. Great for screen or hedge.

Height: 6'- 8'

Foliage: Dark Green

Spread: 5'

Shape: Mound

Available in shrub or espalier form

Euonymus fortunei 'Moonshadow'

Moonshadow Euonymus

More vivid than Emerald 'n' Gold.

Height: 1'- 2'

Foliage: Golden Center with Green Margins

Spread: 3'- 4'

Shape: Mound

BROADLEAF EVERGREENS

Euonymus japonicas 'Cholippo' **Cholippo Euonymus**

Cold tender. May be damaged by harsh winters, but should rebound.

Height: 12' Foliage: Green Center with Cream Margins

Spread: 6' Shape: Upright

Available in shrub or espalier form

Fargesia nitida **Fountain Bamboo**

This striking clump-forming bamboo, with olive-purple stems, dark green leaves, and an upright habit, is suitable for screening. May be grown in a container if provided with adequate moisture.

Height: 12'- 15' Foliage: Green

Spread: 10'- 15' Shape: Clump

Fall color: N/A

Elevation: 6,000'



Fargesia rufa **Sunset Glow Bamboo**

A great dwarf variety of bamboo with orange-red stems. Protect from hot afternoon sun.

Height: 8'- 10' Foliage: Light Green

Spread: 8'- 10' Shape: Arching

Fall color: N/A

Elevation: 7,000'



Hesperaloe parviflora **Red Flowering Yucca**

An evergreen plant with sword-like foliage which emerges from a central point. Produces red flowers on 4' stalk in summer.

Height: 3'- 4' Foliage: Pale Green

Spread: 3'- 4' Shape: Arching

Fall color: N/A

Elevation: 6,000



Hesperaloe parviflora 'Yellow' **Yellow Flowering Yucca**

An evergreen plant with sword-like foliage. Produces yellow bell shaped flowers on 4' stalks in summer.

Height: 3'-4' Foliage: Green

Spread: 3'-4' Shape: Arching

Fall color: N/A

Elevation: 5,800



Ilex crenata 'Sky Pencil' **Sky Pencil Holly**

Upright growing evergreen plant. Great plant for screening. Needs winter protection.

Height: 6'-8' Spread: 1'-2'



Ilex x meserveae **Holly**

Male plants produce no berries on its own but must be planted to fertilize female plants for berries.

Plant at least one male plant per six female plants.

Almost all prefer shade to partial shade and will do well up to 7,000'. Blue-green foliage with no discernible fall color.



BROADLEAF EVERGREENS

Ilex x meserveae 'Blue Prince' (Male) Blue Prince Holly

Height: 8'- 10' Spread: 6'- 8' Shape: Upright

Ilex x meserveae 'Blue Princess' (Female) Blue Princess Holly

Height: 8'- 10' Spread: 6'- 8' Shape: Upright

Ilex x meserveae 'Prince/Princess' Prince/Princess Holly

Berri-Magic® Kids' Holly Combination.

Height: 6'- 8' Spread: 3'- 6' Shape: Pyramidal

Mahonia aquifolium Oregon Grape Holly

Bluish green large "holly like" leaves . Yellow flowers are followed by blue fruit in summer. Reddish bronze winter foliage.

Height: 4'- 6'

Foliage: Green

Spread: 4'- 6'

Shape: Round

Fall color: Red

Elevation: 6,500'



Mahonia aquifolium compacta Compact Oregon Grape Holly

Bluish green large "holly like" leaves . Yellow flowers are followed by blue fruit in summer. Reddish bronze winter foliage.

Height: 2'- 3'

Foliage: Green

Spread: 2'- 3'

Shape: Spreading

Fall color: Red

Elevation: 6,500'



Mahonia aquifolium 'Kings Ransom' Kings Ransom Holly

Yellow spring flowers will make your garden glow. Rich bluegreen leaves that turn bronze to maroon in the fall.

Height: 5'- 6'

Foliage: Blue Green

Spread: 5'- 6'

Shape: Round

Fall color: Maroon

Elevation: 7,500'



Nandina domestica 'Gulf Stream' Gulf Stream Nandina

Very hardy shrub is attractive in all seasons. Intense red new growth and fall color is its hallmark.

Height: 3'- 4'

Foliage: Green

Spread: 2'- 3'

Shape: Upright

Fall color: Red

Elevation: 6,000'



Nandina domestica 'Heavenly' Heavenly Nandina

The original nandina. Upright growth habit makes it great for screening. Berries and fall color make this an outstanding choice.

Height: 6'- 8'

Foliage: Green

Spread: 4'- 6'

Shape: Upright

Fall color: N/A

Elevation: 6,000'



BROADLEAF EVERGREENS

Phyllostachys aurea

Golden Bamboo

A low-maintenance variety great for screening. Canes change from green to golden as they mature.

Height: 12'-20' Foliage: Green to yellow
Spread: 12'-25' Shape: Upright
Fall color: N/A Elevation: Unknown

Phyllostachys aureosulcata

Yellow Groove Bamboo

A cold hardy bamboo with yellow stripes in the grooves of the canes. Can be topped annually to control height. Good screen.

Height: 20'-25' Foliage: Light Green
Spread: Spreading Shape: Upright
Fall color: N/A Elevation: 6,000'



Phyllostachys nigra

Black Bamboo

A cold hardy bamboo. The upright stems turn black in their second season, contrasting nicely with the rich green foliage. Can be topped annually to control height. Good screen.

Height: 15'-20' Foliage: Green
Spread: Spreading Shape: Upright
Fall color: N/A Elevation: 6,000'



Pyracantha angustifolia 'Gnome'

Gnome® Firethorn

A dense globe-shaped shrub. Has spring clusters of white flowers and orange berry clusters persisting into winter. THORNS.

Height: 4'-6' Foliage: Green
Spread: 4'-6' Shape: Globe
Fall color: N/A Elevation: 6,500'



Pyracantha angustifolia 'Monon'

Yukon Belle® Firethorn

An upright broadleaf evergreen. Makes a good hedge. White flowers and orange berries. THORNS.

Height: 8'-10' Foliage: Green
Spread: 6'-8' Shape: Upright
Fall color: Coppery Bronze Elevation: 7,000'



Pyracantha coccinea 'Kasan'

Kasan Firethorn

Spreading form of pyracantha that can be espaliered. Semi-evergreen. White flowers followed by orange berries in fall. THORNS.

Height: 6'-10' Foliage: Green
Spread: 6'-8' Shape: Spreading
Fall color: N/A Elevation: Unknown



Pyracantha coccinea 'Lowboy'

Lowboy® Firethorn

A spreading form of pyracantha. Makes a good groundcover. Has white flowers and persistent orange fruit. THORNS.

Height: 2'-3' Foliage: Green
Spread: 6'-8' Shape: Spreading
Fall color: N/A Elevation: 6,500'



BROADLEAF EVERGREENS

Pyracantha coccinea ‘Wyatti’

Wyatt Firethorn

Large, upright form. White flowers and orange berries. Heavy fruit producer. THORNS.

Height: 12' Foliage: Green
 Spread: 10' Shape: Upright
 Elevation: 6,000'



Rhododendron

Rhododendron/Azalea

A rounded shrub with funnel-shaped flowers that appear mid to late spring. Foliage turns coppery red in fall.



Variety	Flower Color	Fall Color
Amy Cotta (3' x 5')	Lavender	N/A
Catawba White (4'x 6')	White	N/A
Cunningham White (4' x 4')	White	N/A
Golden Lights (4' x 6')	Golden Yellow	Copper Red
Nova Zembla (4'x 6')	Rose Red	Red
Orchid Lights (2' x 3')	Lilac	Bronze
Pink (4'x 6')	Rose Pink	Bright Red
P.J.M. (3'x 4')	Lavender	Maroon
Rampo (2'-3')	Violet Purple	Purplish-bronze
Roseum (6' x 6')	Rosy Pink	N/A
Rosy Lights (4' x 6')	Dark Pink	Maroon
Vulcan (4' x 6')	Fiery Red	N/A

Foliage: Green Shape: Round Elevation: 6,000– 6,500'

Yucca

Yucca

An arching evergreen plant with long, narrow, sword-like foliage which emerges from a central point. Produces white flowers on a stalk in late summer.



Yucca bacatta

Banana Yucca

Fruit is fleshy and edible.

Height: 2'- 3' Foliage: Blue Green
 Spread: 2'- 3' Elevation: 6,000'

Yucca filamentosa

Adam's Needle Yucca

Height: 2'- 3' Foliage: Green
 Spread: 3'- 4' Elevation: 6,000'

Yucca filamentosa ‘Bright Edge’

Bright Edge Yucca

Height: 2'- 3' Foliage: Green with Gold Margins
 Spread: 3'- 4' Elevation: 7,500'

BROADLEAF EVERGREENS

Yucca Flaccida 'Color Guard'

Color Guard Yucca

In cool weather, margins are tinged pink, and the entire yellow stripe turns rose colored on many of the leaves.

Height: 3'- 4'

Foliage: Gold with Green Margins

Spread: 3'- 4'

Elevation: 6,000'

Yucca Flaccida 'Golden Sword'

Golden Sword Yucca

Height: 2'- 3'

Foliage: Gold with Green Margins

Spread: 3'- 4'

Elevation: 6,000'

Yucca flaccida 'Ivory Tower'

Ivory Tower Yucca

Height: 3'-6'

Foliage: Green

Spread: 3'-4'

Elevation: 6,000'

Yucca glauca

Native Soapweed Yucca

An evergreen plant with sword like foliage which emerges from a central point. Produces green-white flowers on a stalk in summer.

Height: 2'- 4'

Foliage: Pale Green

Spread: 2'- 4'

Elevation: 8,500'

Yucca rigida 'Blue Sentry'

Blue Sentry Yucca

Evergreen plant with blue-green foliage. Bell-shaped, white flowers in summer.

Height: 10'

Foliage: Blue-green

Spread: 5'

Elevation: Unknown

ORNAMENTAL GRASSES

Andropogon gerardii

Big Bluestem Grass

Low water keeps this warm season grass more upright. Late summer seed heads range from silver to purplish in color.

Height: 4'- 6'

Foliage: Blue Green

Fall color: Bronze

Spread: 2'- 3'

Shape: Mound

Elevation: 9,500'

Carex oshimensis 'Evergold'

Evergold Japanese Sedge

Creamy-yellow blades with green edges. Best color in shade. Semi-evergreen.

Height: 10"-1'

Foliage: Creamy yellow/Green

Fall Color: N/A

Spread: 1'-2'

Shape: Clump

Elevation: Unknown

Bouteloua gracilis 'Blonde Ambition'

Blonde Ambition Grass

A native blue grama grass cultivar. Large horizontal seed heads, 2 to 2.5-inches long, resemble blonde Groucho Marx eyebrows.

Height: 2'- 3'

Foliage: Blue Green

Fall color: Bronze

Spread: 1'- 2'

Shape: Mound

Elevation: 8,500'

C. x acutiflora 'Avalanche'

Avalanche Feather Reed Grass

Clump forming, very upright grass. Rich green blades with white mid ribs. Purplish-green plumes.

Height: 3'- 4'

Foliage: Green

Fall color: Bronze

Spread: 1'- 2'

Shape: Clump

Elevation: 6,500'

Calamagrostis x acutiflora 'Karl Foerster'

Feather Reed Grass

Clump forming, very upright grass. Flowers early summer with purple plumes that fade to beige.

Height: 4'- 5'

Foliage: Green

Fall color: Bronze

Spread: 1'- 2'

Shape: Clump

Elevation: 6,500'

C. x acutiflora 'Overdam'

Variiegated Feather Reed Grass

A handsome green with white margins grass. Has golden seed heads that rise above the leaves.

Height: 1'- 3'

Foliage: Green

Fall color: Tan

Spread: 1'- 3'

Shape: Clump

Elevation: 6,000'

Calamagrostis brachytricha

Korean Feather Reed Grass

Arching in the shade, more upright in the sun. Plumes persist through the winter. Sometimes called foxtail grass. Plant Select.

Height: 4'- 5'

Foliage: Gold/Green

Fall color: Bronze

Spread: 2'- 3'

Shape: Clump

Elevation: 6,500'

Carex morrowii 'Ice Dance'

Ice Dance Japanese Sedge

Creamy-white leaf margins add brightness to shade. Evergreen.

Height: 1'

Foliage: Cream/White

Fall color: N/A

Spread: 1'- 2'

Shape: Clump

Elevation: 5,500'

ORNAMENTAL GRASSES

Carex oshimensis

Evergold Japanese Sedge

Creamy-yellow blades with green edges. Best color in shade.
Semi-evergreen.

Height: 10"-1' Foliage: Creamy yellow/Green Fall Color: N/A
Spread: 1'-2' Shape: Clump Elevation: Unknown

Chasmanthium latifolium

Northern Sea Oats

A unique grass for Colorado. Has wide leaves and its unusual seed head resembles beige oats when mature. Shade tolerant.

Height: 2'- 3' Foliage: Green Fall color: Gold
Spread: 18"- 24" Shape: Clump Elevation: 6,500'

Deschampsia cespitosa 'Northern Lights' Variegated Tufted Hair

Low growing clumping grass. Green with a white center rib. Pink tinged in both spring and fall. Shade tolerant.

Height: 8'- 15' Foliage: Green/White Fall color: Pink-tinged
Spread: 10"- 16" Shape: Clump Elevation: 9,500'

Erianthus ravennae

Hardy Plume Grass

The largest of the Colorado hardy grasses. It is upright with blades arching at top. Silvery white seed heads. Syn. Saccharum ravennae.

Height: 10'- 15' Foliage: Green Fall color: N/A
Spread: 4'- 5' Shape: Clumping Elevation: 6,500'

Festuca glauca

Blue Fescue

An attractive, small evergreen grass with blue-green leaves. Tan seed heads appear early summer.

Height: 6"- 8" Foliage: Blue Green Fall color: N/A
Spread: 6"- 8" Shape: Clump Elevation: 8,500'

Hakonechloa macro 'All Gold'

All Gold Japanese Forest

A colorful grass for moist, shady areas. Foliage is a yellow-green.

Height: 12"- 18" Foliage: Yellow-Green Fall color: Same
Spread: 12"-18" Shape: Clump Elevation: 6,000'

Hakonechloa macra 'Aureola'

Golden Japanese Forest

Great grass for moist, partially shaded area. Yellow and green variegated foliage.

Height: 12"- 18" Foliage: Yellow-Green Fall color: Pink-tinged
Spread: 12"-18" Shape: Clump Elevation: 6,000'

Helictotrichon sempervirens

Blue Avena/Blue Oat Grass

A gracefully arching small grass. Its bluish-gray leaves make it stand out from the other grasses. Tan seed spikes in mid summer.

Height: 2'- 3' Foliage: Blue Green Fall color: N/A
Spread: 2'- 3' Shape: Clump Elevation: 8,500'

ORNAMENTAL GRASSES

Imperata cylindrical 'Red Baron'

Japanese Blood Grass

An invasive grass with green blades tipped with red. The red becomes more prominent throughout the season.

Height: 1'- 2'	Foliage: Green/Red	Fall color: N/A
Spread: 18"- 24"	Shape: Clump	Elevation: 6,000'

Miscanthus sinensis

Maiden Grass

Adagio Maiden Grass

One of the shortest maiden grasses. Pink silky plumes turn white as they mature.

Height: 2'- 3'	Foliage: Green	Fall Color: Bronze
Spread: 2'- 3'	Shape: Clump	Elevation: 7,000'

Dixieland Dwarf Maiden Grass

One of the shortest maiden grasses. Pink silky plumes provide fall color. Leaves have showy white variegation.

Height: 2'- 3'	Foliage: Green/Ivory	Fall Color: Yellow
Spread: 3'- 4'	Shape: Clump	Elevation: 7,000'

Fire Dragon Maiden Grass

Green foliage transforms into orange and red hues in the fall. Buff seed heads are great for winter interest.

Height: 6'-7'	Foliage: Green	Fall Color: Red
Spread: 3'-4'	Shape: Clump	Elevation: Unknown

Gold Bar Maiden Grass

Burgundy seed heads add winter interest. Its green leaves have dramatic gold striping.

Height: 4'- 5'	Foliage: Green/Gold	Fall Color: Burgundy
Spread: 2'	Shape: Clump	Elevation: 8,000'

Gracillimus Maiden Grass

Creamy white seed heads appearing late summer/fall. Its green leaves have white center ribs.

Height: 5'- 6'	Foliage: Green	Fall Color: Bronze
Spread: 4'- 5'	Shape: Clump	Elevation: 8,500'

Little Miss Maiden Grass

Green foliage in spring maturing to red and purple. Intensifying in fall.

Height: 2'- 3'	Foliage: Green to red	Fall Color: Reddish-purple
Spread: 2'- 3'	Shape: Clump	Elevation: 7,000'

Little Zebra Maiden Grass

Gold-banded foliage. A small growing cultivar with late summer blooms and spikes of purple-red flowers.

Height: 3'- 4'	Foliage: Green	Fall Color: Bronze
Spread: 2'- 3'	Shape: Clump	Elevation: 7,000'

ORNAMENTAL GRASSES

Morning Light Maiden Grass

Maroon-colored seed heads in late summer. Leaves are green with silver stripes.

Height: 4'- 5' Foliage: Green Fall Color: Bronze
Spread: 2'- 3' Shape: Clump Elevation: 7,000'

Purple Maiden Grass

A very upright grass with green leaves that turn purple tinged in the late summer. Produces silvery white plumes in late summer.

Syn. Flame Grass.

Height: 3'- 4' Foliage: Green Fall Color: Bronze
Spread: 2'- 3' Shape: Clump Elevation: 7,000'

Silver Feather Maiden Grass

Has very large, silver feathery seed heads. Green foliage with a silver mid-rib.

Height: 5'- 6' Foliage: Green Fall Color: Bronze
Spread: 3'- 4' Shape: Clump Elevation: 8,000'

Strictus Maiden Grass

Also known as porcupine grass. Wide, green blades have yellow, horizontal stripes. Buff colored seed heads in fall are great for winter interest.

Height: 5'- 8' Foliage: Green & yellow Fall Color: Bronze
Spread: 3'- 4' Shape: Clump Elevation: 7,000'

Variogated Maiden Grass

Green leaves with white stripes. Produces a silver plume in September.

Height: 4'- 5' Foliage: Green Fall Color: Bronze
Spread: 2'- 3' Shape: Clump Elevation: 7,000'

Yaka Jima Maiden Grass

A compact maiden grass with green leaves and cream colored plumes held above the leaves in late summer.

Height: 3'- 4' Foliage: Green Fall Color: Bronze
Spread: 2'- 3' Shape: Clump Elevation: 7,000'

Zebra Maiden Grass

Green leaves with yellow horizontal stripes. Plumes appear white turning to tan.

Height: 6'- 8' Foliage: Green Fall Color: Bronze
Spread: 4'- 6' Shape: Clump Elevation: 7,000'

**If you don't see that special grass,
or a certain size, give us a call.**

ORNAMENTAL GRASSES

Muhlenbergia capillaris

Pink Muhly Grass

Green glossy foliage. Pink airy flower plumes. Great massed.

Height: 2'- 3'	Foliage: Green	Fall color: Pink
Spread: 2'- 3'	Shape: Clump	Elevation: 5,500'

Muhlenbergia reverchonii 'PUND01S'Undaunted® Ruby Muhly Grass

A southern plains native grass. Airy pink plumes appear in fall.

Height: 15"-30"	Foliage: Grey green	Fall Color: Pink
Spread: 18"-24"	Shape: Clump	Elevation: 5,500'

Nassella tenuissima

Mexican Feather Grass (STIPA)

A tuft-forming grass. Has very thin leaves and small tan flowers in early summer. Not hardy but reseeds easily.

Height: 3'- 4'	Foliage: Green	Fall color: N/A
Spread: 1'- 2'	Shape: Clump	Elevation: 5,500'

Ophiopogon japonicas

Green Mondo Grass

Dark green, shade loving grass is a great border plant. Lavender flowers in summer.

Height: 12"-15"	Foliage: Green	Fall color: Semi-evergreen
Spread: 12"-15"	Shape: Clump	Elevation: 5,500'

Ophiopogon planiscapus 'Nigrescens'

Black Mondo Grass

This shade loving grass has unique purplish-black foliage. Lavender flowers produce black, persistent fruit.

Height: 8"-12"	Foliage: Purplish-black	Fall color: Semi-evergreen
Spread: 8"-12"	Shape: Clump	Elevation: 5,500'

Panicum virgatum

Switch Grass

Cheyenne Sky

Emerges blue/green in spring and turns to a wine red in early summer. Great choice for fall color

Height: 2'-3'	Foliage: Blue/Green	Fall Color: Wine Red
Spread: 1'-2'	Shape: Clump	Elevation: Unknown

Dewey Blue Switch Grass

Blue tinted foliage and fountain form on this sun loving, drought tolerant grass.

Height: 3'- 4'	Foliage: Blueish-green	Fall color: Bronze
Spread: 2'-3'	Shape: Clump	Elevation: 7,000'

Heavy Metal Switch Grass

Metallic blue blades and delicate shiny pink seed heads make this grass stand out from the others!

Height: 3'- 4'	Foliage: Blue	Fall color: Yellow
Spread: 12"- 18"	Shape: Clump	Elevation: 7,000'

ORNAMENTAL GRASSES

Prairie Sky Switch Grass

Very blue blades and delicate sky-blue summer seed heads make this grass a lovely addition to any landscape.

Height: 3'- 4' Foliage: Blue Fall color: Yellow
Spread: 12"- 18" Shape: Clump Elevation: 7,000'

Shenandoah Switch Grass

True green foliage in early summer which takes on reddish hues in July and becomes fully burgundy by fall. Rose-pink flowers.

Height: 3'- 4' Foliage: Green Fall color: Yellow
Spread: 12"- 18" Shape: Clump Elevation: 7,000'

Pennisetum alopecuroides 'Hameln' Dwarf Fountain Grass

Dense small grass with fine green foliage. In late summer small white bristly, bottle-brush-like seed heads appear.

Height: 1'- 2' Foliage: Green Fall color: Yellow
Spread: 12"- 18" Shape: Clump Elevation: 6,000'

Pennisetum alopecuroides 'Little Bunny' Miniature Fountain Grass

A uniform mound of slender green foliage. Tan bottle brush plumes in fall.

Height: 8"-12" Foliage: Green Fall color: Bronze
Spread: 10"- 12" Shape: Clump Elevation: 6,000'

Pennisetum alopecuroides 'Red Head' Red Head Fountain Grass

A beautiful fountain grass with large bottle brush red plumes in mid to late summer.

Height: 3'-4' Foliage: Green Fall Color: Golden
Spread: 3'-4' Shape: Clump Elevation: Unknown

Pennisetum orientale 'Karly Rose' Pink Oriental Fountain Grass

A beautiful fountain grass that has green, arching foliage. Pink bottle brush plumes summer thru Fall. Great in masses.

Height: 3'- 4' Foliage: Green Fall color: Pink plumes
Spread: 2'-3' Shape: Clump Elevation: 6,000'

Schizachyrium scoparium Little Bluestem Grass

This clump forming grass has gray-green foliage in the summer that turns copper/red in the fall. Best used in groupings.

Height: 3'- 4' Foliage: Blue/Gray Fall color: Copper
Spread: 1'- 2' Shape: Clump Elevation: 8,000'

Schizachyrium scoparium 'Standing Ovation' PP25,202 Standing Ovation Little Bluestem

Strong upright growing habit that stands up to rain, wind and snow. Great grass for winter interest.

Height: 2'-3' Foliage: Blue/Green Fall Color: Orange
Spread: 15"-18" Shape: Upright clump Elevation: 8,000'

Fax: 303-287-2627 www.jamesnurserycompany.com 93

ORNAMENTAL GRASSES

Sorghastrum nutans 'Indian Steel'

Indian Grass

Very erect clump-forming grass with light blue-green blades. Panicles appear yellow in summer ripening to brown in fall.

Height: 3'- 5'

Foliage: Blue Green

Fall color: Yellow

Spread: 2'- 3'

Shape: Clump

Elevation: 7,000'

Sporobolus heterolepis

Prairie Dropseed

A fine textured grass that is long lived and easy to grow. Spicy scent makes it nice for dried arrangements.

Height: 2'- 3'

Foliage: Green

Fall color: Bronze

Spread: 2'- 3'

Shape: Upright

Elevation: 7,000'

**If you don't see that special grass,
or a certain size, give us a call.**



HARD GOODS

LAWN EDGING-STEEL

- 14 Gauge Galvanized Roll Top
- 14 Gauge Pins

TREE STAKING MATERIAL

Steel T-post	6'
Lodge Pole	6'
16 Gauge Guy wire Black	3.5# Roll
Tree Strap (Nylon)	12"
	16"
Tree Tying Arbor Tape	25' Length
	250' Roll
	500' Roll
Tree Wrap	4"x150'
Shade Cloth for Tarp	12' Wide x Length
	Cut to Order

WEED BARRIER

- 6'x300' Roll
- 4'x300' Roll
- 4'x100' Roll
- Fabric Pins

SOIL AMENDMENT

- | | |
|----------------------|--------|
| Eko Compost (Bag) | 1.5 CF |
| Sphagnum Peat (Bale) | 3.8 CF |

BALL CARTS AVAILABLE TO ORDER

PERENNIALS

James Nursery Company stocks a variety of perennials. We also have several local suppliers who assist us in filling your orders. Since varieties and quantities change rapidly, please call ahead with your orders

SCIENTIFIC NAME INDEX

A

Abies- 68
Acer-5, 42-47
Aesculus- 47
Alnus- 5
Amelanchier 5-6, 47-48
Amorpha- 6
Andropogon- 88
Arctostaphylos- 41, 80
Aronia- 6
Artemisia- 7
Azalea- See Rhododendron

B

Berberis- 7-9
Betula 48-49
Bouteloua- 88
Buddleia -9
Buxus- 80-81

C

Calamagrotis- 88
Campsis- 39
Caragana- 10
Carex- 88-89
Carpinus- 49
Caryopteris- 10
Catalpa- 49-50
Celtis- 50
Cercis- 50
Cercocarpus- 10-11
Chaenomeles- 11
Chamaebatiaria- 11
Chasmanthium- 89
Chrysothamnus- 11
Clematis- 39
Cornus-12-13, 51
Cotinus- 13
Cotoneaster- 13, 81
Crataegus- 51-52
Cytisus- 14

D

Daphne-14
Deschampsia- 89
Diervilla- 15

E

Erianthus- 89
Euonymus 15, 82

F

Fagus- 52
Fallugia- 16
Fargesia- 83
Festuca- 89
Forestiera -16
Forsythia- 16-17
Fraxinus- 52-53

G

Genista- 17
Ginkgo- 53
Gleditsia- 53-54
Gymnocladus- 54

H

Hakonechloa- 89
Hedera- 39
Helictotrichon- 89
Heptacodium- 54
Hesperaloe- 83
Hibiscus- 17
Holodiscus- 18
Hydrangea- 18-19, 39
Hypericum- 19

I

Ilex- 83-84
Imperata- 90
Itea- 19-20

SCIENTIFIC NAME INDEX

J

Junipers- 79

K

Koelreuteria- 54

L

Ligustrum- 20

Lirodendron- 54-55

Lonicera- 20-21, 39

M

Magnolia- 55

Mahonia 41, 84

Malus- 55-57

Miscanthus- 90-91

Muhlenbergia- 92

N

Nandina- 84

Nassella- 92

O

Ophiopogon- 92

P

Panicum- 92-93

Parthenocissus- 40

Pennisetum- 93

Perovskia- 21

Philadelphus- 21-22

Phyllostachys- 84-85

Physocarpus- 22-23

Picea- 68-72

Pinus- 73-78

Polygonum- 40

Populus- 58-59

Potentilla- 23-24

Prunus- 24-25, 59-61

Pyracantha- 85

Pyrus- 61-62

Q

Quercus- 62-64

R

Rhamnus- 26

Rhododendron- 26, 86

Rhus- 26-27

Ribes- 27

Robinia- 64

Rosa- 27-29

S

Salix- 30, 65

Sambucus-30

Schizachyrium- 93

Shepherdia- 30

Sophora- 65

Sorbaria- 30

Sorbus- 65

Sorghastrum- 94

Sporobolus- 94

Spirea- 30-32

Symphoricarpos- 32-33

Syringa- 33-34, 65

T

Taxus- 78

Thuja- 78

Tilia- 65-66

U

Ulmus- 66-67

V

Viburnum- 35-37

Vinca- 41

W

Weigela- 37-38

Wisteria- 40

Y

Yucca- 86-87

COMMON NAME INDEX

A

Alder- 5
Almond, Pink Flowering- 25
Althea (hibiscus, Rose of Sharon)- 17
Apache Plume- 16
Apple- 38
Apricot-38
Arborvitae- 78
Ash- 52-53
Ash, Mountain- 65
Aspen- 58-59
Azalea, Rhododendron- 26, 86

B

Bamboo- 83
Barberry- 7-9
Beech- 52
Beauty Bush- 20
Berries- 38
Birch- 48-49
Boxwood- 80-81
Boston Ivy- 40
Raspberry
Broom- 14
Buckthorn- 26
Buffaloberry- 30
Burning Bush- 15
Butterfly Bush- 9

C

Catalpa- 49-50
Cherry 38, 60-61
Chokeberry- 6
Chokecherry- 25, 60
Clematis-39
Compost- 95
Coralberry- 32-33
Cotoneaster- 13, 81
Cottonwood- 58
Crabapple-55-57
Currant- 27, 32-33

D

Daphne- 14
Dogwood- 12-13, 51

E

Edging- 95
Edging Pins- 95
Elder- 30
Elm- 66-67
English Ivy- 39
Englemann Ivy- 40
Euonymus- 15, 82

F

Fabric Pins- 95
Fernbush- 11
Fir- 68
Firethorn- 85
Forsythia- 16-17
Fruit Trees- 38

G

Ginkgo- 53
Golden Rain Tree- 54
Gooseberry- 38
Grape- 38
Grass- 88-94

H

Hackberry- 50
Hawthorn- 51-52
Hibiscus (Althea, Rose of Sharon)- 17
Holly- 83-84
Honeylocust- 53-54
Honeysuckle- 20-21, 39
Hornbeam- 49
Hornbeam- 47
Horsechestnut- 47
Hydrangea-18-19, 39

J

Japanese Pagoda Tree- 65
Junipers- 79

K

Kentucky Coffee Tree- 54
Kinnikinnick- 41

COMMON NAME INDEX

L

Leadplant-
Lilac- 33-34
Lilac Tree- 65
Linden- 65-66
Locust, Purple Robe- 64

M

Magnolia- 55
Mahogany, Mountain- 11
Manzanita- 41, 80
Maple- 5, 42-47
Mockorange- 21-22
Mountain Ash- 65

N

Nandina- 84
New Mexico Privet- 16
Ninebark- 22-23

O

Oak- 62-64
Ohio Buckeye- 47
Oregon Grape Holly-84

P

Peach- 38
Pear- 38, 61-62
Peashrub- 10
Peat- 95
Periwinkle- 41
Perennials- 95
Pine- 73-78
Plum- 24-25, 59-61
Potentilla- 23-34
Privet- 16,20
Purple leaf wintercreeper- 41
Pyracantha- 85

Q

Quince- 11

R

Rabbitbrush- 11
Raspberry- 38
Redbud- 50
Rhododendron- 26, 86
Rose- 27-29
Rose of Sharon (Althea,
Hibiscus)-17
Russian Sage- 21

S

Sage-7, 21
St. John's Wort- 19
Sand Cherry- 24-25
Serviceberry- 5-6, 47-48
Sevon-Son-Flower- 54
Silver Lace Vine- 40
Smokebush- 13
Snowberry- 32-33
Soil Amendment- 95
Spirea- 10, 30-32
Spruce- 68-72
Sumac- 26-27
Sweetspire- 19-20

T

Tree Stakes- 95
Tree Straps- 95
Tree Wire- 95
Trumpet Vine- 39
Tulip Tree- 54-55

V

Viburnum- 35-37
Vinca- 41
Virginia Creeper- 40

W

Wayfaring Tree- 36
Weed Barrier- 95
Weigela-37-38
Willow- 30, 65
Wintercreeper- 41
Wire- 95
Wisteria- 40
Woodwaxen- 17

Y

Yew- 78
Yucca- 86-87

